

Migrator Pro for Exchange 20.11.4

Requirements



© 2026 Quest Software Inc. ALL RIGHTS RESERVED.

This guide contains proprietary information protected by copyright. The software described in this guide is furnished under a software license or nondisclosure agreement. This software may be used or copied only in accordance with the terms of the applicable agreement. No part of this guide may be reproduced or transmitted in any form or by any means, electronic or mechanical, including photocopying and recording for any purpose other than the purchaser's personal use without the written permission of Quest Software Inc.

The information in this document is provided in connection with Quest Software products. No license, express or implied, by estoppel or otherwise, to any intellectual property right is granted by this document or in connection with the sale of Quest Software products. EXCEPT AS SET FORTH IN THE TERMS AND CONDITIONS AS SPECIFIED IN THE LICENSE AGREEMENT FOR THIS PRODUCT, QUEST SOFTWARE ASSUMES NO LIABILITY WHATSOEVER AND DISCLAIMS ANY EXPRESS, IMPLIED OR STATUTORY WARRANTY RELATING TO ITS PRODUCTS INCLUDING, BUT NOT LIMITED TO, THE IMPLIED WARRANTY OF MERCHANTABILITY, FITNESS FOR A PARTICULAR PURPOSE, OR NON-INFRINGEMENT. IN NO EVENT SHALL QUEST SOFTWARE BE LIABLE FOR ANY DIRECT, INDIRECT, CONSEQUENTIAL, PUNITIVE, SPECIAL OR INCIDENTAL DAMAGES (INCLUDING, WITHOUT LIMITATION, DAMAGES FOR LOSS OF PROFITS, BUSINESS INTERRUPTION OR LOSS OF INFORMATION) ARISING OUT OF THE USE OR INABILITY TO USE THIS DOCUMENT, EVEN IF QUEST SOFTWARE HAS BEEN ADVISED OF THE POSSIBILITY OF SUCH DAMAGES. Quest Software makes no representations or warranties with respect to the accuracy or completeness of the contents of this document and reserves the right to make changes to specifications and product descriptions at any time without notice. Quest Software does not make any commitment to update the information contained in this document.

If you have any questions regarding your potential use of this material, contact:

Quest Software Inc.

Attn: LEGAL Dept

20 Enterprise Ste 100

Aliso Viejo, CA 92656

Refer to our Web site (<https://www.quest.com>) for regional and international office information.

Patents

Quest Software is proud of our advanced technology. Patents and pending patents may apply to this product. For the most current information about applicable patents for this product, please visit our website at <https://www.quest.com/legal>.

Trademarks

Quest, the Quest logo, and Join the Innovation are trademarks and registered trademarks of Quest Software Inc. For a complete list of Quest marks, visit <https://www.quest.com/legal/trademark-information.aspx>. All other trademarks and registered trademarks are property of their respective owners.

Legend



CAUTION: A CAUTION icon indicates potential damage to hardware or loss of data if instructions are not followed.



IMPORTANT, NOTE, TIP, MOBILE, or VIDEO: An information icon indicates supporting information.

Contents

Hardware Prerequisites	4
Supported Migration Paths	5
Supported Mailbox Migration Paths	5
Software Prerequisites	7
General Installation Requirements	7
Networking Requirement	7
SQL Server Installation Requirements	7
Supported Outlook Versions	8
Additional Requirements	9
TLS 1.3 Certification	9
Certified Exchange versions	9
Other Requirements	9
Account Requirements	10
Account Services	10
Account Permissions	10
Inter-Org Public Folder Migration Requirements	10
Public Folder Migration to Office 365 using PowerShell Requirements	11
Mailbox Migration Service Account Requirements	11
Mailbox Migration to Office 365	11
Public Folder Migration to Microsoft 365 Groups	11
SQL Accounts and Permissions	11
Migrator Pro for Exchange Worker Prerequisites	13
Hardware Requirements	13
Software Requirements	13
Migrator Pro for Exchange Network Requirements	14
About us	21
Technical support resources	21

Hardware Prerequisites

! Migrator Pro for Exchange should not be installed on an Exchange server.

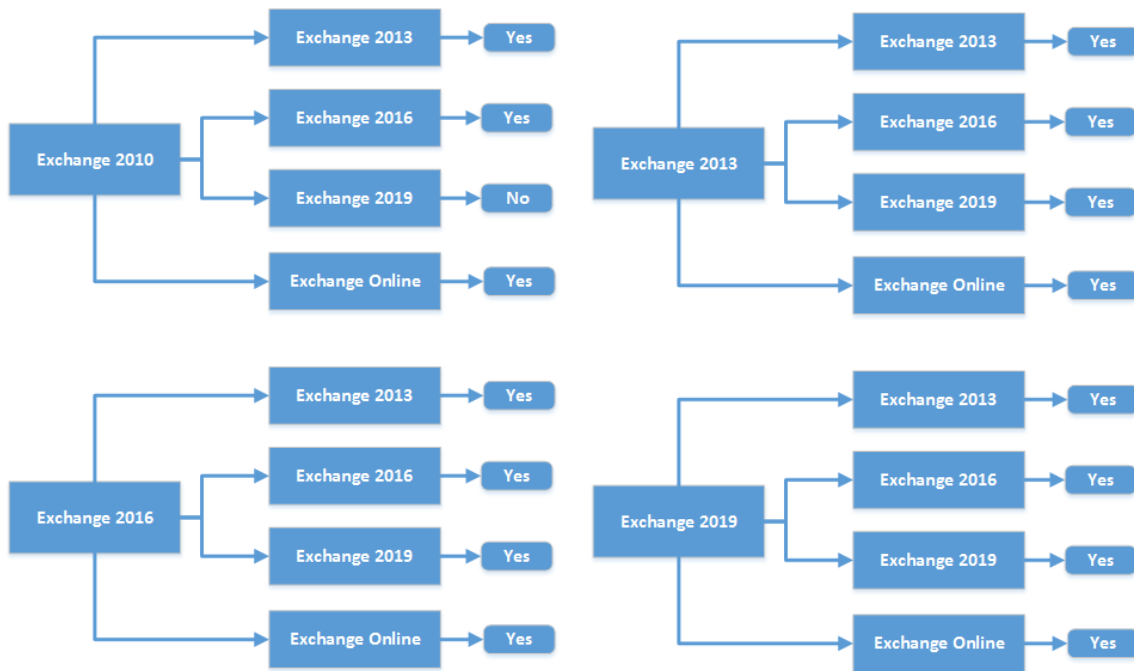
Migrator Pro for Exchange requires the use of Windows Server 2016, 2019, 2022, or 2025 to host the migration management software.

Component	Requirement
Processor	Minimum: Intel Xeon quad core 1.8 Ghz (x64) or AMD equivalent
Memory	Minimum: 8 GB 8GB of RAM on the Migrator Pro for Exchange server should be sufficient for an environment containing 15,000 mailboxes or less. But for larger environments, or for environments containing large Public Folder hierarchies, increasing the memory to 16GB is recommended.
Disk Space Requirements	Minimum: 100 MB for application installation and 4 GB for database storage.
Display	1280 x 768 or higher resolution monitor
Other	Keyboard and Microsoft Mouse (or compatible pointing device), Internet access

Supported Migration Paths

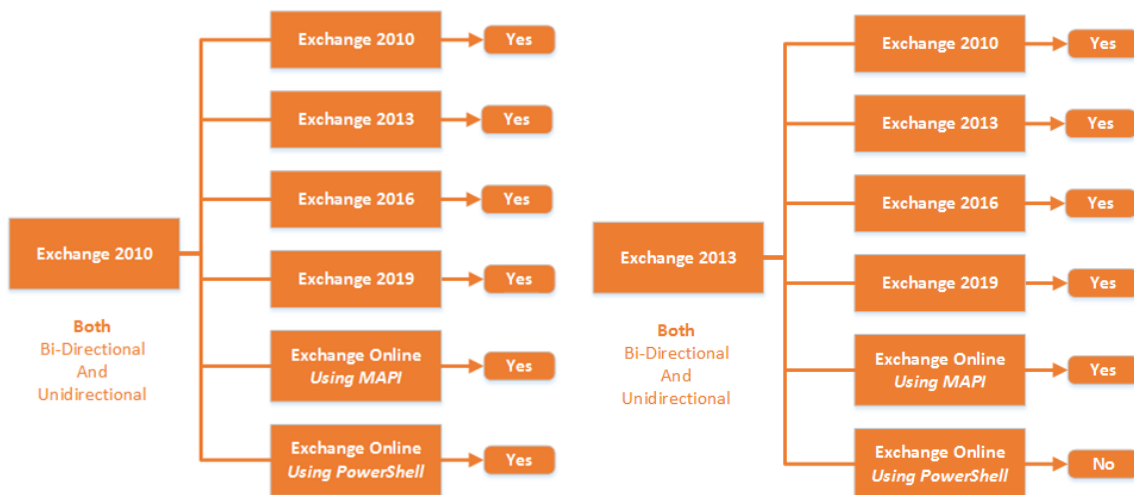
Supported Mailbox Migration Paths

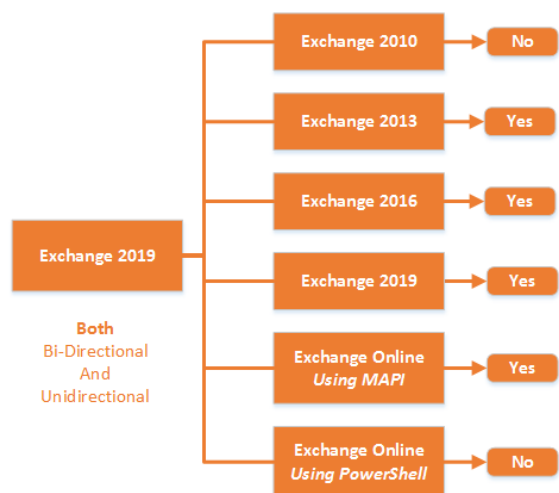
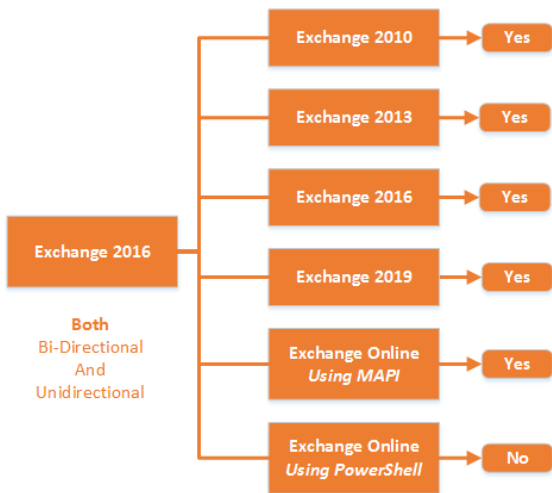
The current release of Migrator Pro for Exchange supports mailbox migration for these source/target scenarios:



Supported Public Folder Migration Paths

Migrator Pro for Exchange supports inter-org (only) Public Folders migration for these source/target scenarios:





Software Prerequisites

General Installation Requirements

- Windows Server 2016, 2019, 2022, or 2025.
Note that Microsoft's extended support for Windows Server 2016 ends in January 2027.
- PowerShell 5.0
- IIS (included with all supported versions of Windows Server).
- .NET 4.8 Framework (if not already installed, it will be downloaded and installed automatically if there is an Internet connection)



Migrator Pro for Exchange cannot rationalize Microsoft 365 mailboxes when the *WhenChanged DateTime* format is *ddMMyyyy*, due to a remote PowerShell error claiming invalid date time format. Changing the date-time format of the operating system to *mmddyyyy* resolves the issue.

Networking Requirement

During installation, missing prerequisites will be downloaded automatically. This requires an internet connection.

Migrator Pro for Exchange requires network access between Source and Target Exchange CAS Servers to migrate Mailbox and Public Folder data. For migration to Exchange Online, an internet facing Exchange CAS server from the source Exchange Organization is required. For more detail refer to [Migrator Pro for Exchange Network Requirements](#).

SQL Server Installation Requirements

- SQL Server 2016 SP2 CU3, 2017 CU11, 2019, or 2022.

OR

- SQL Server 2022 Express Advanced. Migrator Pro for Exchange's Default Install option will install SQL Server 2022 Express Advanced if a local instance of SQL is not detected.
 - Note that SQL browsing service does not run by default. Please ensure this service is running.
- Network connectivity to SQL Server.

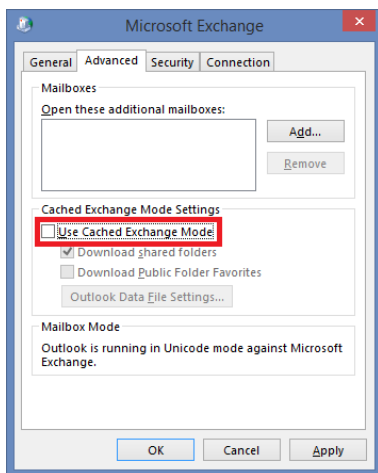
Supported Outlook Versions

The following Outlook versions are supported on the Migrator Pro for Exchange Migration Server:

- Outlook 2016 32-bit
Note that Microsoft's support for Outlook 2016 ended on October 14, 2025
- Outlook 2019 32-bit
Note that Microsoft's support for Outlook 2019 ended on October 14, 2025
- Outlook 2021 32-bit
- Outlook 2024 32-bit

The Outlook client must also conform to the Microsoft version requirements for the applicable Exchange target version.

Public Folder migration to Microsoft 365 Groups requires a supported Outlook version to be installed on the Migrator Pro for Exchange and/or Migrator Pro for Exchange Worker machines. Note also:



The Outlook profiles on the Migrator Pro for Exchange migration server and migration Worker machines must have Cached Mode disabled for the migration to proceed.

i End users' Outlook profiles must be in Cached Mode to permit end-user viewing of Microsoft 365 Groups by the Outlook client.

If using Outlook profiles for Public Folder migration, and if Use Cached Exchange Mode is enabled, Migrator Pro for Exchange will automatically disable this mode when the profile is selected.

Additional Requirements

TLS 1.3 Certification

- Migrator Pro for Exchange supports TLS 1.3

Certified Exchange versions

Migrator Pro for Exchange has been tested and certified for these versions of Microsoft Exchange:

- Exchange Server SE GA release
- Exchange Server 2019 CU15
Note that Microsoft's support for Exchange Server 2019 ended on October 14, 2025
- Exchange Server 2016 CU23
Note that Microsoft's support for Exchange Server 2016 ended on October 14, 2025
- Exchange Server 2013 CU23
Note that Microsoft's support for Exchange Server 2013 ended on April 11, 2023
- Exchange Server 2010 SP3 Update Rollup 32
Note that Microsoft's support for Exchange 2010 ended on October 13, 2020

Other Requirements

- Migrator Pro for Exchange utilizes the remote capabilities of PowerShell to communicate with Exchange 2010 or 2013. Therefore, provide a Fully Qualified Domain Name (FQDN) of the Exchange 2010 or Exchange 2013 server that would communicate remotely through PowerShell. Ensure that PowerShell Remoting is enabled on the Exchange Server.
- FQDN of SQL server.
- Internet Explorer Enhanced Security Configuration (IE ESC) must be disabled.
- Public Folder migration to Exchange 2013 requires Exchange 2013 CU5+.
- The registry must be modified to disable User Account Control (UAC). In the registry, navigate to `HKEY_LOCAL_MACHINE\SOFTWARE\Microsoft\Windows\CurrentVersion\policies\system`, set **DWORD** `EnableLUA` to 0, and then reboot.

Account Requirements

Account Services

Administrative accounts are needed for the following:

- Migrator Pro for Exchange MCP Windows service
- Active Directory access
- Exchange 2010/2013/2016/2019 access (PowerShell)
- Public folder access (MAPI)
- SMTP notifications
- SQL Server database

Account Permissions

Administrative accounts require the following permissions:

- Member of the “Exchange Organization Administrators” and “Organization Management” group
- Local administrator on the Migrator Pro for Exchange server
- Read & List Contents rights to “Deleted Objects” container. You may follow these steps if your account is not a Domain Administrator or equivalent (see [How to let non-administrators view the Active Directory deleted objects container](#) on MS Learn for more details):

Using a domain admin account, open a command prompt and confirm the successful execution of the following commands:

```
dscls "CN=Deleted Objects,DC=domain,DC=com" /takeownership
```

```
dscls "CN=Deleted Objects,DC=domain,DC=com" /g  
Domain\ServiceAccount:LCRP
```

Inter-Org Public Folder Migration Requirements

- The Target/Home account must be mailbox enabled and added to the Exchange “Public Folder Management” security group in the target forest.
- The Source account must be mailbox enabled and added to the Exchange “Public Folder Management” security group in the source forest.



Both the Source and Target mailbox enabled accounts for Public Folder migration should be logged into first, to avoid a warning during Migrator Pro for Exchange Configuration.

Public Folder Migration to Office 365 using PowerShell Requirements

The Public Folder account used for Office 365 must be a member of the *PublicFolders* and *MailEnabledPublicFolders* role groups (in Office 365 EAC, Permissions > Admin roles).

Mailbox Migration Service Account Requirements

A mailbox-enabled service account is required to gather the required mailbox statistics via PowerShell. Migrator Pro for Exchange requires a mailbox-enabled user with Organization Management and Recipient Management permissions for both on-premises and Office 365 mailbox move migrations. This only pertains to Exchange 2010 and above.

Mailbox Migration to Office 365

Mailbox migration to Office 365 requires *either* Global Admin, or Billing, Exchange and User Admin roles.

Public Folder Migration to Microsoft 365 Groups

- Public Folder migration to Microsoft 365 Groups requires the admin be designated an Microsoft 365 global administrator.
- The MAPI account configured within Migrator Pro for Exchange, in *Forests | Accounts | Exchange (MAPI)*, should be using a mailbox that was created in Microsoft 365 and not one that was migrated to Microsoft 365 from on-premises.

SQL Accounts and Permissions

The following accounts must be created with the respective permissions in SQL before commencing installation of Migrator Pro for Exchange.

If you are using a **single** account to connect to your database, and Active Directory and Exchange connectivity, you must grant these database permissions to the account:

- **Migrator Pro for Exchange MCP Service Identity** - Only requires a SQL Login Account unless the account is also used as the SQL setup account, then it must have the following server role assigned: *dbcreator*

After the database has been created, you can remove *dbcreator* and assign the following specific permissions:

- *db_datareader*
- *db_datawriter*
- *db_ddladmin*

If you are using **multiple** accounts to connect to your database, and Active Directory and Exchange connectivity, you must grant the following database permissions:

- **Setup SQL Account** – This allows the SQL server administrator to retain accounts for Migrator Pro for Exchange that require the least amount of privileges when the application is running in a production environment. The setup login must exist prior to the configuration and requires at a minimum *dbcreator* rights, and can either be a Windows or SQL Login.

- *dbcreator* rights
- Windows (Current User)
- SQL Login

- **Application SQL Account**

- *db_datareader*
- *db_datawriter*
- *db_ddladmin*

- **Migrator Pro for Exchange MCP Service Identity:** public

- **Public Folders Identity** - The "Migrator Pro for Exchange Worker" runs in the context of the currently logged on user. This user must have read/write access to the Migrator Pro for Exchange database if SQL Server authentication is not being used.



As stated, the SQL login account(s) must already exist in order for the mapping to be established to the database account using these rights. This is important as these database accounts and rights are established when the database is created. If you are using a single SQL account for application access, it will need *db_datareader/db_datawriter/db_ddladmin*. The Migrator Pro for Exchange MCP account requires *db_ddladmin* to control the schema (identity values and constraints) when using bulk copy operations as part of the data population.

Migrator Pro for Exchange Worker Prerequisites

The Migrator Pro for Exchange Worker is utilized to distribute the provisioning and migration of Public Folders. There can be multiple Migrator Pro for Exchange Workers installed for this purpose.

The following 64-bit operating systems are supported:

- Windows Server 2016

Note that Microsoft's extended support for Windows Server 2016 ends in January 2027.

- Windows Server 2019
- Windows Server 2022
- Windows server 2025

Hardware Requirements

- Processor: Minimum 4 cores for server OSes.
- Memory: Minimum 6GB.
- Disk Space Requirements: Minimum 4GB free disk space.

Software Requirements

- The Migrator Pro for Exchange Worker requires Microsoft .NET 4.8 framework. The Migrator Pro for Exchange Worker installer will download this framework from Microsoft if not already installed. If the end user network environment does not allow the workstations to access the internet, the end user must acquire and install this.
- We recommend all Microsoft updates and service packs be installed before using the Migrator Pro for Exchange Worker.
- The Migrator Pro for Exchange Worker requires Outlook 2016 32-bit, Outlook 2019 32-bit, Outlook 2021 32-bit, or Outlook 2024 32-bit.
- The worker computers should be joined to the same domain as the main Migrator Pro for Exchange server and logged into with the <domain>\ExchangeProServiceAccount. This account should be a member of the worker computer's Local Administrators group.
- The registry must be modified to disable User Account Control (UAC). In the registry, navigate to `HKEY_LOCAL_MACHINE\SOFTWARE\Microsoft\Windows\CurrentVersion\policies\system`, set `DWORD EnableLUA` to 0, and then reboot.

Migrator Pro for Exchange Network Requirements

These general guidelines outline the firewall ports that should be opened for a fully functioning Migrator Pro for Exchange project. We assume that the messaging and Active Directory environments in both the source and target are configured according to Microsoft's published guidance. For example, these guidelines assume that on-premises Exchange servers can freely communicate with global catalog servers within the same environment, and network isolation boundaries do not exist.

This table should be considered as a reference, but ultimately the ports are those required by Microsoft technologies, so they are the authoritative source on what is needed. Please refer to the Microsoft documentation if there are questions about which ports are required for Migrator Pro for Exchange to communicate or utilize these technologies.

[Network ports for clients and mail flow in Exchange](#)

[Network ports for clients and mail flow in Exchange 2013](#)

From	To	Component	Protocol	Port (Default)	Remark
Migrator Pro for Exchange	Source Domain Controller	Profile Outlook	TCP	25	Profile Outlook
Migrator Pro for Exchange	Target SMTP messaging server	Migrator Pro for Exchange MCP Service	TCP	25	Send email notifications
Source Messaging servers	Target messaging servers	Coexistence	TCP	25	Mail redirection
Target Messaging servers	Source messaging servers	Coexistence	TCP	25	Mail redirection
Migrator Pro for Exchange	Source DNS servers	Migrator Pro for Exchange MCP Service	TCP/IP	53	DNS lookups
Migrator Pro for Exchange	Target DNS servers	Lookup	TCP	53	DNS
Migrator Pro for Exchange	Source Domain Controllers	Outlook RPC over HTTP(S)	TCP	80	Profile Outlook

From	To	Component	Protocol	Port (Default)	Remark
Migrator Pro for Exchange	Target Domain Controllers	Outlook RPC over HTTP(S)	TCP	80	Profile Outlook
Migrator Pro for Exchange	Source messaging servers	Outlook RPC over HTTP(S)	TCP	80	Profile Outlook
Migrator Pro for Exchange	Target messaging servers	Outlook RPC over HTTP(S)	TCP	80	Profile Outlook
Source Domain Controllers	Target messaging servers	Authentication	TCP	88	Kerberos
Target messaging servers	Source Domain Controllers	Authentication	TCP	88	Kerberos
Migrator Pro for Exchange	Target Domain Controllers	Authentication	TCP/UDP	88	Kerberos
Migrator Pro for Exchange SQL	Target Domain Controllers	Authentication	TCP/UDP	88	Kerberos
Migrator Pro for Exchange	Source Domain Controllers	Authentication	TCP	88	Kerberos
Migrator Pro for Exchange	Source Domain Controllers	POP3	TCP	110	Profile Outlook
Migrator Pro for Exchange	Target Domain Controllers	Windows Time	TCP	123	Windows Time
Migrator Pro for Exchange SQL	Target Domain Controllers	Windows Time	TCP	123	Windows Time
Migrator Pro for Exchange	Target messaging servers	Migrator Pro for Exchange MCP Service	TCP	135	RPC locator

From	To	Component	Protocol	Port (Default)	Remark
Migrator Pro for Exchange	Source Domain Controllers	Migrator Pro for Exchange MCP Service	TCP	135	RPC locator
Source messaging servers	Target messaging servers	RPC End Point	TCP	135	RPC Endpoint
Target messaging servers	Source messaging servers	RPC End Point	TCP	135	RPC Endpoint
Migrator Pro for Exchange	Source messaging servers	RPC End Point	TCP	135	RPC Endpoint
Migrator Pro for Exchange	Target Domain Controllers	RPC End Point	TCP	135	RPC Endpoint (domain integration)
Migrator Pro for Exchange SQL	Target Domain Controllers	RPC End Point	TCP	135	RPC Endpoint (domain integration)
Migrator Pro for Exchange	Target messaging servers	Migrator Pro for Exchange MCP Service	TCP	389	LDAP for object discovery
Migrator Pro for Exchange	Source Domain Controllers	Migrator Pro for Exchange MCP Service	TCP	389	LDAP for object discovery
Migrator Pro for Exchange	Source Domain Controllers	LDAP	UDP	389	LDAP for object discovery
Source Domain Controllers	Target messaging servers	LDAP	TCP	389	LDAP
Target messaging servers	Source Domain Controllers	LDAP	TCP	389	LDAP
Migrator Pro for Exchange	Target Domain Controllers	LDAP	TCP/UDP	389	LDAP (domain integration)

From	To	Component	Protocol	Port (Default)	Remark
Migrator Pro for Exchange SQL	Target Domain Controllers	LDAP	TCP/UDP	389	LDAP (domain integration)
Migrator Pro for Exchange	Target CAS messaging servers	Migrator Pro for Exchange MCP Service	TCP	443	PowerShell remoting
Source messaging servers	Target messaging servers	Replication Proxy	TCP	443	Mailbox Replication Proxy service uses port 443 to communicate with other Exchange 2010 client access server via HTTPS.
Target messaging servers	Source messaging servers	Replication Proxy	TCP	443	Mailbox Replication Proxy service uses port 443 to communicate with other Exchange 2010 client access server via HTTPS.
Migrator Pro for Exchange	Target Domain Controller	SSL	TCP	443	Outlook profile configuration
Migrator Pro for Exchange	Source Domain Controllers	SSL	TCP	443	Outlook profile configuration
Target messaging servers	Source Domain Controllers	SSL	TCP	443	SSL
Target messaging servers	Source messaging servers	SSL	TCP	443	SSL
Target messaging servers	Source Domain Controllers	SSL	TCP	443	SSL
Migrator Pro for Exchange	Target messaging servers	SSL	TCP	443	SSL

From	To	Component	Protocol	Port (Default)	Remark
Source messaging servers	Target Domain Controllers	SSL	TCP	443	SSL
Migrator Pro for Exchange	Target messaging servers	Migrator Pro for Exchange MCP Service	TCP	445	Active Directory Authentication
Migrator Pro for Exchange	Source Domain Controllers	Migrator Pro for Exchange MCP Service	TCP	445	Active Directory Authentication
Migrator Pro for Exchange SQL	Target Domain Controllers	AD	TCP/UDP	445	Replication, User and Computer Authentication, Group Policy, Trusts (Domain integration)
Migrator Pro for Exchange	Target Domain Controllers	AD	TCP/UDP	445	Replication, User and Computer Authentication, Group Policy, Trusts (Domain integration)
Source messaging servers	Target Domain controllers	DS Service	TCP	445	Microsoft-DS Service
Target messaging servers	Source Domain Controllers	DS Service	TCP	445	Microsoft-DS Service
Source messaging servers	Target messaging servers	DS Service	TCP	445	Microsoft-DS Service
Target messaging servers	Source messaging servers	DS Service	TCP	445	Microsoft-DS Service
Migrator Pro for Exchange SQL	Target Domain Controllers	AD	TCP/UDP	445	Kerberos Change/set Password (Domain integration)
Migrator Pro for Exchange	Target Domain Controllers	AD	TCP/UDP	445	Kerberos Change/set Password (Domain integration)

From	To	Component	Protocol	Port (Default)	Remark
Migrator Pro for Exchange	Source messaging servers	Outgoing email port Outlook	TCP	587	Outgoing email port Outlook
Migrator Pro for Exchange SQL	Target Domain Controllers	LDAP SSL	TCP	636	LDAP SSL (Domain integration)
Migrator Pro for Exchange	Target Domain Controllers	LDAP SSL	TCP	636	LDAP SSL (Domain integration)
Source messaging servers	Target messaging servers	Mailbox Move	TCP	808	Mailbox Replication Service uses to communicate
Target messaging servers	Source messaging servers	Mailbox Move	TCP	808	Mailbox Replication Service uses to communicate
Migrator Pro for Exchange	Source Domain Controllers	Pop3	TCP	993	Profile Outlook
Migrator Pro for Exchange	Source Domain Controllers	Imap4	TCP	995	Profile Outlook
Migrator Pro for Exchange SQL	Target Domain Controllers	LDAP GC	TCP	3268	LDAP GC Domain integration
Migrator Pro for Exchange	Target Domain Controllers	LDAP GC	TCP	3268	LDAP GC Domain integration
Migrator Pro for Exchange	Source Domain Controllers	Migrator Pro for Exchange MCP	TCP	3268	Update Forest
Source Domain Controller	Target messaging servers	LDAP	TCP	3268	LDAP
Target messaging servers	Source Domain Controllers	LDAP	TCP	3268	LDAP

From	To	Component	Protocol	Port (Default)	Remark
Migrator Pro for Exchange SQL	Target Domain Controllers	LDAP GC SSL	TCP	3269	LDAP GC SSL Domain integration
Migrator Pro for Exchange	Target Domain Controllers	LDAP GC SSL	TCP	3269	LDAP GC SSL Domain integration
Migrator Pro for Exchange SQL	Target Domain Controllers	RPC, DFSR (SYSVOL)	TCP	5722	RPC, DFSR (SYSVOL) Domain integration
Migrator Pro for Exchange	Target Domain Controllers	RPC, DFSR (SYSVOL)	TCP	5722	RPC, DFSR (SYSVOL) Domain integration
Migrator Pro for Exchange SQL	Target Domain Controllers	SOAP	TCP	9389	SOAP Domain integration
Migrator Pro for Exchange	Target Domain Controllers	SOAP	TCP	9389	SOAP Domain integration
Source messaging servers	Target messaging servers	Mailbox Store	TCP Dynamic	1024>65535	Mailbox Store
Target messaging servers	Source messaging servers	Mailbox Store	TCP Dynamic	1024>65535	Mailbox Store
Migrator Pro for Exchange SQL	Target Domain Controllers	RPC, DCOM, EPM, DRSUAPI, NetLogonR, SamR, FRS	TCP/UDP Dynamic	49152>65535	Domain integration
Migrator Pro for Exchange	Target Domain Controllers	RPC, DCOM, EPM, DRSUAPI, NetLogonR, SamR, FRS	TCP/UDP Dynamic	49152>65535	Domain integration
Migrator Pro for Exchange	Source Domain Controllers	Migrator Pro for Exchange MCP	TCP Dynamic	49152>65535	Update Forest

Quest Software creates technology and solutions that build the foundation for enterprise AI. Focused on data management and governance, cybersecurity and platform modernization, Quest helps organizations address their most pressing challenges and make the promise of AI a reality. Around the globe, more than 45,000 companies including over 90% of the Fortune 500 count on Quest Software. For more information, visit www.quest.com or follow Quest Software on [X \(formerly Twitter\)](#) and [LinkedIn](#).

Technical support resources

Technical support is available to Quest customers with a valid maintenance contract and customers who have trial versions. You can access the Quest Support Portal at <https://support.quest.com>.

The Support Portal provides self-help tools you can use to solve problems quickly and independently, 24 hours a day, 365 days a year. The Support Portal enables you to:

- Submit and manage a Service Request
- View Knowledge Base articles
- Sign up for product notifications
- Download software and technical documentation
- View how-to-videos
- Engage in community discussions
- Chat with support engineers online
- View services to assist you with your product