

StoragePoint 6.5

DFS Configuration Guide



© 2026 Quest Software Inc. ALL RIGHTS RESERVED.

This guide contains proprietary information protected by copyright. The software described in this guide is furnished under a software license or nondisclosure agreement. This software may be used or copied only in accordance with the terms of the applicable agreement. No part of this guide may be reproduced or transmitted in any form or by any means, electronic or mechanical, including photocopying and recording for any purpose other than the purchaser's personal use without the written permission of Quest Software Inc.

The information in this document is provided in connection with Quest Software products. No license, express or implied, by estoppel or otherwise, to any intellectual property right is granted by this document or in connection with the sale of Quest Software products. EXCEPT AS SET FORTH IN THE TERMS AND CONDITIONS AS SPECIFIED IN THE LICENSE AGREEMENT FOR THIS PRODUCT, QUEST SOFTWARE ASSUMES NO LIABILITY WHATSOEVER AND DISCLAIMS ANY EXPRESS, IMPLIED OR STATUTORY WARRANTY RELATING TO ITS PRODUCTS INCLUDING, BUT NOT LIMITED TO, THE IMPLIED WARRANTY OF MERCHANTABILITY, FITNESS FOR A PARTICULAR PURPOSE, OR NON-INFRINGEMENT. IN NO EVENT SHALL QUEST SOFTWARE BE LIABLE FOR ANY DIRECT, INDIRECT, CONSEQUENTIAL, PUNITIVE, SPECIAL OR INCIDENTAL DAMAGES (INCLUDING, WITHOUT LIMITATION, DAMAGES FOR LOSS OF PROFITS, BUSINESS INTERRUPTION OR LOSS OF INFORMATION) ARISING OUT OF THE USE OR INABILITY TO USE THIS DOCUMENT, EVEN IF QUEST SOFTWARE HAS BEEN ADVISED OF THE POSSIBILITY OF SUCH DAMAGES. Quest Software makes no representations or warranties with respect to the accuracy or completeness of the contents of this document and reserves the right to make changes to specifications and product descriptions at any time without notice. Quest Software does not make any commitment to update the information contained in this document.

If you have any questions regarding your potential use of this material, contact:

Quest Software Inc.
Attn: LEGAL Dept.
20 Enterprise, Suite 100
Aliso Viejo, CA 92656

Refer to our Web site (<https://www.quest.com>) for regional and international office information.


Patents


Quest Software is proud of our advanced technology. Patents and pending patents may apply to this product. For the most current information about applicable patents for this product, please visit our website at <https://www.quest.com/legal>.

Trademarks

Quest and the Quest logo are trademarks and registered trademarks of Quest Software Inc. and its affiliates. For a complete list of Quest marks, visit <https://www.quest.com/legal/trademark-information.aspx>. All other trademarks and registered trademarks are property of their respective owners.

Legend

 **CAUTION:** A caution icon indicates potential damage to hardware or loss of data if instructions are not followed.

 **IMPORTANT, NOTE, TIP, MOBILE OR VIDEO:** An information icon indicates supporting information.

Quest® StoragePoint

Updated February 2026

Contents

StoragePoint with Distributed File System	4
DFS Configuration Guide	4
About Us	7
Contacting Quest	7
Technical Support Resources	7

StoragePoint with Distributed File System

StoragePoint has been tested and verified with an endpoint configured on a distributed file system configuration.

StoragePoint supports DFS with or without replication, but the availability of all servers in the DFS farm may impact jobs; errors may be returned if blobs are located on a server that is not available. If errors or missing blobs are encountered, the blobs could still be present on an offline DFS server. Bringing the server back online and rerunning the job should resolve any issues.

Only domain-based namespaces are supported.

Replication by DFS is strongly recommended. If a blob is reported to be missing by one of the StoragePoint jobs, replication will prevent this from being an issue.

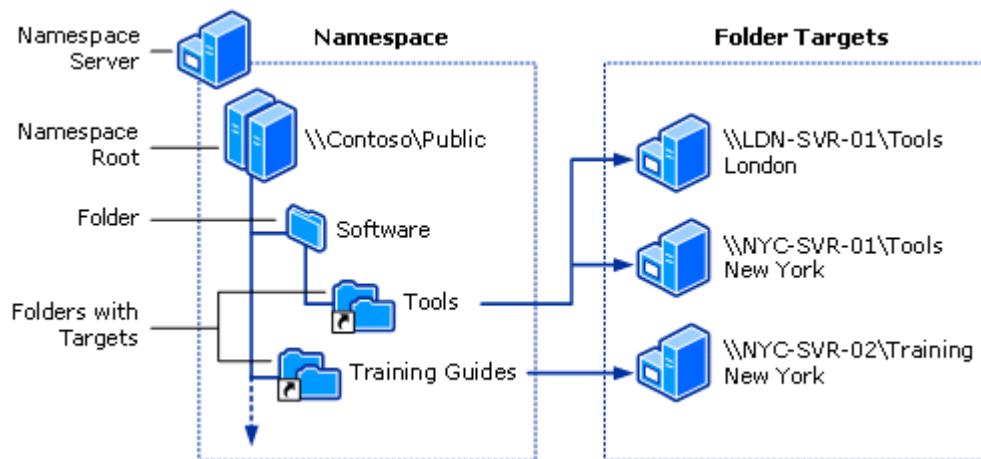
For more information on DFS replication risks with RBS, see "DFS Replication: RBS Consideration" in the Known Issues.

DFS Configuration Guide

Below are details on how the DFS was configured and some information on how it was tested for certification with StoragePoint.

DFS Namespaces

A DFS namespace is basically a place where you will have links to all your file shares. From an administrator point of view, you should think of it as a folder structure where you keep the list of target file shares. Your users will see it as a single share with many folders and they will have no idea that they are navigating across a set of servers to get to the subfolders and files.



Note to consider:

The main advantage of the domain-based namespaces is that your configuration will be stored in Active Directory and you won't have to rely on a single server to provide the namespace information to your clients. The path users refer to uses the name of the domain and it will not need to change because your namespace server name changed (only if you change your domain name). With a stand-alone DFS, that server name becomes part of the main path to the namespace.

DFS is created with strict permissions:

- 1) Full access for web application pool accounts
- 2) Full access for SP Timer service account
- 3) Read only access for currently logged-in user

StoragePoint Endpoint Configuration

StoragePoint will treat an endpoint that uses DFS just like a standard File System Endpoint.

Name

Type
 Primary Backup

Status
 ▼

Adapter
 ▼ ⓘ

Adapter Settings Show Connection String

Path

Testing activities:

- Endpoint Creation
- Externalization
- Recall
- Migration
- Backup Synchronization
- Unused BLOB Cleanup

Testing Conditions:

1. When DFS replication has been removed or only Name Space is used
2. When a server within the DFS configuration is unavailable
3. Switching on and off DFS servers (only one will be running at time) to validate if DFS server is suitable for *interrupted* processing of large amount of small chunks (e.g. on UBC job taking at least 15 minutes)

Results:

All testing in each scenario was successful except for content stored in Lists. Libraries were successful.

About Us

Quest Software creates technology and solutions that build the foundation for enterprise AI. Focused on data management and governance, cybersecurity and platform modernization, Quest helps organizations address their most pressing challenges and make the promise of AI a reality. Around the globe, more than 45,000 companies including over 90% of the Fortune 500 count on Quest Software. For more information, visit www.quest.com or follow Quest Software on [X \(formerly Twitter\)](#) and [LinkedIn](#).

Contacting Quest

For sales or other inquiries, visit www.quest.com/contact.

Technical Support Resources

Technical support is available to Quest customers with a valid maintenance contract and customers who have trial versions. You can access the Quest Support Portal at <https://support.quest.com>

The Support Portal provides self-help tools you can use to solve problems quickly and independently, 24 hours a day, 365 days a year. The Support Portal enables you to:

- Submit and manage a Service Request
- View Knowledge Base articles
- Sign up for product notifications
- Download software and technical documentation
- View how-to-videos
- Engage in community discussions
- Chat with support engineers online
- View services to assist you with your product