

Quest[®] NetVault[®] Plug-in *for SAP HANA* 13.2

Release Notes

January 2026

Topics:

- [About this release](#)
- [Enhancement](#)
- [Resolved Issues](#)
- [System requirements](#)
- [Product licensing](#)
- [Upgrade and installation instructions](#)
- [More resources](#)
- [Globalization](#)
- [About us](#)

About this release

Quest NetVault (NetVault) Plug-in *for SAP HANA* (Plug-in *for SAP HANA*) 13.2 is a minor release. For complete product documentation, visit <https://support.quest.com/technical-documents>.

Enhancement

Following are the enhancement added in NetVault Plug-in for SAP HANA 13.2:

- Added support for SPS 08 on SLES 15
- Added support for SPS 05 on SLES 15

Resolved Issues

The following is a list of issues addressed in this release.

Table 1. General resolved issues

Resolved issue	Issue ID
Investigate how the Adopted_ NetVault dump files are getting generated	NV-3789

System requirements

Before installing Plug-in for SAP HANA 13.2, ensure that your system meets the requirements outlined in the *Quest NetVault Compatibility Guide* available at <https://support.quest.com/technical-documents>.

Upgrade and compatibility

Plug-in for SAP HANA 13.2 requires NetVault 13.0 or later. For complete supported-platform information, see the *Quest NetVault Compatibility Guide*.

Product licensing

To obtain the license key for your NetVault Server environment, determine the NetVault Machine ID of your main NetVault Server. Also identify the machine IDs of any clients running application plug-ins, such as Oracle, MySQL, PostgreSQL, SQL Server, and Exchange.

You can use the NetVault Configuration Wizard to install the product license keys. Alternatively, you can install the license keys from the Manage Clients page.

- [Obtaining a machine ID](#)
- [Installing a license key using the configuration wizard](#)
- [Installing a license key from the Manage Clients page](#)

Obtaining a machine ID

- 1 Start the NetVault WebUI.
- 2 In the Navigation pane, click **Manage Clients**.

- 3 In the **NetVault Clients** list, select the applicable machine, and click **Manage**.
- 4 On the **View Client** page, note the machine ID exactly as it is displayed in the **Client Summary** table.

Installing a license key using the configuration wizard

- 1 In the **Navigation** pane, click **Guided Configuration**.
- 2 On the **NetVault Configuration Wizard** page, click **Install Licenses**.
- 3 In the **NetVault Clients** list, select the applicable machine, and click **Next**.
- 4 In the **Enter the license key string** box, type or copy and paste the license key, and click **Apply**.
After the key is applied successfully, a message is displayed.

Installing a license key from the Manage Clients page

- 1 In the **Navigation** pane, click **Manage Clients**.
- 2 In the **NetVault Clients** list, select the applicable machine, and click **Manage**.
- 3 On the **View Client** page, click **Install License**.
- 4 In the **Install License** dialog box, type or copy and paste the license key, and click **Apply**.
After the key is applied successfully, a message is displayed.
- 5 To dismiss the dialog box, click **Close**.

Upgrade and installation instructions

For upgrade and installation instructions, see the *Quest NetVault Plug-in for SAP HANA User's Guide*.

More resources

Additional information is available from the following:

- [Online product documentation](#)
- [NetVault community](#)

Globalization

This section contains information about installing and operating this product in non-English configurations, such as those needed by customers outside of North America. This section does not replace the materials about supported platforms and configurations found elsewhere in the product documentation.

This release supports any single-byte or multi-byte character set. It supports simultaneous operation with multilingual data. This release is targeted to support operations in the following regions: North America, Western Europe and Latin America, Central and Eastern Europe, Far-East Asia, Japan. It supports bidirectional writing (Arabic and Hebrew). The release supports Complex Script (Central Asia – India, Thailand).

The release is localized to the following languages: Chinese (Simplified), French, German, Japanese, Korean.

About us

Quest provides software solutions for the rapidly-changing world of enterprise IT. We help simplify the challenges caused by data explosion, cloud expansion, hybrid datacenters, security threats, and regulatory requirements. We are a global provider to 130,000 companies across 100 countries, including 95% of the Fortune 500 and 90% of the Global 1000. Since 1987, we have built a portfolio of solutions that now includes database management, data protection, identity and access management, Microsoft platform management, and unified endpoint management. With Quest, organizations spend less time on IT administration and more time on business innovation. For more information, visit www.quest.com.

Technical support resources

Technical support is available to Quest customers with a valid maintenance contract and customers who have trial versions. You can access the Quest Support Portal at <https://support.quest.com>.

The Support Portal provides self-help tools you can use to solve problems quickly and independently, 24 hours a day, 365 days a year. The Support Portal enables you to:

- Submit and manage a Service Request.
- View Knowledge Base articles.
- Sign up for product notifications.
- Download software and technical documentation.
- View how-to-videos.
- Engage in community discussions.
- Chat with support engineers online.
- View services to assist you with your product.

© 2026 Quest Software Inc.

ALL RIGHTS RESERVED.

This guide contains proprietary information protected by copyright. The software described in this guide is furnished under a software license or nondisclosure agreement. This software may be used or copied only in accordance with the terms of the applicable agreement. No part of this guide may be reproduced or transmitted in any form or by any means, electronic or mechanical, including photocopying and recording for any purpose other than the purchaser's personal use without the written permission of Quest Software Inc.

The information in this document is provided in connection with Quest Software products. No license, express or implied, by estoppel or otherwise, to any intellectual property right is granted by this document or in connection with the sale of Quest Software products. EXCEPT AS SET FORTH IN THE TERMS AND CONDITIONS AS SPECIFIED IN THE LICENSE AGREEMENT FOR THIS PRODUCT, QUEST SOFTWARE ASSUMES NO LIABILITY WHATSOEVER AND DISCLAIMS ANY EXPRESS, IMPLIED OR STATUTORY WARRANTY RELATING TO ITS PRODUCTS INCLUDING, BUT NOT LIMITED TO, THE IMPLIED WARRANTY OF MERCHANTABILITY, FITNESS FOR A PARTICULAR PURPOSE, OR NON-INFRINGEMENT. IN NO EVENT SHALL QUEST SOFTWARE BE LIABLE FOR ANY DIRECT, INDIRECT, CONSEQUENTIAL, PUNITIVE, SPECIAL OR INCIDENTAL DAMAGES (INCLUDING, WITHOUT LIMITATION, DAMAGES FOR LOSS OF PROFITS, BUSINESS INTERRUPTION OR LOSS OF INFORMATION) ARISING OUT OF THE USE OR INABILITY TO USE THIS DOCUMENT, EVEN IF QUEST SOFTWARE HAS BEEN ADVISED OF THE POSSIBILITY OF SUCH DAMAGES. Quest Software makes no representations or warranties with respect to the accuracy or completeness of the contents of this document and reserves the right to make changes to specifications and product descriptions at any time without notice. Quest Software does not make any commitment to update the information contained in this document.

If you have any questions regarding your potential use of this material, contact:

Quest Software Inc.
Attn: LEGAL Dept.
4 Polaris Way
Aliso Viejo, CA 92656

Refer to our website (<https://www.quest.com>) for regional and international office information.


Patents


Quest Software is proud of our advanced technology. Patents and pending patents may apply to this product. For the most current information about applicable patents for this product, please visit our website at <https://www.quest.com/legal>.


Trademarks

Quest Software, Quest, the Quest logo, and NetVault are trademarks and registered trademarks of Quest Software Inc. For a complete list of Quest marks, visit <https://www.quest.com/legal/trademark-information.aspx>. All other trademarks and registered trademarks are property of their respective owners.

Legend

-  **WARNING:** A WARNING icon indicates a potential for property damage, personal injury, or death.

-  **CAUTION:** A CAUTION icon indicates potential damage to hardware or loss of data if instructions are not followed.

-  **IMPORTANT NOTE, NOTE, TIP, MOBILE, or VIDEO:** An information icon indicates supporting information.