

Foglight[®] for Azure SQL Database 7.3.0

Release Notes

September 2024

These release notes provide information about the Foglight[®] for Azure SQL Database 7.3.0 release.

Topics:

- [Welcome to Foglight for Azure SQL Database 7.3.0](#)
- [Resolved issues and enhancements](#)
- [Known issues](#)
- [Upgrade and Compatibility](#)
- [Troubleshooting](#)
- [Product licensing](#)
- [Getting started with Foglight for Azure SQL Database 7.3.0](#)
- [About us](#)

Welcome to Foglight for Azure SQL Database 7.3.0

Foglight[®] for Azure SQL Database 7.3.0 allows database administrators (DBAs) to quickly and efficiently identify performance deviations, determine their root cause, perform comprehensive analyses, and resolve performance bottlenecks. This product provides web-enabled dashboards for centralized visibility, management and health checks for the Azure SQL Database deployed in your environment, as well as proactive alerting and alarm workflows for tracking your responses to critical performance anomalies.

Foglight for Azure SQL Database 7.3.0 is an n-tier application, which leverages a web-based user interface to ensure having complete visibility into the Azure SQL Database infrastructure wherever an Internet connection is available.

These Release Notes cover the resolved issues, known issues, workarounds and other important information about 7.3.0 release of Foglight for Azure SQL Database 7.3.0. Review all sections before starting installation.

Resolved issues and enhancements

Resolved issues and Enhancements have been published in the [Foglight for Databases 7.3 Release Notes](#) document. Please review that for more specific information.

Known issues

The following is a list of issues known to exist at the time of release.

General issues

Table 1. General issues

Issue ID	Known issue
FAIO-217	PI engine didn't use new credential changed in Connection Details dashboard. Workaround: Reactive the agent after changing the credential.
FOM-1006	When the monitored user is not an admin, the database is DTU, and the service tier is basic, standard s0, or standard s1, User cannot see data in Blocking (Current) dashboard and there is no data in PI dashboard.
AZFOG-29	When accessing the Database dashboard, no entry to the Upgrade wizard can be found after new version cartridge has been installed. Workaround: Upgrade agent on Agent Status dashboard.
SSFOG-1569	User Level Access and Manage Alarm Blackouts are not supported for 5.9.7.20 Azure SQL DB, and they are not UI limitation/notes.
SSFOG-1629	Azure cannot change RMI setting in Administration. Workaround: Refer to KB: https://support.quest.com/foglight/kb/312636/cannot-update-rmi-for-azure-sql-agent .
GVFOG-207	An error log showed in FMS log for loading heatmap component in FMS version before 5.9.3.
N/A	Cross platform report is not supported for Azure SQL DB.
N/A	Agent does not support MFA (Multi-Factor_Authentication) connections to Azure databases.
N/A	Databases - SQL PI dashboard does not display an Azure SQL database agent configured with SQL PI.
FOG-499	Using the 5.9.7.20 Azure SQL database cartridge, a FMS is configured only with Azure SQL DB agents configured with SQL PI, the Databases - SQL PI dashboard shows "No agent found to be configured with SQL PI. To configure SQL PI go to the Databases - SQL Performance Investigator" or Azure SQL database agents with SQL PI configured are not displayed in the Databases - SQL PI dashboard.
FOG-728	When creating a new user account to monitor an instance, If the same account is used as PI repository login to enable PI, the process will failed showing no permission error. Workaround: Manually grant the database user the db_owner role for the new created PI repository database. For more information, refer to KB article 331530 .
FOG-1758	When applying an alarm template to an agent, the Inconsistent Values indication may appear. This indication can be ignored.

Third party known issues

The following is a list of third party issues known to exist at the time of this release.

Table 2. Third-party known issues

Issue ID	Known issue
FGL-20596	<p>Cannot import license into installer with license file name <i>XXX.lic</i>.</p> <p>Workaround:</p> <ol style="list-style-type: none">1 When importing license into installer, change license file name to <i>XXX.license</i>.2 Install <i>xxx.lic</i> after login FMS.3 Change license file name to <i>XXX.license</i> and put it into license folder before FMS start up.
FOGDG-650	<p>The Foglight Agent Manager (FglAM) failed to restart when upgrading DB Cartridge, which is due to <i>Could not obtain a deployment lock</i> error.</p> <p>Workaround: Perform the procedure described in the Knowledge Article 266110.</p>
FOGDG-1372	<p>Cannot use AD account to monitor Azure SQL DB when the FglAM deploy in Azure VM.</p> <p>Workaround: Upgrade DataDirect driver to version 6.0.</p>
N/A	<p>The Foglight Time Bar Chart click event does not work with Chrome version 40.x.x.x and 39.x.x.x. Refer to https://code.google.com/p/chromium/issues/detail?id=428308 for more information.</p>
N/A	<p>The Windows System Center Endpoint Protection (SCEP) tool and Anti-Virus Protection tools installed on Windows® may negatively impact CPU and system performance of machines running Foglight, Foglight Agent Manager, and the SQL PI repository.</p> <p>To reduce resource consumption it is highly recommended that you exclude the following directory from being scanned by the protection tools:</p> <ul style="list-style-type: none">• <code><installation directory>:\Quest\FoglightAgentManager</code>
N/A	<p>Anti-virus software may negatively impact the CPU and system performance of machines running Foglight. To reduce resource consumption, it is highly recommended to exclude the relevant directory, processes, and executables from being scanned by the anti-virus software. For detailed information, refer to the “Configuring anti-virus exclusion settings” in Installing Foglight on Windows with an Embedded PostgreSQL Database.</p>
n/a	<p>When upgrading Foglight, if the FMS is upgraded to version 6.0.0 and the database cartridge is not, the dashboard will display “There is no data to display”.</p> <p>Workaround: When upgrading Foglight to 6.0.0, first upgrade the FMS to 6.0.0, then directly upgrade the cartridges.</p>

Upgrade and Compatibility

A direct upgrade to Foglight for Azure SQL Database 7.3.x is only available from version 6.1.0 or later. Customers that are running older versions of the product must first upgrade to version 6.1.0 and then upgrade to version 7.3.x.

Foglight for Azure SQL Database 7.3.x requires:

- Management Server version 7.3.x
- Agent Manager version 7.3.x

System requirements

Before installing Foglight for Azure SQL Database 7.3.0, ensure that your system meets the hardware and software requirements detailed in *Foglight System Requirements and Platform Support Guide*.

Customers running large deployments (that is, with more than 20 agents) should consult the *Foglight for Databases Deployment Guide*.

Required privileges

For information on the required privileges, refer to the *Foglight for Databases Deployment Guide*.

Supported platforms

Foglight for Azure SQL Database 7.3.0 supports monitoring the following platforms:

- Azure SQL DB Elastic Pool

Supported FMS

Foglight for Azure SQL Database 7.3.0 supports monitoring the following FMS:

- 7.3.0 and above

Final Browser Support Notice

Support for Microsoft® Internet Explorer® 8, 9, and 10 has been discontinued in this Foglight release.

Microsoft ended the support for these browsers on January 12, 2016. For more information, visit <https://support.microsoft.com/en-us/lifecycle?p1=13418>.

Troubleshooting

This section provides a list of references which address the most commonly faced issues relating to remote connectivity, allowing for easy troubleshooting using the vendor's information knowledge base:

- To verify TCP/IP connectivity for SQL statement collections, Management Studio (SSMS) cannot be used as other protocols may be leveraged. Instead, verify connectivity using a UDL as detailed here: <https://support.microsoft.com/kb/308075/>.
- You receive error messages when the connection to Azure SQL Database fails. Refer to <https://docs.microsoft.com/en-us/azure/sql-database/troubleshoot-connectivity-issues-microsoft-azure-sql-database> for solutions.

Product licensing

Foglight includes a licensing capability that restricts access to those features that are defined in the license. Any Management Server installation requires a license that grants access to server-specific parts of the browser interface and the features associated with them. Foglight cartridges are also license-protected. While some cartridges are covered by the base Foglight license (such as Foglight Agent Manager cartridges and the Foglight for Infrastructure), others may require an additional license.

Foglight for Azure SQL Database 7.3.0 is covered by the base Foglight license that allows cartridges to be installed.

To activate a trial or a purchased commercial license:

- 1 On the navigation panel, under Dashboards, click *Administration > Setup > Manage Licenses*.
- 2 Click **Install**.
- 3 In the **Install License** dialog box, click **Browse**.
- 4 In the file browser that appears, specify the location of the license file.
- 5 In the **Install License** dialog box, click **Install License**.

Getting started with Foglight for Azure SQL Database 7.3.0

Release Package

The Foglight for Azure SQL Database 7.3.0 release package contains the following:

- Foglight for Azure SQL Database 7.3.0 cartridge:
 - *DB_Azure-7_3_0.car*
- Product documentation, including:
 - *Foglight for Azure SQL Database 7.3.0 Release Notes* (this document)

Installation instructions

For installation pre-requisites, permissions, information necessary to determine your environment's hardware requirements, and for installation instructions, see the *Foglight for Databases Deployment Guide*.

Additional resources

Additional information is available from the following:

- Online product documentation (<https://support.quest.com/technical-documents#F>)
- Foglight Community (<https://www.quest.com/community/products/foglight/>)

Globalization

This section contains information about installing and operating this product in non-English configurations, such as those needed by customers outside of North America. This section does not replace the materials about supported platforms and configurations found elsewhere in the product documentation.

This release is Unicode-enabled and supports any character set. In this release, all product components should be configured to use the same or compatible character encodings and should be installed to use the same locale and regional options. This release is targeted to support operations in the following regions: North America, Western Europe and Latin America, Central and Eastern Europe, Far-East Asia, Japan.

This release has the following known capabilities or limitations: The server will be enabled for Global Operation, but not localized to any particular locale.

About us

Quest creates software solutions that make the benefits of new technology real in an increasingly complex IT landscape. From database and systems management, to Active Directory and Office 365 management, and cyber security resilience, Quest helps customers solve their next IT challenge now. Around the globe, more than 130,000 companies and 95% of the Fortune 500 count on Quest to deliver proactive management and monitoring for the next enterprise initiative, find the next solution for complex Microsoft challenges and stay ahead of the next threat. Quest Software. Where next meets now. For more information, visit <https://www.quest.com/>.

Technical support resources

Technical support is available to Quest customers with a valid maintenance contract and customers who have trial versions. You can access the Quest Support Portal at <https://support.quest.com>.

The Support Portal provides self-help tools you can use to solve problems quickly and independently, 24 hours a day, 365 days a year. The Support Portal enables you to:

- Submit and manage a Service Request.
- View Knowledge Base articles.
- Sign up for product notifications.
- Download software and technical documentation.
- View how-to-videos.
- Engage in community discussions.
- Chat with support engineers online.
- View services to assist you with your product.

ALL RIGHTS RESERVED.

This guide contains proprietary information protected by copyright. The software described in this guide is furnished under a software license or nondisclosure agreement. This software may be used or copied only in accordance with the terms of the applicable agreement. No part of this guide may be reproduced or transmitted in any form or by any means, electronic or mechanical, including photocopying and recording for any purpose other than the purchaser's personal use without the written permission of Quest Software Inc.

The information in this document is provided in connection with Quest Software products. No license, express or implied, by estoppel or otherwise, to any intellectual property right is granted by this document or in connection with the sale of Quest Software products. EXCEPT AS SET FORTH IN THE TERMS AND CONDITIONS AS SPECIFIED IN THE LICENSE AGREEMENT FOR THIS PRODUCT, QUEST SOFTWARE ASSUMES NO LIABILITY WHATSOEVER AND DISCLAIMS ANY EXPRESS, IMPLIED OR STATUTORY WARRANTY RELATING TO ITS PRODUCTS INCLUDING, BUT NOT LIMITED TO, THE IMPLIED WARRANTY OF MERCHANTABILITY, FITNESS FOR A PARTICULAR PURPOSE, OR NON-INFRINGEMENT. IN NO EVENT SHALL QUEST SOFTWARE BE LIABLE FOR ANY DIRECT, INDIRECT, CONSEQUENTIAL, PUNITIVE, SPECIAL OR INCIDENTAL DAMAGES (INCLUDING, WITHOUT LIMITATION, DAMAGES FOR LOSS OF PROFITS, BUSINESS INTERRUPTION OR LOSS OF INFORMATION) ARISING OUT OF THE USE OR INABILITY TO USE THIS DOCUMENT, EVEN IF QUEST SOFTWARE HAS BEEN ADVISED OF THE POSSIBILITY OF SUCH DAMAGES. Quest Software makes no representations or warranties with respect to the accuracy or completeness of the contents of this document and reserves the right to make changes to specifications and product descriptions at any time without notice. Quest Software does not make any commitment to update the information contained in this document.

If you have any questions regarding your potential use of this material, contact:

Quest Software Inc.
Attn: LEGAL Dept.
4 Polaris Way
Aliso Viejo, CA 92656

Refer to our website (<https://www.quest.com>) for regional and international office information.


Patents


Quest Software is proud of our advanced technology. Patents and pending patents may apply to this product. For the most current information about applicable patents for this product, please visit our website at <https://www.quest.com/legal>.


Trademarks

Quest, the Quest logo, Foglight, and Where next meets now are trademarks and registered trademarks of Quest Software Inc. in the U.S.A. and other countries. For a complete list of Quest Software trademarks, please visit our website at www.quest.com/legal. Red Hat, JBoss, the JBoss logo, and Red Hat Enterprise Linux are registered trademarks of Red Hat, Inc. in the U.S. and other countries. CentOS is a trademark of Red Hat, Inc. in the U.S. and other countries. Fedora and the Infinity design logo are trademarks of Red Hat, Inc. Microsoft, .NET, Active Directory, Internet Explorer, Hyper-V, Office 365, SharePoint, Silverlight, SQL Server, Visual Basic, Windows, Windows Vista and Windows Server are either registered trademarks or trademarks of Microsoft Corporation in the United States and/or other countries. AIX, IBM, PowerPC, PowerVM, and WebSphere are trademarks of International Business Machines Corporation, registered in many jurisdictions worldwide. Java, Oracle, Oracle Solaris, PeopleSoft, Siebel, Sun, WebLogic, and ZFS are trademarks or registered trademarks of Oracle and/or its affiliates in the United States and other countries. SPARC is a registered trademark of SPARC International, Inc. in the United States and other countries. Products bearing the SPARC trademarks are based on an architecture developed by Oracle Corporation. OpenLDAP is a registered trademark of the OpenLDAP Foundation. HP is a registered trademark that belongs to HewlettPackard Development Company, L.P. Linux is a registered trademark of Linus Torvalds in the United States, other countries, or both. MySQL is a registered trademark of MySQL AB in the United States, the European Union and other countries. Novell and eDirectory are registered trademarks of Novell, Inc., in the United States and other countries. VMware, ESX, ESXi, vSphere, vCenter, vMotion, and vCloud Director are registered trademarks or trademarks of VMware, Inc. in the United States and/or other jurisdictions. Sybase is a registered trademark of Sybase, Inc. The X Window System and UNIX are registered trademarks of The Open Group. Mozilla and Firefox are registered trademarks of the Mozilla Foundation. IOS is a registered trademark or trademark of Cisco Systems, Inc. and/or its affiliates in the United States and certain other countries. Apple, iPad, iPhone, Mac OS, Safari, Swift, and Xcode are trademarks of Apple Inc., registered in the U.S. and other countries. Ubuntu is a registered trademark of Canonical Ltd. Symantec and Veritas are trademarks or registered trademarks of Symantec Corporation or its affiliates in the U.S. and other countries. OpenSUSE, SUSE, and YAST are registered trademarks of SUSE LCC in the United States and other countries. Citrix, AppFlow, NetScaler, XenApp, and XenDesktop are trademarks of Citrix Systems, Inc. and/or one or more of its subsidiaries, and may be registered in the United States Patent and Trademark Office and in other countries. PostgreSQL is a registered trademark of the PostgreSQL Global Development Group. MariaDB is a trademark or registered trademark of MariaDB Corporation Ab in the European Union and United States of America and/or other countries. Intel, Itanium, Pentium, and Xeon are trademarks of Intel Corporation in the U.S. and/or other countries. Debian is a registered trademark of Software in the Public Interest, Inc. OpenStack is a trademark of the OpenStack Foundation. Amazon Web Services, the "Powered by Amazon Web Services" logo, and "Amazon RDS" are trademarks of Amazon.com, Inc. or its affiliates in the United States and/or other countries. Infobright, Infobright Community Edition and Infobright Enterprise Edition are trademarks of Infobright Inc. POLYCOM®, RealPresence® Collaboration Server, and RMX® are registered trademarks of Polycom, Inc. All other marks and names mentioned herein may be trademarks of their respective companies.

Legend

-  **WARNING:** A WARNING icon indicates a potential for property damage, personal injury, or death.

-  **CAUTION:** A CAUTION icon indicates potential damage to hardware or loss of data if instructions are not followed.

-  **IMPORTANT NOTE, NOTE, TIP, MOBILE, or VIDEO:** An information icon indicates supporting information.