

# Toad Data Point 6.1.2

## Release Notes

Wednesday, September 6, 2023

### Contents

---

<b>About Toad Data Point</b> .....	<b>1</b>
<b>New Features</b> .....	<b>2</b>
<b>System Requirements</b> .....	<b>4</b>
<b>Resolved Issues and Enhancements</b> .....	<b>9</b>
<b>Known Issues</b> .....	<b>11</b>
<b>Third Party Known Issues</b> .....	<b>17</b>
<b>Getting Started</b> .....	<b>19</b>
<b>Product Licensing</b> .....	<b>19</b>
<b>Globalization</b> .....	<b>19</b>
<b>About Us</b> .....	<b>19</b>
<b>Copyright</b> .....	<b>20</b>

## About Toad Data Point

Toad<sup>®</sup> Data Point is a multi-platform database query tool built for anyone who needs to access data, understand data relationships, and quickly produce reports.

With Toad Data Point, you can:

- Connect to almost any database or ODBC data source (see the Release Notes for a list of tested ODBC connections)
- Write SQL queries and join data across all platforms
- Automate and schedule frequent and repetitive tasks
- Streamline data collection
- Collaborate with team members
- Export data in a variety of file formats

Toad Data Point provides a full-featured Database Explorer, Query Builder, and Editor for the following databases:

- Oracle<sup>®</sup>
- SQL Server<sup>®</sup> and SQL Azure
- IBM<sup>®</sup> DB2<sup>®</sup> (LUW and z/OS)
- SAP<sup>®</sup> ASE, IQ, SQL Anywhere, and HANA
- Teradata<sup>®</sup>
- MySQL
- Snowflake<sup>®</sup>

Toad Data Point also provides querying and reporting functionality via the following provider types:

- ODBC
- Business Intelligence and NoSQL data sources

- Microsoft® Excel®
- Microsoft Access®

### ODBC Connections

The purpose of the ODBC provider is to offer basic connection and querying capabilities to any database that supports an ODBC 3.0 or later driver. For a list of databases tested with the ODBC provider, see the System Requirements in the Release Notes. This form of connectivity allows connections to databases such as Netezza, IBM iSeries, Ingres, and Vertica™. Because this form of connectivity is generic, it is not full-featured and may not be as robust as the fully-exploited providers for the other databases.

### Business Intelligence and NoSQL Data Sources

Toad Data Point provides users with the ability to connect to non-traditional data sources, such as Business Intelligence and NoSQL sources. You can connect to these data sources and explore data and objects, query data, report results, and automate tasks.

The following data sources are supported:

<b>Business Intelligence</b>	Oracle Business Intelligence Enterprise Edition (OBIEE), SAP Business Objects™, Salesforce®, Microsoft SQL Server Analysis Services, Google Analytics™, OData, and SharePoint®
<b>NoSQL</b>	Azure Table Services, Cassandra™, Cloudera Impala, DynamoDB, HBASE™, Hive™, MongoDB™

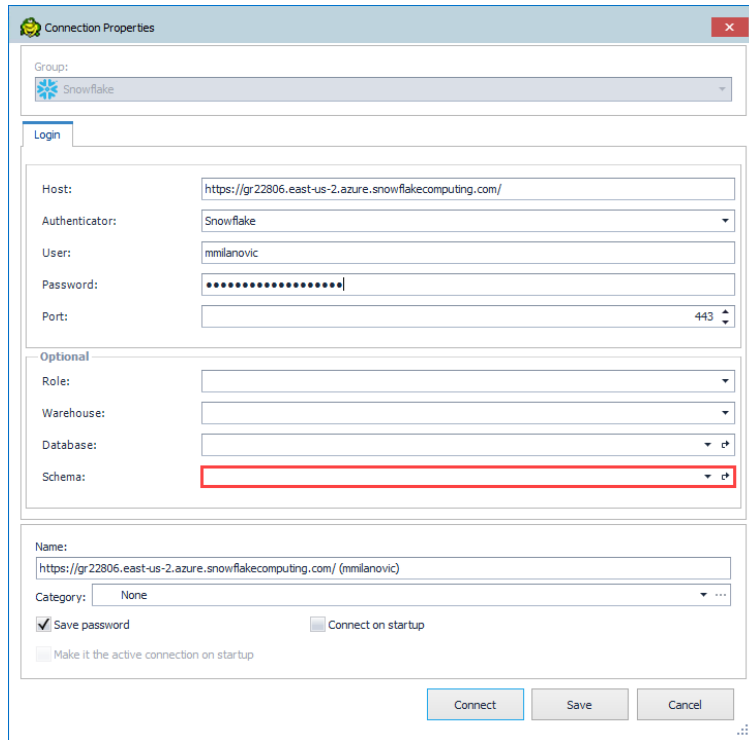
Toad Data Point 6.1.2 is a minor release with new features, security enhancements, and resolved issues.

## New Features

In Toad Data Point 6.1.2 the following new features were implemented:

### Snowflake connection improvements

For Snowflake users who work with large databases, we have implemented a mechanism that allows users to specify a schema that is present in the connection window, and only objects from that specific schema will be loaded and displayed in the Object Explorer panel. Adding this solution reduces connection/load times.



When the schema is not specified in the connection window, all schemas are loaded/shown in the Object Explorer panel. Expanding those schemas leads to loading objects under them.

All Optional drop-down lists are editable so the user can type in the wanted string (Role, Schema(s), Database(s), and Warehouse(s)) without expanding the drop-down lists.

When the drop-down list is expanded - all listed items (except for Role and Warehouse) have checkboxes in front of them, so that multiple items can be selected.

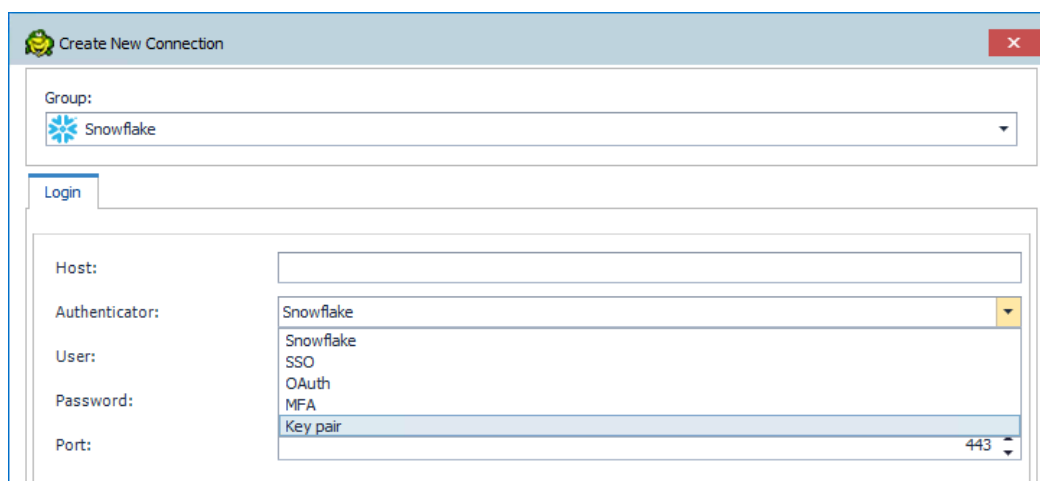
The default Object Explorer filter is the "Treelist" filter.

Objects are shown in the following hierarchy (as it is displayed in a native Snowflake connection through a browser):

- Database
  - Schema
    - Objects

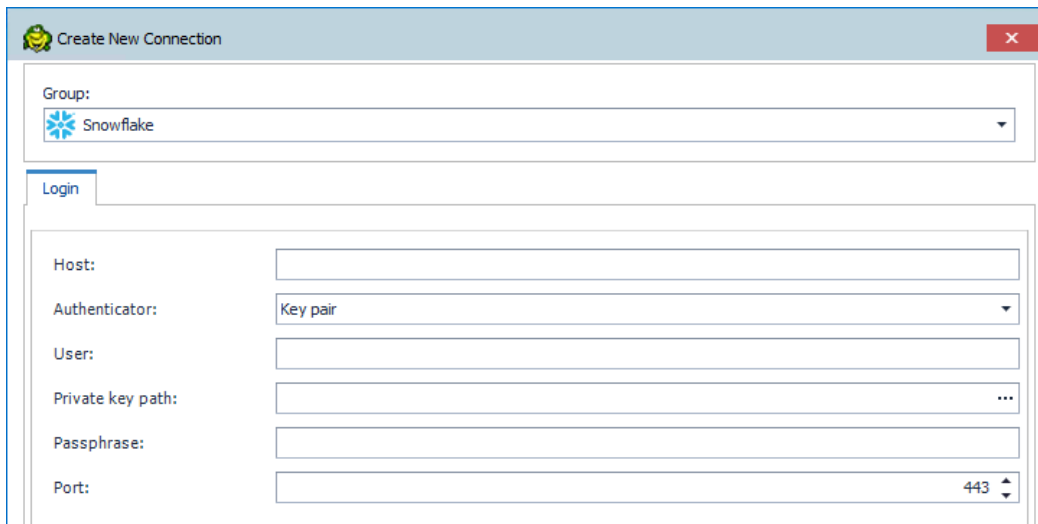
## Key pair authentication with JSON Web Token (JWT) support for Snowflake

Snowflake users use this type of authentication for a more secure connection, and for the same reason, we implemented this type of authentication in Toad Data Point and Toad Workbook. By supporting this type of authentication, we completed the native connection support for Snowflake.



Toad Data Point and Toad Workbook supports the following authentication types for Snowflake:

- Snowflake (User and Password)
- SSO (User)
- OAuth (User, Password, and Token)
- MFA (User and Password)
- Key pair (User, Private key path, and Passphrase)



The Key pair option has been added to the Authenticator drop-down list in the Connection window.

#### **Limitation using the Key pair authentication:**

Automation script, Snapshot, Workbook, and View object types cannot be published when using Key pair authentication, and an appropriate message will appear:

"SSO, MFA, OAuth or Key pair authentication cannot be used when publishing from Snowflake.

Only native Snowflake authentication is supported."

## **Idea Pond**

Got a great idea for a new Toad Data Point feature or enhancement? Share it with the Development Team and the Community by posting it on Idea Pond.

Visit [Toad Data Point - Idea Pond](#) where you can submit your ideas. You can also read and vote on the enhancement ideas submitted by other Toad users.

## **Learn More**

Remember, you can find blogs, videos, and forums at the [Toad Data Point Community](#).

- [Toad Data Point Videos](#) - Learn about new features from product video demos.
- [Toad Data Point Forum](#) - Find answers to your questions in the forums.
- [Toad Data Point Blog](#) - Learn tips and tricks from blog posts.
- [Toad Data Point - Idea Pond](#) - Submit your idea to the Development Team.

# **System Requirements**

## **Client Requirements**

Before installing Toad, ensure that your client system meets the following minimum hardware and software requirements:

Requirement	Details
<b>Platform</b>	2 GHz processor (recommended minimum)
<b>Memory</b>	<p>8 GB of RAM minimum, 16 GB recommended</p> <p>Additional RAM Requirements: Using Local Storage, Cross-Connection Query, Business Intelligence connections, or NoSQL connections can require an additional 500 MB of RAM. These features start processes (mysqld.exe, hubproxy.exe) which persist for the Toad session.</p> <p><b>Note:</b> The memory required may vary based on the following:</p> <ul style="list-style-type: none"> <li>• Applications that are running on your system when using Toad</li> <li>• Size and complexity of the database</li> <li>• Amount of database activity</li> <li>• Number of concurrent users accessing the database</li> </ul>
<b>Hard Disk Space</b>	<p>800 MB to install Toad</p> <p>450 MB to run Toad</p> <p>Additional Recommendations: For retrieving large queries, allow 10 GB free disk space (or more, depending on the size of the data being retrieved). After retrieving 2500 rows, Toad saves data in a TMP (.tmp) file in the user's Temp directory. These TMP files are deleted when Toad closes.</p>
<b>Operating System</b>	<p>Windows Server® 2012</p> <p>Windows Server® 2012 R2</p> <p>Windows Server® 2016</p> <p>Windows Server® 2019</p> <p>Windows® 8.1 (32-bit or 64-bit)</p> <p>Windows® 10</p>
<b>.NET Framework</b>	<p>Microsoft® .NET Framework 4.7.2</p> <p><b>Teradata® .NET Data Provider</b></p> <p>You must install the Teradata .NET Data Provider (13.10 or later) to use a Teradata native connection in Toad.</p> <p><b>Note:</b> To use a Teradata connection in a cross-connection query, you must also install a Teradata (13.10 or later) ODBC driver.</p>
<b>Additional Software</b>	<p><b>Visual C++ Redistributable for Visual Studio 2019.</b> This software is required. It is included in installation using the .exe installer. If using the .msi installer, ensure that this software is installed prior to installation. See <a href="#">Visual C++ Redistributable for VS 2019</a>.</p> <p>For 64-bit Toad Data Point, both 32-bit and 64-bit Visual C++ packages are required.</p>
<b>Database Client</b>	<p><b>DB2® Client</b></p> <p>Toad no longer installs a DB2 Client along with the Toad application. When connecting to a DB2 database, ensure that you have a DB2 Client or IBM Data Server Driver installed. Toad supports DB2 Client versions 9.7.6 through 11.1.</p> <p><b>Oracle® Client</b></p> <p>Toad can connect to Oracle using Direct Connect (no Oracle Client required) or using an Oracle Client or Oracle Instant Client. However, if you want to use LDAP, you must install an Oracle Client. Toad supports 9i or later Oracle Clients and Oracle Instant Clients.</p> <p><b>Notes:</b></p> <ul style="list-style-type: none"> <li>• You cannot use Oracle Direct Connection in a cross-connection query.</li> <li>• To use an Oracle connection in a cross-connection query, you must install an Oracle Client (full install) or you must install the Oracle Instant Client plus the Oracle ODBC driver.</li> </ul>

Requirement	Details
<b>ODBC Driver</b>	<p>In order to create a native Snowflake connection, you must install the ODBC Driver 2.24.2 (or later) provided by Snowflake. Upon installing and configuring the driver, Toad Data Point will be set for this type of connection.</p> <p><b>Note:</b> New versions of the Snowflake ODBC Driver are backward-compatible, but there is no guarantee that earlier versions are forward-compatible. Active monitoring and maintaining of installed versions is advised.</p> <p>For more information regarding the process of creating Snowflake connections, please refer to the Installation Guide and User Guide.</p> <p>To create a connection to an Amazon Redshift database you must install the Amazon Redshift ODBC driver 1.3.1.1000 (or later version) on client computers accessing an Amazon Redshift data warehouse. For each computer where you install the driver, there are the following minimum requirements that you can find on the Amazon Redshift Web site.</p> <p>For more information regarding the process of creating Amazon Redshift connections, please refer to the Installation Guide and User Guide.</p>
<b>Additional Requirements</b>	<p><b>Web Browser</b> Microsoft® Internet Explorer® 11 or later</p> <p><b>Screen</b> Recommended maximum DPI settings for Toad are 125%. It is possible to use Toad up to 200% but some dialog windows will not be completely usable anymore. Maximum tested resolution for Toad is 3800 x 2160 px.</p>

## Server Requirements

Before installing Toad, ensure that your server meets the following minimum hardware and software requirements:

Requirement	Details						
<b>Native Database Server</b>	<p>Toad supports the following databases:</p> <p>Oracle 10g R2, 11g, 11g R2, 12c, 12c R2, 18c</p> <p>Toad has been tested on Oracle Exadata 2.0 running Oracle database 11g R2.</p> <p>SQL Server 2012 and SQL Server 2012 Express</p> <p>SQL Server 2014 Enterprise and SQL Server 2014 Express</p> <p>SQL Server 2016</p> <p>SQL Server 2017</p> <p>SQL Server 2019</p> <p><b>Notes:</b></p> <ul style="list-style-type: none"> <li>• SQL Server Compact Edition is not supported.</li> <li>• Storage Management is not available on SQL Server Express.</li> </ul> <p>IBM DB2 for LUW 9.7, 10.1, 10.5, 10.5.0.5, 11.1, 11.5</p> <p>IBM DB2 for z/OS 11, 12</p> <p><b>Note:</b> Toad may support IBM DB2 Express and SWE in addition to listed above servers but note that no testing was performed on it.</p> <p><b>Note:</b> Windows 8, 10 and Windows Server 2012 require the following Fix Pack in order to ensure registration of DLLs in Global Assembly Cache:</p> <table border="1"> <tbody> <tr> <td>IBM DB2 LUW 10.5</td> <td>Fix Pack 4</td> </tr> <tr> <td>IBM DB2 LUW 10.1</td> <td>Fix Pack 4</td> </tr> <tr> <td>IBM DB2 LUW 9.7</td> <td>Fix Pack 10</td> </tr> </tbody> </table> <p>MySQL 5.0, 5.1, 5.5, 5.6, 5.7</p>	IBM DB2 LUW 10.5	Fix Pack 4	IBM DB2 LUW 10.1	Fix Pack 4	IBM DB2 LUW 9.7	Fix Pack 10
IBM DB2 LUW 10.5	Fix Pack 4						
IBM DB2 LUW 10.1	Fix Pack 4						
IBM DB2 LUW 9.7	Fix Pack 10						

Requirement	Details
	<p>MariaDB 5.5.5, 10.2.8, 10.3.2 (using MySQL provider)</p> <p>SAP ASE 15.5, 15.7, 16 SP03</p> <p>SAP IQ 15, 16</p> <p>SAP SQL Anywhere 16</p> <p>SAP HANA SPS 08, SPS 09, SPS 10, SPS 11, SPS 12, SAP HANA 2.0, SAP HANA 2.0 SPS 02</p> <p>Teradata 12.0, 13.0, 13.10, 14, 15, 16</p> <p>Access® 2007, 2010, 2013, 2016</p> <p><b>Note:</b> To use Access 2016 64-bit to connect to an Access database in Toad, the Microsoft Access Database Engine is required and might not be included in the Access installation. The engine must match the architecture (bitness) of Toad.</p> <p>Excel® 2003, 2007, 2010, 2013, 2016</p> <p><b>Note:</b> To use Excel 2016 64-bit to connect to an Excel or .csv file in Toad, the Microsoft Access Database Engine is required and might not be included in the Excel installation. The engine must match the architecture (bitness) of Toad.</p>
<b>ODBC Database Server</b>	<p>Toad Data Point allows you to create a connection to a database that supports an ODBC 3.0 or later driver. ODBC connectivity provides basic querying capability, but may not be as full-featured as a native connection in Toad. Toad has been tested on the following databases, using an ODBC connection:</p> <ul style="list-style-type: none"> <li>• DB2 for i5/OS V5R4 and IBM i 6.1, 7.3</li> <li>• EDB Postgres Advanced Server 10</li> <li>• Greenplum® Database</li> <li>• Informix Dynamic 10.00, 11.0 (limited testing)</li> <li>• Ingres Community Edition 2006 R2 on Windows 32-bit (limited testing)</li> <li>• Netezza Data Warehouse Appliance 4.6.6, 6.0, 7.0, 7.2.1</li> <li>• PostgreSQL® 9.5, 9.6.3, 10</li> <li>• Vertica 4.1, 5.0, 5.1 (with 4.0, 4.1 ODBC driver), 6.0 (with 6.0 ODBC driver), 6.1, 7.0, 8.1, 9.0</li> </ul> <p><b>Note:</b> For a list of databases that are not supported, see Known Issues in the Release Notes.</p>
<b>Cloud Database Service</b>	<p>Oracle databases running on Amazon EC2</p> <p>SQL Azure and Azure SQL Data Warehouse</p> <p><b>Note:</b> To be able to utilize a majority of Toad functionality, please grant VIEW DEFINITION on the SQL Azure databases you want to work with.</p> <p>SQL Server databases running on Amazon EC2</p> <p>Toad can manage Amazon RDS and any other cloud or service offering compatible with MySQL.</p>
<b>Business Intelligence Connections</b>	<p>Toad has been tested with, and supports, the following Business Intelligence platforms:</p> <p>SAP Business Objects XI 3.1, 4.1</p> <p>Oracle Business Intelligence Enterprise Edition 12.2</p> <p>Salesforce.com®</p> <p>Microsoft SQL Server Analysis Services 2016</p> <p>Google Analytics™</p> <p>OData version 4</p> <p>SharePoint® Server 2013</p>
<b>NoSQL Connections</b>	<p>Toad has been tested with, and supports, the following NoSQL platforms:</p>

Requirement	Details
	<p>Azure Table Services</p> <p>Apache Cassandra™ 3.11.0</p> <p>Amazon DynamoDB</p> <p>Apache HBASE™ 1.2.6</p> <p>Apache Hive™ 2.1.0</p> <p>Cloudera Impala 2.9.0, 3.2.0 with CDH 6.3.2. Toad Data Point has been certified by Cloudera.</p> <p>MongoDB™ 3.4.6, 3.4.9, 4.0</p>
<b>Toad Intelligence Central</b>	<p>This release of Toad Data Point has been tested with Toad Intelligence Central 5.6.</p> <p><b>Note:</b> Some publishing features in this release of Toad might not be supported in earlier versions of Intelligence Central. For more information about compatibility between Intelligence Central versions and Toad Data Point 6.1.2 features, see the New Features section of the Toad Data Point Release Notes.</p>
<b>VM and Cloud Platform Environments</b>	<p>In general, the databases and data sources listed in this table are also supported when installed on a virtual machine (VM) or cloud platform. See the database or data source documentation for more specific information.</p>
<b>Additional Testing</b>	<p><b>Data Set Size</b></p> <p>The following Toad Data Point functionality has been tested with data sets of up to 5 million rows: SQL Editor, Data Compare, Import Wizard, Export Wizard, Publishing Data to Intelligence Central.</p> <p>For the following Toad Data Point modules, working with very large data sets can impact performance. For best results in these areas, work with data sets of less than 1 million rows: Dimensional Viewer, Pivot Grid, manually sorting a result grid, performing more than one Data Compare at a time (such as running multiple Data Compare Automation scripts simultaneously).</p> <p><b>Notes:</b></p> <ul style="list-style-type: none"> <li>• Performance can vary based on available disk space and memory, CPU speed, and the bitness of Toad, as well as the type and number of columns.</li> <li>• It is recommended to use Toad Data Point 64-bit when working with large data sets.</li> <li>• Import and export functionality was tested with .csv files.</li> <li>• Performance testing was conducted using Toad Data Point 64-bit.</li> </ul>
<b>Security</b>	<ul style="list-style-type: none"> <li>• Starting with Toad Data Point 5.5, the TLS protocol v1.2 or above is required for MySQL data sources that use cross-query connections and store data in MySQL embedded hub.</li> <li>• Starting with Toad Data Point 6.0 the TLS protocol v1.2 or above is required when establishing secure connections to MySQL data sources</li> </ul>

## Virtualization Support

Requirement	Details
<b>Application Virtualization</b>	<p>When deploying Toad in a virtualization environment, for best results ensure the system accurately reflects the applicable client hardware and software requirements listed in this document.</p> <p>Toad has been developed using Microsoft guidelines (see <a href="#">Remote Desktop Services programming guidelines</a>) and can be deployed and operated in virtualization environments such as Citrix XenApp, Microsoft App-V, and VirtualBox.</p> <p>See "Install Toad on Citrix Systems" (page 1) for more information.</p>



Requirement	Details
<b>Server Virtualization</b>	Toad has been tested with the following: <ul style="list-style-type: none"> <li>• Oracle VM 3.1 running on Red Hat Enterprise Linux 64-bit with Oracle 11gR2</li> <li>• Oracle VM 2.2 running on Windows 2008 32-bit with Oracle 11gR2</li> </ul>

## User Requirements

### *User Requirements to Install Toad*

Only Windows Administrators and Power Users can install Toad.

**Note:** The following exceptions exist for Power Users:

- (DB2 only) A Power User can install Toad as long as this user belongs to the DB2ADMNS or DBUSERS group.

If an Administrator installs Toad, the Administrator can share the Toad shortcut icon on the desktop and menu items with any user—a Power User, Restricted User—on the computer.

If a Power User installs Toad, a Restricted User cannot do the following:

- Associate file extensions.
- View the Toad shortcut icon on the desktop or the Toad menu options in the Windows Start menu. As a workaround, Restricted Users can create a shortcut to Toad from the install directory and place the shortcut on their desktop.

### *User Requirements and Restrictions for Running Toad*

The following describes the requirements and restrictions for users who launch and run Toad:

- (DB2 only) A Windows Power User or Restricted User must belong to the DB2ADMNS or DB2USERS group. To add the user to one of these groups, select **Start | Control Panel | Administrative Tools | Computer Management | System Tools | Local Users and Groups | Groups | DB2ADMNS or DB2USERS**.
- (DB2 only) A Windows Power User or Restricted User does not have the authority to add or remove DB2 catalog entries using the Toad Client Configuration wizard. However, these users can use the Import Profile function in the Toad Client Configuration wizard to import catalog entries to Toad.
- (DB2 only) To take full advantage of Toad for DB2 LUW functionality, the user ID specified in the Toad connection profile for each DB2 for LUW database connection requires the authorizations listed in the following document:  
[ToadDB2LUWAuthorizations.xls](#)
- (DB2 only) As a minimum requirement to manage a DB2 for z/OS subsystem in Toad, the user ID defined in the Toad connection profile for the subsystem must either have SYSADM privileges or SELECT privileges on the DB2 catalog tables. For a complete list of authorizations (and corresponding GRANT statements) a user requires to take full advantage of Toad for DB2 z/OS functionality, refer to the following document:  
[ToadDB2zOSAuthorizations.doc](#)
- To create or modify the QuestSoftware.ToadSecurity table to enable Toad Security, the user who maintains this table must have privileges to create, insert, update, and delete it. All other users need only the ability to read the QuestSoftware.ToadSecurity table to use Toad Security features.

## Resolved Issues and Enhancements

The following is a list of issues addressed and enhancements implemented in this release of Toad Data Point:

### **Resolved Issues in 6.1.2**

Feature	Resolved Issue / Enhancement	Defect ID
Automation	"Error: A script named '<script name>' already exists in that folder" error is encountered when publishing an automation script with a name that already exists on Toad Intelligence Central, even though Toad Intelligence Central user has all necessary or admin permissions	QAT-18527

Feature	Resolved Issue / Enhancement	Defect ID
Automation	"Incorrect number of arguments for PROCEDURE_toad_automation..." error is encountered when scheduling an automation script via TDP in the Publish to Intelligence Central Window	QAT-18693
Automation	"Object reference not set to an instance of an object" error is encountered when switching View Details between TIC and Teradata connection	QAT-18558
Code Completion	Code completion does not properly format DATE type values in a Snowflake connection	QAT-16876
Code Completion	Code completion does not suggest 'SET... WHERE...' after an UPDATE statement in a Snowflake connection	QAT-16873
Code Completion	Double quotes appear when a database is chosen from the code completion suggestion list under the Execution Script editor of automation script in a Snowflake connection	QAT-16857
Code Completion	The autofill option in a Snowflake connection does not mark the text when trying to mark a whole database folder using the TAB key, and returns only double quotes	QAT-17081
Connection Manager	Cannot make a connection to Snowflake when a semicolon is used in a password	QAT-18217
Connection Manager	Snowflake connection should give more user-friendly error messages when trying to connect with wrong or missing credentials	QAT-16803
Database Explorer	A user who does not have permission can see databases in Object Explorer in a Snowflake connection	QAT-16614
Import Wizard	"ERROR [42000] SQL compilation error: syntax error line 1 at position 25 unexpected '{.'" error is encountered when importing data with the checked 'Truncate table' option in a Snowflake connection	QAT-17160
Import Wizard	Decreased performance with importing data from an Excel or CSV file into a local storage database table in Toad Data Point 6.1.0.40	QAT-18601
Object Explorer	"Object reference not set to an instance of an object." error is encountered when switching a connection between Snowflake and TIC and the Script Manager window is open	QAT-18694
Object Explorer	Object Explorer is noticeably slower in displaying a large number of tables in a Snowflake database	QAT-18321
Pivot Grid	"An item with the same key has already been added" error is encountered when exporting Pivot as an Excel Pivot View file	QAT-18561
Pivot Grid	"Excel limit. Your data exceeded limit for number of rows for export..." error is encountered when trying to export the pivot to Excel Pivot View with records over the Excel limit	QAT-18542
Project Manager	"Unable to cast object of type 'Quest.Toad.ProjectManager.ProjectManagerControl'" error is encountered when the Open create table template to editor button is clicked under the Project Manager tab	QAT-18637
Query Builder	A two-word table alias is not enclosed in double quotes and	QAT-18598

Feature	Resolved Issue / Enhancement	Defect ID
	a syntax error occurs for a Snowflake connection	
Query Builder	An error is encountered when using the Comment out WHERE clause option in the Query Builder, Column area of the Diagram tab	QAT-18722
Script Generation	"ERROR [42S02] SQL compilation error: Table <'database_name.schema_name.table_name'> does not exist or not authorized." error is encountered after executing generated DROP script in a Snowflake connection	QAT-16824
SQL Editor	"ERROR [42S02] SQL compilation error" error is encountered when deleting a view on a Snowflake connection	QAT-18630
SQL Editor	"Incorrect syntax near 'DATABASE' " error is encountered when creating a database in a Snowflake connection	QAT-16801
SQL Editor	Decreased performance in query execution on a Generic ODBC Oracle connection in Toad Data Point 6.1.0.40	QAT-18605
SQL Editor	Decreased performance in query execution on a PostgreSQL connection in Toad Data Point 6.1.0.40	QAT-18627
SQL Editor	Formatting puts the query in one line when a Having clause exists in the query	QAT-16878
SQL Editor	Incorrectly displayed error location in the editor with a Snowflake connection	QAT-16863
UI	Input fields in a Snowflake connection are not fully visible in the 'Create New Connection' form on 4K resolution	QAT-16914
UI	The result set navigation bar is not fully visible in TDP Query Builder and Query Editor when using Full HD 1080p resolution with 125% DPI settings	QAT-18597
Workbook	"Publish Output error" is encountered when publishing a Workbook with excluded data	QAT-18736
Workbook	Snowflake database error is encountered when combining 4 views into a Workbook Workflow which includes a view made from another Workbook Workflow	QAT-18074
X-Query	"The remote data object does not exist:" error is encountered when using the Snowflake sample database in a Cross-Connection Query Builder	QAT-17004

## Known Issues

The following is a list of issues known to exist at the time of this release.

Feature	Platform	Known Issue	Defect ID
General	SAP ASE	Using SAP ADO.NET client and SAP ODBC driver it is not possible to convert any character set to all other character sets.	TMB-1850
General	Sybase ASE	Currently, if you open a Toad file in Toad Data Point 3.0 or later that contains a connection to Sybase ASE and was saved in Toad for Data Analysts 2.7 (or earlier) the file opens in an untitled Editor window. Use the following workaround which is	N/A

for a Query Builder file, but a similar method can be used for any Toad file.

**Workaround 1:**

1. If you receive a message stating that the saved file cannot be opened, close the message pop-up. You will see that your Toad Query Builder document is open in an Editor window. Send this document to the Query Builder (**Editor | Send to Query Builder**).
2. Save the new Query Builder document as a new Toad file.

**Workaround 2:**

1. Open the Toad file in Notepad.
2. Use **Find and Replace** to change all instances of "sybase" (all lowercase) to "Sybase" (first character uppercase, with the rest lowercase).

General	Excel	If an Excel file is open in Toad, you cannot open the same file in a separate Excel instance. To review this and other limitations when using Excel in the Web Browser, see "Considerations When Using the WebBrowser Control" at: <a href="http://support.microsoft.com/kb/304662">http://support.microsoft.com/kb/304662</a> .	ST42486
General	Salesforce	After successfully changing the password or token for a Salesforce connection in Toad, attempting to open a Toad document created in a previous version (3.7 or earlier) using this connection results in a "Could not resolve connection" error. <b>Workaround:</b> Recreate the Toad document (Import/Export template, Query Builder file, Automation script, etc.) using Toad Data Point 3.8 or later.	N/A
Installation/ Upgrade	All	(MSI installs on Windows 7) If you are using MSI to install Toad on Windows 7 with UAC enabled, you can install a file that adds a "Run as administrator" option when right-clicking the MSI file: <a href="http://www.symantec.com/connect/downloads/msi-run-administrator-context-menu-vista">http://www.symantec.com/connect/downloads/msi-run-administrator-context-menu-vista</a>	N/A
		Toad Data Point does not support installation paths that contain UNICODE characters.	N/A
		Toad Data Point 3.0 or later doesn't support User IDs that contain Unicode characters.	ST90367, ST90372
		The Toad Data Point Read Only installation is read-only for all databases, with the exception of MySQL. If you are using a Read Only installation of Toad Data Point, you will be able to modify a MySQL (and only MySQL) database.	N/A
		Currently, you cannot install Toad Data Point to a path that contains non-English characters. By default, Toad Data Point installs IBM DB2 merge modules as part of the standard installation process. These merge modules only support English characters. <b>Workaround (Stand-alone installation):</b> In the Destination Folder page of the installer, only use a destination directory that contains English characters	ST66330
Installation	n/a	During installation on Windows 8, some users might encounter	N/A

a prompt from Windows to install .Net Framework 3.5.

**Workaround:** In the Windows prompt, click **Skip this installation** to instruct Windows *Not* to install .Net Framework 3.5.

Connections	ODBC	<p>Currently, Toad does not support ODBC connections to the following databases:</p> <ul style="list-style-type: none"> <li>• Sybase Advantage</li> <li>• Oracle RDB</li> <li>• Progress OpenEdge</li> <li>• MySQL ODBC (The ODBC 3.51.17.0 driver is not supported, and attempting to connect using this driver results in columns not displaying for tables.)</li> </ul> <p><b>Workaround:</b> Upgrade the MySQL ODBC driver to 3.51.27.00 or later to display table columns.</p>	ST69744
Connections	Azure SQL Database	You need to install Microsoft Active Directory Authentication Library (adalsql.msi) to connect to Azure SQL Database using Active Directory Password Authentication.	QAT-14556
Connections	Access	<p>Currently, for a password-protected Access database, selecting <b>Save password</b> in the Connection Properties dialog does not preserve the password for the next Toad session.</p> <p><b>Workaround:</b></p> <ol style="list-style-type: none"> <li>1. To open a password-protected Access connection, right-click the connection in the Navigation manager and select <b>Properties</b>.</li> <li>2. Select the Advanced tab and enter the password.</li> <li>3. Select the <b>Save password</b> checkbox and click <b>Connect</b>.</li> </ol> <p><b>Note:</b> This will allow you to connect to the database and save the password for this session of Toad. Repeat the procedure if you re-launch Toad.</p>	ST94125
Connections	Vertica ODBC	<p>When using the Vertica ODBC driver version 6.1.1, data containing UTE-8 characters does not display correctly.</p> <p><b>Workaround:</b> Right-click the Vertica ODBC connection in the Connections Manager and select <b>Properties</b>. In the Connection Properties dialog, in the General tab, enter the following in the ConnectionString field: ColumnsAsChar=0</p>	ST109484
Connections	Amazon Redshift	You might experience problems after a Redshift connection is unexpectedly dropped.	QAT-2194
Connections	Amazon Redshift	After canceling a Redshift query it might continue to run on the server.	QAT-2195
Connections	Amazon Redshift	<p>When a Redshift connection in Toad is inactive for a period of time, attempting to access the connection can result in an error.</p> <p><b>Workaround:</b> Change the Windows TCP/IP timeout settings as recommended by Redshift. See "To change TCP/IP timeout settings" at <a href="http://docs.aws.amazon.com/redshift/latest/mgmt/connecting-">http://docs.aws.amazon.com/redshift/latest/mgmt/connecting-</a></p>	N/A

[firewall-guidance.html](#).

**Caution:** Editing your Registry incorrectly can cause serious, system-wide problems. It is advised that you back up your registry before modifying it.

Connections	N/A	Exported connections: A connection file exported from Toad Data Point 3.6 or later cannot be imported into version 3.5 or earlier.	N/A
Connections	MongoDB	For a MongoDB 3.0 (or later) connection, the user must have Read/Write privileges in the MongoDB database in order to view sub-tables (MongoDB embedded documents).	TIC-5520
Automation	All	When you use a Set Variable activity with a String type variable for a VARCHAR type column and during its run you input a value that is numerical only you may get a "Error converting data type varchar to numeric." error. <b>Workaround:</b> Use a convert function in your query so that Toad uses the correct datatype, e.g.: <pre>SELECT * from table WHERE my_varchar_column = TO_CHAR(:BIND_VAR)</pre>	QAT-16234
Automation	All	If Toad Data Point 6.1.2 is launched as administrator on Windows 7 systems with UAC turned on and Outlook running, the auto-populate SMTP server info and contact list in Automation Email and Error Emails does not function properly. <b>Workaround:</b> Submit this information manually. Another option is to either run Toad Data Point 6.1.2 not as administrator, or turn UAC off, or close Outlook when adding the Send Email activity in Automation.	ST80857
Automation	All	When Toad runs as <i>an application</i> in a Citrix environment, scheduled scripts might not execute if the user who scheduled the tasks is not logged on. In addition, an "Access Denied" error is logged for the scheduled task in the Windows Scheduler. <b>Workaround:</b> Install and run Toad as a desktop when using Toad with Citrix.	N/A
Automation	All	An 'System.Windows.Automation.Peers.AutomationPeer' sometimes occurs during application start.	QAT-14566
Data	ODBC - Ingress	In some cases, earlier Ingress ODBC drivers display an "Invalid number of columns or parameters specified" error message when displaying data that has Unicode characters. <b>Workaround:</b> Download the latest Ingres 9.3 ODBC driver.	N/A
Execution Plan	SQL Server	You cannot generate an estimated execution plan for a local temporary table because the execution plan uses a different connection to generate the plan and does not know about the temp table. <b>Workaround:</b> Use the actual execution plan button to generate execution plans for SQL that contains a temp table.	N/A
Export Wizard/ One Click	Access, Excel	Limitations when exporting fractional seconds:	N/A

Export		<ul style="list-style-type: none"> <li>When exporting to an Access Database File, exports do not support fractional seconds, so the additional data is not exported.</li> <li>When exporting to an Excel instance, exports support only 3-digits for fractional seconds. However, if you export to an Excel file, it supports all fractional seconds.</li> </ul>	
Import Wizard	Excel	Attempting to import data that was exported to an Excel instance where the fractional seconds were truncated results in an error.	N/A
		Attempting to import data from a template that contains multiple worksheets results in an error.	ST77978
	ODBC - DB2 iSeries, Netezza	Currently, the <b>Truncate table</b> checkbox is disabled on the Select Target page when using an ODBC connection to a DB2 iSeries or Netezza database.	ST77986
	Oracle, DB2	When importing data using the Add Query feature, BLOB data is not imported even though the dialog and log indicate that the import was successful.	ST77255
Library	N/A	<p>A UAC setting at the highest level might interfere with the ability to drag a file to the Library window (from Windows Explorer) to add it to the Library.</p> <p><b>Workaround:</b> Set UAC to the default level to enable adding a file by dragging it to the Library window.</p>	N/A
Local Storage	N/A	<p><b>Issue:</b> Local Storage is incompatible with previous versions of Toad.</p> <p>If you upgrade to Toad Data Point 3.6 from a previous version, Local Storage upgrades silently and can no longer be used by the previous version of Toad Data Point (3.5 or earlier).</p> <p>If you plan to uninstall 3.6 after installing it and then resume using a previous version, backup your Local Storage data prior to installing 3.6.</p> <p><b>To backup Local Storage data</b></p> <ol style="list-style-type: none"> <li>Navigate to C:\Users\username\AppData\Local\Quest Software\Toad Data Point Hub Data.</li> <li>Make a copy of the <i>Toad Data Point Hub Data</i> folder and save it using a new name (such as <i>Toad Data Point Hub Data 3.5 backup</i>). If you uninstall 3.6, just move this copy back and use the original folder name.</li> </ol>	QAT-3812
Object Explorer/ Database Explorer	Sybase ASE	When viewing a table that contains a BIGTIME data type column, attempting to select the Data tab causes Toad to unexpectedly quit.	N/A
Object Explorer/ Database Explorer	Sybase ASE	Currently, only foreign key constraints can be added or modified for existing Sybase ASE tables.	ST55111
	Oracle 11g	<p>On the Create/Alter User window, if you are modifying a password, you must enter the password in the proper case. You do not need to surround the password with double quotes.</p> <p>If you enter the password in lowercase on the Create/Alter User window, and the generated script has a SQL command</p>	ST66705

containing the password in lowercase, you will need to type the password in lowercase to login.

If you enter the password in uppercase on the Create/Alter User window, and the generated script has a SQL command containing the uppercase in lowercase, then you will need to type the password in uppercase to login.

Publishing Wizard	N/A	Users with Active Directory authentication and with TIC 4.0.3 and TDP 5.0.3 will not be able to see automation logs. This issue does not occur when TIC and TDP are the same versions.	QAT-14578
Query/ Query Builder	All	The copy of the sub-query that contains the Union All operator is created after the connection in the Workflow is changed	QAT-17267
Query/ Query Builder	All	The Query Builder currently uses a 24-hour format for timestamps. Attempting to run a query with a date range that includes a 12-hour timestamp format results in incorrect formatting of the timestamp.	ST78729
Query/ Query Builder	Local Storage	Currently, in a cross-connection query using Local Storage, Toad does not support quoted table alias names (example, the table alias "foo bar"). Quoted column names are supported.	ST86483
Save As Dialog (Library)		<p>For some users who enabled the <b>Automatically add files to library on open</b> feature, the <b>Save</b> and <b>Cancel</b> buttons in the "Save As" dialog are disabled. This issue was encountered in a Windows 10 environment. See knowledge base article <a href="#">KB235265</a>.</p> <p><b>Workaround 1:</b> Press <b>Enter</b> when the Save As dialog is open to save your file.</p> <p><b>Workaround 2:</b> Select <b>Tools   Options   Environment   General</b> and clear the <b>Automatically add files to library on open</b> check box. If you use this workaround, newly-saved files and opened files are no longer automatically added to the Library.</p>	N/A
Toad Intelligence Central	All	When data includes high-precision numbers (i.e., those with a large number of decimal places), results from publishing to Intelligence Central may not always be as expected. In some cases, data may be truncated to include not more than 15 significant digits.	N/A
Toad Intelligence Central	N/A	<p><b>Background:</b> In Toad Data Point 3.5 or later, your Intelligence Central user name must be lower-case.</p> <p><b>Issue:</b> In Toad Data Point 3.5 (or later), if you attempt to open a previously-saved connection to Intelligence Central 2.2 (or earlier) in which the user name contains upper-case letters, the connection will error.</p> <p><b>Solution:</b> Upgrade to Intelligence Central 2.3.</p>	N/A
Data Compare	N/A	Data Compare cannot be performed on a very large number of tables with many columns. If maximum compilation size is exceeded you will receive a message with a recommendation to lower the number of tables or columns compared	QAT-14218
User Interface	N/A	<p><b>Issue:</b> Toolbar sub-menus and buttons disappear when selected. If you experience this issue, use the following workaround.</p> <p><b>Workaround:</b></p>	QAT-6045



1. In Toad, select **Help | About** and select the **Application Data Directory** link to open this directory. Then exit Toad.
2. In the App Data directory, open the Session sub-directory and delete the **Analyst.tss** file. Restart Toad.
3. In Toad, select **Tools | Configuration Wizard**. Click **Finish** to close the wizard without selecting an option. The default option will be applied.

Workbook	N/A	When you disconnect in Query Builder Toad may throw an error. <b>Workaround:</b> Backup your Workbook by clicking Save As and restart Toad Workbook.	N/A
----------	-----	---	-----

## Third Party Known Issues

The following is a list of third party issues known to exist at the time of release of Toad Data Point 6.1.2.

Feature	Platform	Known Issue	ID
Connect to Database	DB2	If you are using the DB2 Client version 9.5, 9.7, or 10.1 in a Windows 8 or Windows Server 2012 environment, follow the instructions in IBM DB2 Technote 1618434: <a href="http://www-01.ibm.com/support/docview.wss?uid=swg21618434">http://www-01.ibm.com/support/docview.wss?uid=swg21618434</a> .	N/A
Connect to Database	Excel	The following error is encountered when attempting to create a connection to an extremely large Excel file (for example, 20 MB or larger): "Microsoft. ODBC Excel Driver. System resource exceeded."  For more information, see <a href="http://www.toadworld.com/products/toad-data-point/f/36/p/20201/40998.aspx">http://www.toadworld.com/products/toad-data-point/f/36/p/20201/40998.aspx</a> . <b>Workaround:</b> Convert the Excel file to a CSV file.	N/A
Connect to Database	Oracle	(Oracle 10.2.0.1 client only) Attempting to connect to an Oracle database From Toad using the 10.2.0.1 Oracle client results in the following error: "ORA-24909: call in progress. Current operation canceled". This is a known issue with this Oracle client ( <a href="http://www.dbmotive.com/oracle_error_codes.php?errcode=24909">http://www.dbmotive.com/oracle_error_codes.php?errcode=24909</a> ). <b>Workaround:</b> Upgrade your Oracle client to a later version and connect to the Oracle database.	N/A
Connect to Database	Oracle 11 only	When connecting to Oracle 11, you must enter the password in the proper case because passwords are case-sensitive.	N/A
Toad Data Point Automation	All	Automation in Toad Data Point 3.3 or later requires .NET Framework 4.5 (or later). If you are using .NET Framework 4.0 without .NET Framework 4.5 (such as in Windows XP), you may encounter the following: <ul style="list-style-type: none"> <li>• After running a scheduled Automation script, Toad generates an error message even though the script executes successfully.</li> <li>• In a Toad Intelligence Central environment, after running any published Automation script (scheduled or un-scheduled), Toad generates an error message even though the script executes successfully.</li> </ul> <b>Workaround:</b> Upgrade your Windows OS to Windows 7 and install .NET Framework 4.5 or later.	N/A

Feature	Platform	Known Issue	ID
Data	ODBC- DB2 z/OS	In compatibility mode, the ODBC driver does not return enough information for the CommandBuilder to correctly generate update or insert statements.	N/A
Editor	Teradata	If you experience performance issues using a Teradata connection, especially when using code completion in the Editor, use the Teradata Non-X views (instead of the X views).  <b>To use Teradata Non-X views</b> <ul style="list-style-type: none"> <li>Select <b>Tools   Options   Database   Teradata</b> and select the <b>Use Non-X views in Object Explorer</b> option.</li> </ul>	N/A
Export Wizard/ One Click Export	All	To export to an Office 2003 or 2007 Excel instance, the Office Primary Interop Assemblies (PIAs) must be installed. You can install the PIAs from one of the following locations: <b>2003 PIAs:</b> <a href="http://www.microsoft.com/downloads/details.aspx?FamilyID=3c9a983a-ac14-4125-8ba0-d36d67e0f4ad&amp;DisplayLang=en">http://www.microsoft.com/downloads/details.aspx?FamilyID=3c9a983a-ac14-4125-8ba0-d36d67e0f4ad&amp;DisplayLang=en</a> <b>2007 PIAs:</b> <a href="http://www.microsoft.com/downloads/details.aspx?familyid=59DAEBAA-BED4-4282-A28C-B864D8BFA513&amp;displaylang=en">http://www.microsoft.com/downloads/details.aspx?familyid=59DAEBAA-BED4-4282-A28C-B864D8BFA513&amp;displaylang=en</a>	N/A
Export Wizard/ One Click Export	Excel	Avoid using Excel for exporting if your data has numeric values that require a high precision because Excel's precision is limited to 15 digits. If you export numbers with more precision, the values are rounded. If you export boundary numbers (max, min), rounded numbers will exceed the data type limit.	N/A
Import Wizard	DB2	When importing data using the Add Query feature and selecting a Single new table, TIMESTAMP data types are mapped to DATETIME data types.	N/A
Object Explorer	Cloudera Impala	A view is represented as a table in Impala, so views display as tables in Toad. For more information, see <a href="https://issues.cloudera.org/browse/IMPALA-1697">https://issues.cloudera.org/browse/IMPALA-1697</a> .	N/A
Object Explorer/ Database Explorer	Teradata	You may experience issues if you attempt to view object details and your Teradata .Net Data Provider version does not correspond to the Teradata database version to which you are connecting. Issues include: <ul style="list-style-type: none"> <li>Object details for a View containing a DATE data type column do not display.</li> <li>Object details for a Table containing a NUMBER data type column do not display.</li> </ul> <b>Workaround:</b> Install the Teradata .Net Data Provider version that corresponds with the Teradata database version to which you are connecting. For example, if connecting to Teradata database version 14, use Teradata .Net Data Provider 14.11.	N/A
Object Explorer/ Database Explorer	DB2 iSeries	The primary Key column of an iSeries table displays as Nullable in the Database Explorer even though the Not Null checkbox was not selected when creating the table.	N/A
Query Builder	Sybase ASE	<b>Cross-connection query:</b> Sybase has difficulty dealing with numeric literals in queries. You may encounter the following error:  <code>Implicit conversion from datatype 'CHAR' to</code>	ST96868

Feature	Platform	Known Issue	ID
		<p>'INT' is not allowed. Use the CONVERT function to run this query.</p> <p>when attempting to execute a cross-connection query such as:</p> <pre>Select * from table where numeric_column = 50</pre> <p><b>Work-around:</b> Change the query to something similar to the following using the cast function:</p> <pre>Select * from table where numeric_column = CAST(50 AS SIGNED)</pre>	
Query Builder	Cassandra and Excel/Access	<p><b>Cross-connection query:</b> A query between Cassandra and either Excel 2010 or Access 2010 might fail to execute and display a lost-connection error.</p> <p><b>Workaround:</b> Upgrade to Excel 2013 or Access 2013 (or later).</p>	N/A

## Getting Started

### Contents of the Release Package

The Toad release package contains the following products:

1. Toad Data Point 6.1.2
2. Product Documentation, including:
  - Installation Guide
  - Online Help
  - Release Notes
  - User Guide
  - Getting Started Guide

### Installation Instructions

See the *Toad Data Point Installation Guide* for more information.

## Product Licensing

### To activate a purchased commercial license

1. In the Licensing dialog, enter your license (Authorization) key.
2. Enter the site message included with the license key.

## Globalization

This section contains information about installing and operating this product in non-English configurations, such as those needed by customers outside of North America. This section does not replace the materials about supported platforms and configurations found elsewhere in the product documentation.

This release is Unicode-enabled and supports any character set. It supports simultaneous operation with multilingual data. This release is targeted to support operations in the following regions: North America, Western Europe and Latin America, Central and Eastern Europe, Far-East Asia, Japan.

This release has the following known capabilities or limitations: If the user overrides the default installation path during installation, the new path specification cannot contain Unicode characters.

## About Us

Quest creates software solutions that make the benefits of new technology real in an increasingly complex IT landscape. From database and systems management, to Active Directory and Office 365 management, and cyber security resilience, Quest helps customers solve their next IT challenge now. Around the globe, more than 130,000 companies and 95% of the Fortune 500 count on Quest to deliver proactive management and monitoring for the

next enterprise initiative, find the next solution for complex Microsoft challenges and stay ahead of the next threat. Quest Software. Where next meets now. For more information, visit [www.quest.com](http://www.quest.com).

## Contact Quest

For sales or other inquiries, visit [www.quest.com/contact](http://www.quest.com/contact).

## Technical Support Resources

Technical support is available to Quest customers with a valid maintenance contract and customers who have trial versions. You can access the Quest Support Portal at <https://support.quest.com>.

The Support Portal provides self-help tools you can use to solve problems quickly and independently, 24 hours a day, 365 days a year. The Support Portal enables you to:

- Submit and manage a Service Request
- View Knowledge Base articles
- Sign up for product notifications
- Download software and technical documentation
- View how-to-videos
- Engage in community discussions
- Chat with support engineers online
- View services to assist you with your product

## Copyright

© 2023 Quest Software Inc.  
ALL RIGHTS RESERVED.

This guide contains proprietary information protected by copyright. The software described in this guide is furnished under a software license or nondisclosure agreement. This software may be used or copied only in accordance with the terms of the applicable agreement. No part of this guide may be reproduced or transmitted in any form or by any means, electronic or mechanical, including photocopying and recording for any purpose other than the purchaser's personal use without the written permission of Quest Software Inc.

The information in this document is provided in connection with Quest Software products. No license, express or implied, by estoppel or otherwise, to any intellectual property right is granted by this document or in connection with the sale of Quest Software products. EXCEPT AS SET FORTH IN THE TERMS AND CONDITIONS AS SPECIFIED IN THE LICENSE AGREEMENT FOR THIS PRODUCT, QUEST SOFTWARE ASSUMES NO LIABILITY WHATSOEVER AND DISCLAIMS ANY EXPRESS, IMPLIED OR STATUTORY WARRANTY RELATING TO ITS PRODUCTS INCLUDING, BUT NOT LIMITED TO, THE IMPLIED WARRANTY OF MERCHANTABILITY, FITNESS FOR A PARTICULAR PURPOSE, OR NON-INFRINGEMENT. IN NO EVENT SHALL QUEST SOFTWARE BE LIABLE FOR ANY DIRECT, INDIRECT, CONSEQUENTIAL, PUNITIVE, SPECIAL OR INCIDENTAL DAMAGES (INCLUDING, WITHOUT LIMITATION, DAMAGES FOR LOSS OF PROFITS, BUSINESS INTERRUPTION OR LOSS OF INFORMATION) ARISING OUT OF THE USE OR INABILITY TO USE THIS DOCUMENT, EVEN IF QUEST SOFTWARE HAS BEEN ADVISED OF THE POSSIBILITY OF SUCH DAMAGES. Quest Software makes no representations or warranties with respect to the accuracy or completeness of the contents of this document and reserves the right to make changes to specifications and product descriptions at any time without notice. Quest Software does not make any commitment to update the information contained in this document.

If you have any questions regarding your potential use of this material, contact:

Quest Software Inc.  
Attn: LEGAL Dept  
4 Polaris Way  
Aliso Viejo, CA 92656

Refer to our web site ([www.quest.com](http://www.quest.com)) for regional and international office information.

### Patents

Quest Software is proud of our advanced technology. Patents and pending patents may apply to this product. For the most current information about applicable patents for this product, please visit our website at [www.quest.com/legal](http://www.quest.com/legal).

This product includes patent pending technology. For the most current information about applicable patents for this product, please visit our website at [www.quest.com/legal](http://www.quest.com/legal).

### Trademarks

Quest, Quest Software, Benchmark Factory, Spotlight, LiteSpeed, SQL Navigator, vWorkspace, Toad, and the Quest logo are trademarks of Quest Software Inc. in the U.S.A. and other countries. For a complete list of Quest Software trademarks, please visit our website at [www.quest.com/legal](http://www.quest.com/legal). Microsoft, Windows, Windows Server, Visual Studio, SQL Server, SharePoint, Access and Excel are either registered trademarks or trademarks of Microsoft Corporation in the United States and/or other countries. Oracle is a trademark or registered trademark of Oracle and/or its affiliates in the United States and other countries. Citrix® and XenApp™ are trademarks of Citrix Systems, Inc. and/or one or more of its subsidiaries, and may be registered in the United States Patent and Trademark Office and in other countries. SAP is the registered trademark of SAP AG in Germany and in several other countries. IBM and DB2 are registered trademarks of International Business Machines Corporation. MySQL is a registered trademark of MySQL AB in the United States, the European Union and other countries. Google and Google Analytics are registered trademarks of Google Inc. PostgreSQL is a registered trademark of the PostgreSQL Community Association of Canada. Subversion is a trademark of the Apache Software Foundation. Snowflake® is a registered trademark of Snowflake Inc. in the United States and/or other countries. All other trademarks, servicemarks, registered trademarks, and registered servicemarks are property of their respective owners.

Toad Data Point 6.1.2

Release Notes

Wednesday, September 6, 2023