

Metalogix® StoragePoint 6.1.1

## Known Issues



© 2022 Quest Software Inc. ALL RIGHTS RESERVED.

This guide contains proprietary information protected by copyright. The software described in this guide is furnished under a software license or nondisclosure agreement. This software may be used or copied only in accordance with the terms of the applicable agreement. No part of this guide may be reproduced or transmitted in any form or by any means, electronic or mechanical, including photocopying and recording for any purpose other than the purchaser's personal use without the written permission of Quest Software Inc.

The information in this document is provided in connection with Quest Software products. No license, express or implied, by estoppel or otherwise, to any intellectual property right is granted by this document or in connection with the sale of Quest Software products. EXCEPT AS SET FORTH IN THE TERMS AND CONDITIONS AS SPECIFIED IN THE LICENSE AGREEMENT FOR THIS PRODUCT, QUEST SOFTWARE ASSUMES NO LIABILITY WHATSOEVER AND DISCLAIMS ANY EXPRESS, IMPLIED OR STATUTORY WARRANTY RELATING TO ITS PRODUCTS INCLUDING, BUT NOT LIMITED TO, THE IMPLIED WARRANTY OF MERCHANTABILITY, FITNESS FOR A PARTICULAR PURPOSE, OR NON-INFRINGEMENT. IN NO EVENT SHALL QUEST SOFTWARE BE LIABLE FOR ANY DIRECT, INDIRECT, CONSEQUENTIAL, PUNITIVE, SPECIAL OR INCIDENTAL DAMAGES (INCLUDING, WITHOUT LIMITATION, DAMAGES FOR LOSS OF PROFITS, BUSINESS INTERRUPTION OR LOSS OF INFORMATION) ARISING OUT OF THE USE OR INABILITY TO USE THIS DOCUMENT, EVEN IF QUEST SOFTWARE HAS BEEN ADVISED OF THE POSSIBILITY OF SUCH DAMAGES. Quest Software makes no representations or warranties with respect to the accuracy or completeness of the contents of this document and reserves the right to make changes to specifications and product descriptions at any time without notice. Quest Software does not make any commitment to update the information contained in this document.

If you have any questions regarding your potential use of this material, contact:

Quest Software Inc.  
Attn: LEGAL Dept.  
4 Polaris Way  
Aliso Viejo, CA 92656

Refer to our Web site (<https://www.quest.com>) for regional and international office information.

#### Patents

Quest Software is proud of our advanced technology. Patents and pending patents may apply to this product. For the most current information about applicable patents for this product, please visit our website at <https://www.quest.com/legal>.

#### Trademarks

Quest, the Quest logo, and Metalogix are trademarks and registered trademarks of Quest Software Inc. and its affiliates. For a complete list of Quest marks, visit <https://www.quest.com/legal/trademark-information.aspx>. All other trademarks and registered trademarks are property of their respective owners.

#### Legend

 **CAUTION:** A caution icon indicates potential damage to hardware or loss of data if instructions are not followed.

 **IMPORTANT, NOTE, TIP, MOBILE OR VIDEO:** An information icon indicates supporting information.

Metalogix® StoragePoint  
Updated August 2022  
Version 6.1.1

# Contents

<b>Known Issues</b> .....	<b>4</b>
Introduction .....	4
Installer May Not Always Rollback on Cancel .....	4
Installer May Fail if Critical Updates Are Missing .....	4
Uninstalling other Metalogix Products .....	4
Applying CU or Updates .....	4
Large File Support .....	5
Large File Content Type .....	5
FIPS Compliance .....	5
Incorrect Endpoint Size and BLOB Count on Dashboard .....	6
Using the Previous Version of SharePoint for the Look and Feel .....	6
SharePoint 2013 Eval Sites .....	6
Metalogix Archive Adapter .....	6
Loading Files Outside of the UI .....	7
Bulk Recall and Unused BLOB Cleanup .....	7
Selecting Scope for a Profile goes to Central Admin .....	7
Scheduling the Process Existing Jobs .....	7
Customized or Unghosted Files .....	8
Move-SPSite .....	9
Upgrade Support from Previous Versions of StoragePoint .....	9
Deprecated Data Types .....	10
Modern UI for SharePoint 2019 .....	10
BLOBS Not Being Removed by UBC .....	10
Upgrade from 5.9.0.74 to 6.1 is failing with a timeout error .....	11
Using a semi-colon when providing a password for SQL server authentication results in failed login error .....	11
When Metadata Change Rule Condition is Content Property=Folder, blobs are not archived .....	11
Masterkey error after migration (SharePoint 2013/SharePoint 2016) .....	11

**About Us ..... 13**  
    Contacting Quest ..... 13  
    Technical Support Resources ..... 13

# Large File Support

- StoragePoint has always been a tool to be used at the Site Collection Administrator and Farm Administrator level. When large file support is enabled by the administrator, the new user interface for Large File Uploads will be visible to anyone with contribute level or higher access, or with the Add Item security setting for a custom security level. These users may need some instruction on how to use the interface. Alternatively, it can be disabled farm-wide on the General Settings page. Please see the 'Administrators Should Know' section of the Metalogix StoragePoint Reference Guide for more information.
- If Large File Support is enabled, the Unused BLOB Cleanup job scans all content for orphaned BLOBs. If a Site Collection has recently been deleted, SharePoint doesn't delete it until the Gradual Site Delete timer job has been run. The Unused BLOB Cleanup job may return errors until the deleted site collection is removed by SharePoint. It is recommended that the Gradual Site Delete timer job be manually run, after deleting a Site Collection.
- Archiving and Records and Holds Management are not compatible with Large File Uploads. Only the aspx file is moved. In the case of Records management, declaring and/or undeclaring a record causes the aspx file to stay in the system cache.
- In some cases, the open action for a large file will not work. In this case, open the Large File Details window and use the download link. Using the download link from SharePoint will download the aspx file.
- Large File Support is not compatible with Microsoft Edge browser.

## Large File Content Type

When saving a storage profile, if a storage profile ever existed for the scope of the new profile, and Large File Support was enabled and used, a message about a duplicate content type might be displayed. The new profile is saved, however, and the message can be ignored.

The content type is called StoragePoint Document Link.

## FIPS Compliance

Enabling Federal Information Processing Standards (FIPS) can cause errors across the SharePoint farm and is not compatible with StoragePoint.

The following adapters are not FIPS compliant:

- EMC Atmos (supports SHA)
- HCP 9.2 (HCP 9.3 supports SHA-256,SHA-512, RIPEMD-160)
- IBM COS (supports SHA-256,SHA-512 etc)
- AmazonS3 (supports MD3)

- HS3
- Azure

## Incorrect Endpoint Size and BLOB Count on Dashboard

After running the unused blob cleanup to confirm dashboard metrics have been collected recently, there may still be a discrepancy between the data reported on the dashboard, and the actual number/size of data on the endpoints. If there seems to be a discrepancy, use the values directly from the endpoint.

If the endpoint has a retention period enabled over and above any retention periods configured in SharePoint (recycle bins) or StoragePoint (retention period), BLOBS on these endpoints may be counted as 'Unused BLOB Files Removed' in the Unused BLOB Cleanup Job Summary.

## Using the Previous Version of SharePoint for the Look and Feel

If sites are being created with a user interface from a previous version, i.e. creating a site in SharePoint 2013 with a SharePoint 2010 look, the StoragePoint controls will not be available. Please contact support with the SharePoint version and the exact version of StoragePoint. A solution can be made available.

## SharePoint 2013 Eval Sites

When upgrading to SharePoint 2013, there is an option to view the SharePoint 2010 sites as an evaluation copy in order to correct layout and format. The url of this site will be different than the copied site, and this may break the link to externalized BLOBs if content is copied.

## Metalogix Archive Adapter

The Metalogix Archive Adapter is not compatible with Endpoint Start Folder, when configuring the storage profile.

## Loading Files Outside of the UI

Content that is uploaded using PowerShell or some other third party tool will create extra BLOBs in the system cache. If this method is used, running the Unused BLOB cleanup will take care of the extra BLOBs.

## Bulk Recall and Unused BLOB Cleanup

After performing a Bulk Recall, it may be necessary to run the Unused BLOB Cleanup job to remove BLOBs from the endpoint. The Bulk Recall no longer removes blobs if they have not passed the BLOB retention period.

## Selecting Scope for a Profile goes to Central Admin

The issue occurs when selecting the scope of a profile. The change button is clicked which opens a window to show the SharePoint Farm structure. If a different Web Application is selected in the upper right corner, the new window that opens shows the Central Admin page instead of the list of Web Applications.

The root cause was that the Central Admin session that was opened to access StoragePoint was not using the default internal Alternate Access Mapping.

For example, to access Central Admin someone was using `http://servername.fullyqualified:100` and not `http://servername:100`. The default internal AAM should be used.

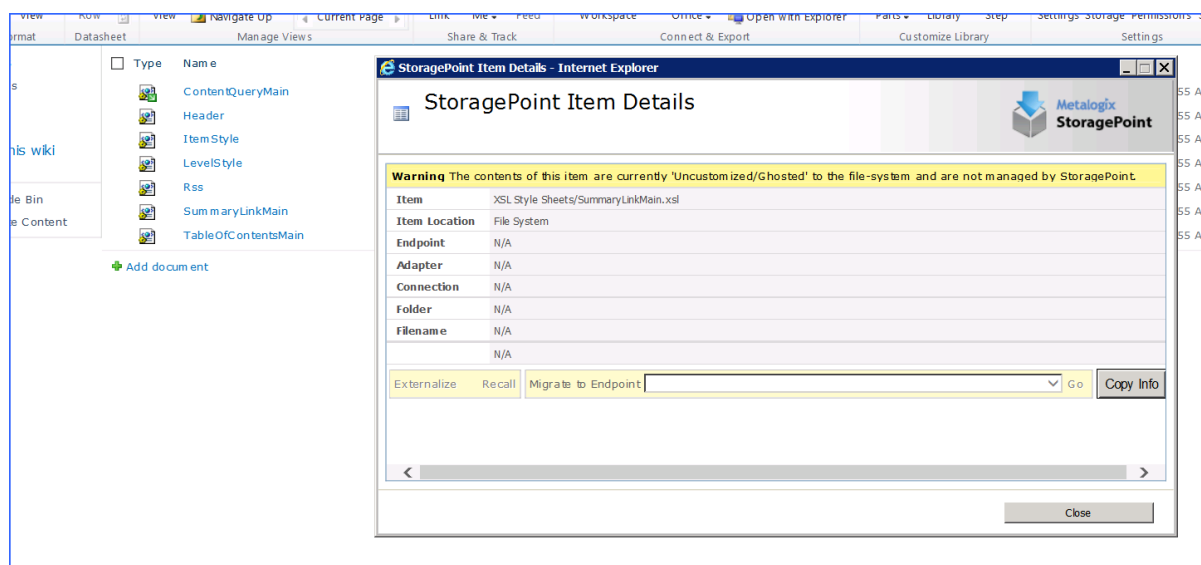
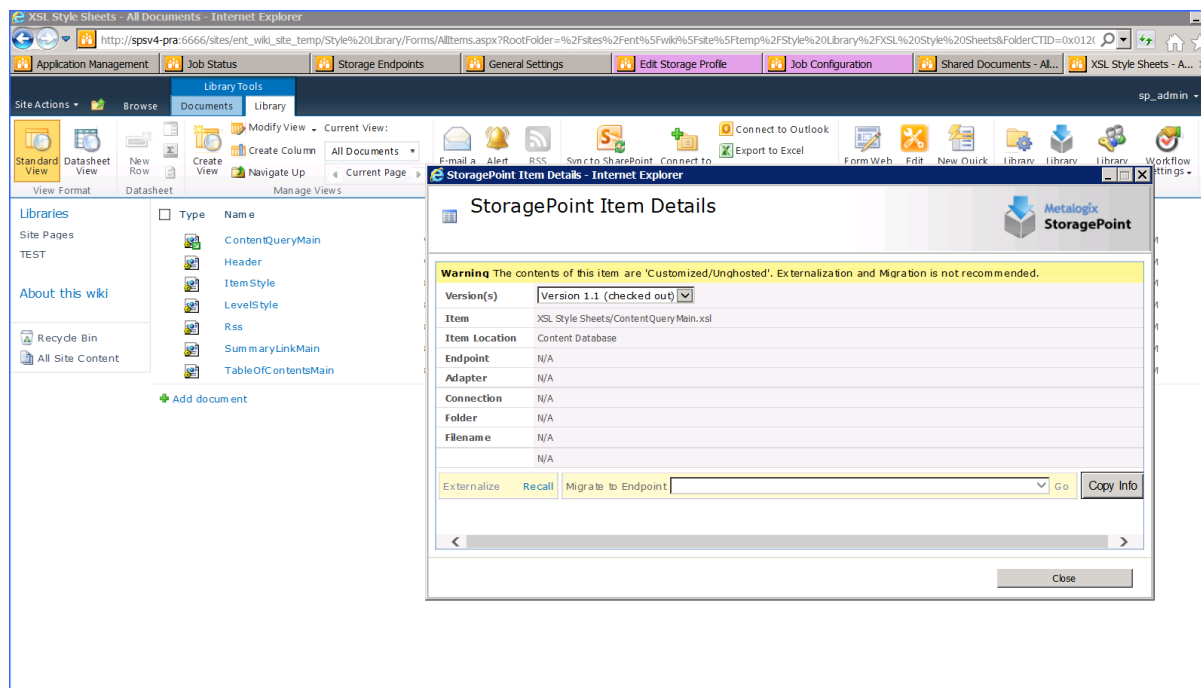
## Scheduling the Process Existing Jobs

When Archiving, Records or Holds are enabled on a profile, the Process Existing dialog is displayed when saving the profile. This allows those newly created rules to be applied to existing content, and categorically migrate the content to the correct endpoint.

If the job is to be scheduled for a later time (process existing content at a later time, such as when most users are not online) rather than immediately, the date and time pickers are displayed below, and scrolling down may be necessary.

# Customized or Unghosted Files

Customized or unghosted files will not be excluded from externalization unless the profile endpoint selection mode is asynchronous. See Synchronous versus Asynchronous in the Metalogix StoragePoint Reference Guide for more information.





# Move-SPSite

Until further updates are tested, Metalogix does not recommend the use of Move-SPSite for any content that is externalized using RBS.

The workaround for moving site collections within the same web-app scoped profile is to use Move-Site, with the same parameters as Move-SPSite. This command will not work for moving site collections from one content database to another, if the content databases are covered by separate profiles.

Only the following two use cases are supported for Move-SPSite cmdlet, and the following steps must be taken after the move.

1. Moving site from non-RBS content database to RBS content database (either WEB APP or content database scoped).
  - a. Perform an iis reset.
  - b. 'Reboot' the profile - Disable externalization, save, enable externalization, save. This will enable StoragePoint User Interface on the moved content, if applicable.
  - c. Perform a bulk externalization timer job to externalize content - it will be internalized after migration.
  
2. Moving site from RBS content database (either WEB APP or CDB scoped) to non-RBS content database
  - a. Perform an iis reset.
  - b. 'Reboot' the profile - Disable externalization, save, enable externalization, save. This will enable StoragePoint User Interface on the moved content, if applicable.
  - c. Perform a bulk externalization timer job to externalize content - it will be internalized after migration.
  - d. Run the Unused BLOB Cleanup timer job to remove orphaned BLOBs from the source.

# Upgrade Support from Previous Versions of StoragePoint

While Quest supports the latest two releases of StoragePoint as well as upgrades to the current release from the last two releases, often customers find themselves upgrading from versions that are no longer supported. Below is a chart of upgrade scenarios that will work. For versions older than those listed, an interim upgrade to version 5.5 will be required.

From	To
5.1.3084.0	5.1.3305.0 thru 5.5.43472.0
5.2.3572.0 thru 5.6.354.2	5.3.6928.0 thru Current

# Deprecated Data Types

Ntext, text, and image data types should not be used with StoragePoint as future versions of SQL server may remove them.

## Modern UI for SharePoint 2019

SharePoint 2019 introduced a new look and feel for the user interface. StoragePoint links will work on this new user interface, but some additional configuration is necessary.

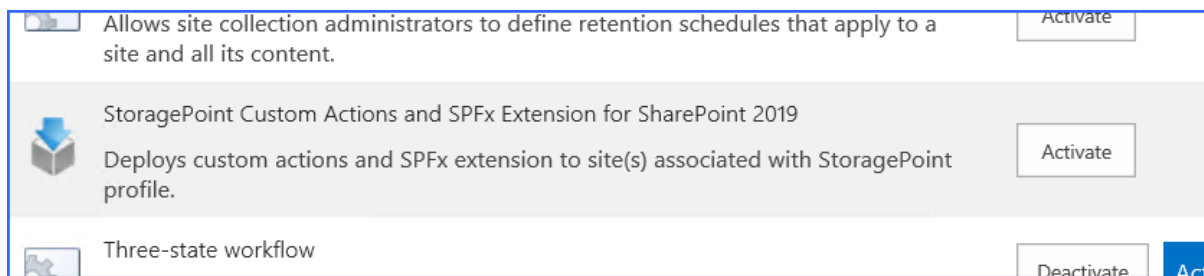
A Site Collection Feature will be deployed to SharePoint 2019 farms as of the 5.9.1 release. This feature should be enabled on the site collection for full StoragePoint user interface functionality.

Before activating the Site Collection Feature, an App Catalog must be configured for the web application, as well as an App Management service application.

Please reference the following articles for provisioning these resources.

<https://docs.microsoft.com/en-us/sharepoint/administration/configure-an-environment-for-apps-for-sharepoint#configure-the-subscription-settings-and-app-management-service-applications>  
<https://docs.microsoft.com/en-us/sharepoint/administration/manage-the-app-catalog>

When these steps are done, open the Site Collection Features (Gear Icon>Site Info>View All Site Settings), scroll to StoragePoint Custom Actions and SPFx Extension for SharePoint 2019 and click Activate.



## BLOBS Not Being Removed by UBC

Sometimes it may seem that BLOBS that should be removed by UBC are not getting removed. This may happen when items are removed from SharePoint, both recycle bins, but it is still stored in the content database. After the Database is cleared, the UBC will remove those BLOBS.

Use this script to check that items are still in the content database, and therefore not in scope for the UBC job.

```
*SQL  
SELECT AD.Id,DS.Content BlobRef, DS.Size,AD.TimeCreated,AD.Extension,DS.RbsId,AD.Level,AD.WebId,AD.ListId  
FROM DocStreams DS with(NOLOCK)
```

```
INNER JOIN DocsToStreams DTS with (NOLOCK) ON DTS.SiteId = DS.SiteId AND DTS.DocId = DS.DocId AND
DTS.Partition = DS.Partition AND DTS.BSN = DS.BSN
INNER JOIN AllDocs AD with (NOLOCK) ON DTS.SiteId = AD.SiteId AND DTS.DocId = AD.Id AND DTS.Level = AD.Level
WHERE DTS.HistVersion = 0 AND DS.RbsId IS NOT NULL AND AD.Id IN ('GUID(s)')
```

In some cases, if the profile is set up to run synchronously, and the UBC job is run before the Recycle Bin Timer Job (web app SharePoint timer job), some blobs may be left behind, but these will be picked up on the next run of the UBC Timer Job. Optionally, the Recycle Bin Timer Job can be run manually before running the UBC Timer Job to alleviate this situation.

## Upgrade from 5.9.0.74 to 6.1 is failing with a timeout error

When upgrading from 5.9.0.74 to 6.1, the upgrade fails with a timeout error. To upgrade from 5.9.0.74 to 6.1, first upgrade to 5.9.1, and then to 6.1.

## Using a semi-colon when providing a password for SQL server authentication results in failed login error

When a user uses SQL Server authentication for the "Access Credentials" and "Database Creation Login Credentials" wizards during configuration and provides a password that uses a semi-colon at the end, clicking the "Test Connection" button to validate the account results in StoragePoint raising an error, stating "An error occurred: Login failed for user 'sqluser'".

## When Metadata Change Rule Condition is Content Property=Folder, blobs are not archived

Blobs are not archived when the Metadata Change Rule Condition is Content Property = Folder when creating new folders in a Storage Profile.

## Masterkey error after migration (SharePoint 2013/SharePoint 2016)

If a user has moved CDB on to another SQL instance with a different SMK (service master key), the connection between the SMK and DMK will be broken. To work correctly (e.g. a STP upgrade) with those CDBs, StoragePoint needs to regenerate the DMK with the following SQL query:

```
OPEN MASTER KEY DECRYPTION BY PASSWORD = '<DMK password>'; -- password used to protect DMK on
previous/source SQL instance
ALTER MASTER KEY REGENERATE WITH ENCRYPTION BY PASSWORD = '<new or the same DMK password>'; -- could
be used the same password but this one will be "secured" by target SQL instance SMK
```

CLOSE MASTER KEY;

You do not need to regenerate DMK if CDB does not have DMK or if the existing DMK is working correctly.

---

## About Us

Quest creates software solutions that make the benefits of new technology real in an increasingly complex IT landscape. From database and systems management, to Active Directory and Office 365 management, and cyber security resilience, Quest helps customers solve their next IT challenge now. Around the globe, more than 130,000 companies and 95% of the Fortune 500 count on Quest to deliver proactive management and monitoring for the next enterprise initiative, find the next solution for complex Microsoft challenges and stay ahead of the next threat. Quest Software. Where next meets now. For more information, visit [www.quest.com](http://www.quest.com).

## Contacting Quest

For sales or other inquiries, visit [www.quest.com/contact](http://www.quest.com/contact).

## Technical Support Resources

Technical support is available to Quest customers with a valid maintenance contract and customers who have trial versions. You can access the Quest Support Portal at <https://support.quest.com>

The Support Portal provides self-help tools you can use to solve problems quickly and independently, 24 hours a day, 365 days a year. The Support Portal enables you to:

- Submit and manage a Service Request
- View Knowledge Base articles
- Sign up for product notifications
- Download software and technical documentation
- View how-to-videos
- Engage in community discussions
- Chat with support engineers online
- View services to assist you with your product