

# Safeguard for Privileged Passwords patch for version 6.10.1

## Release Notes

**01 July 2021, 07:41**

This patch includes the changes listed in the following sections. One Identity may generate additional patches for future releases of the product. For the most recent documents and product information, see [One Identity Safeguard for Privileged Passwords Technical Documentation](#).

## About this patch

This patch addresses three issues. The minimum version required for installing this patch is 6.10.

## Resolved issues

The following is a list of issues resolved in this patch.

**Table 1: General resolved issues**

Resolved issue	Issue ID
Fixed an intermittent issue with the password check/change/discovery process which failed to reload updated configuration.	275446
The new version of the web client now allows you to submit a request for user supplied credentials.	277529

Resolved issue	Issue ID
Time restrictions now working correctly in the web client for non-English languages.	277482

## Applicability of this patch

**Table 2: Products affected by this patch**


Product name	Version
Safeguard for Privileged Passwords	6.10

## Installing this patch

It is the responsibility of the Appliance Administrator to upgrade One Identity Safeguard for Privileged Passwords by installing an update file (patch).

**IMPORTANT:** Always back up your appliance before you install an update file. Once you install an update file, you cannot uninstall it.


### Installing the software patch

1. As an Appliance Administrator, log in to the Safeguard for Privileged Passwords desktop client.
2. Navigate to  **Administrative Tools | Settings | Appliance | Updates.**
3. Click **Upload a File** and browse to select the update file you downloaded from the One Identity support web site.  
When you select a file, Safeguard for Privileged Passwords uploads it to the server, but does not install it.
4. Once the file has successfully uploaded, click **Install Now.**

## Verifying successful completion

You can verify that the correct version has been successfully installed from the Safeguard for Privileged Passwords desktop client or the LCD on the Safeguard for Privileged Passwords Appliance.

### ***To determine if this patch is installed***

1. Log in to the Safeguard for Privileged Passwords desktop client as an Operations Administrator or an Appliance Administrator.
2. Navigate to  **Administrative Tools | Settings | Appliance | Appliance Information**.
3. Verify the correct appliance version is displayed in the appliance properties pane.

In addition, when the appliance is running, the LCD home screen on the front panel of the appliance displays Safeguard for Privileged Passwords 6.10.1. Therefore, you can verify the correct appliance version is running from there, as well.

## Removing this patch

Once you install a patch file, you cannot uninstall it.

## Product licensing

The Safeguard for Privileged Passwords 3000 Appliance and 2000 Appliance ship with the following modules, each requiring a valid license to enable functionality:

- One Identity Safeguard for Safeguard for Privileged Passwords (SPP)
- One Identity Safeguard for Privileged Sessions (SPS)  
SPS is a separate product. To update the SPS license, see the *Safeguard for Privileged Sessions Administration Guide*, Updating the SPS license.

### ***To add a Safeguard for Privileged Passwords module license***

The first time you log in to the Safeguard for Privileged Passwords desktop client as the Appliance Administrator, it prompts you to add a license. In addition, you can add additional Safeguard for Privileged Passwords module licenses.

1. Navigate to **Administrative Tools | Settings | Appliance | Licensing** in the desktop client.
2. Click **+**.
3. **Browse** to select the license file.  
Once you add a license, Safeguard for Privileged Passwords displays the current license information and additional links that allow you to update the license.
4. To add another module license, click **Add Another License** from the **Success** dialog.

**NOTE:** To avoid disruptions in the use of Safeguard for Privileged Passwords, the Appliance Administrator must configure the SMTP server, and define email templates for

the *License Expired* and the *License Expiring Soon* event types. This ensures you will be notified of an approaching expiration date.

## About us

One Identity solutions eliminate the complexities and time-consuming processes often required to govern identities, manage privileged accounts and control access. Our solutions enhance business agility while addressing your IAM challenges with on-premises, cloud and hybrid environments.

## Contacting us

For sales and other inquiries, such as licensing, support, and renewals, visit <https://www.oneidentity.com/company/contact-us.aspx>.

## Technical support resources

Technical support is available to One Identity customers with a valid maintenance contract and customers who have trial versions. You can access the Support Portal at <https://support.oneidentity.com/>.

The Support Portal provides self-help tools you can use to solve problems quickly and independently, 24 hours a day, 365 days a year. The Support Portal enables you to:

- Submit and manage a Service Request
- View Knowledge Base articles
- Sign up for product notifications
- Download software and technical documentation
- View how-to videos at [www.YouTube.com/OneIdentity](http://www.YouTube.com/OneIdentity)
- Engage in community discussions
- Chat with support engineers online
- View services to assist you with your product

**Copyright 2021 One Identity LLC.**

**ALL RIGHTS RESERVED.**

This guide contains proprietary information protected by copyright. The software described in this guide is furnished under a software license or nondisclosure agreement. This software may be used or copied only in accordance with the terms of the applicable agreement. No part of this guide may be reproduced or transmitted in any form or by any means, electronic or mechanical, including photocopying and recording for any purpose other than the purchaser's personal use without the written permission of One Identity LLC .

The information in this document is provided in connection with One Identity products. No license, express or implied, by estoppel or otherwise, to any intellectual property right is granted by this document or in connection with the sale of One Identity LLC products. EXCEPT AS SET FORTH IN THE TERMS AND CONDITIONS AS SPECIFIED IN THE LICENSE AGREEMENT FOR THIS PRODUCT, ONE IDENTITY ASSUMES NO LIABILITY WHATSOEVER AND DISCLAIMS ANY EXPRESS, IMPLIED OR STATUTORY WARRANTY RELATING TO ITS PRODUCTS INCLUDING, BUT NOT LIMITED TO, THE IMPLIED WARRANTY OF MERCHANTABILITY, FITNESS FOR A PARTICULAR PURPOSE, OR NON-INFRINGEMENT. IN NO EVENT SHALL ONE IDENTITY BE LIABLE FOR ANY DIRECT, INDIRECT, CONSEQUENTIAL, PUNITIVE, SPECIAL OR INCIDENTAL DAMAGES (INCLUDING, WITHOUT LIMITATION, DAMAGES FOR LOSS OF PROFITS, BUSINESS INTERRUPTION OR LOSS OF INFORMATION) ARISING OUT OF THE USE OR INABILITY TO USE THIS DOCUMENT, EVEN IF ONE IDENTITY HAS BEEN ADVISED OF THE POSSIBILITY OF SUCH DAMAGES. One Identity makes no representations or warranties with respect to the accuracy or completeness of the contents of this document and reserves the right to make changes to specifications and product descriptions at any time without notice. One Identity does not make any commitment to update the information contained in this document.

If you have any questions regarding your potential use of this material, contact:

One Identity LLC.  
Attn: LEGAL Dept  
4 Polaris Way  
Aliso Viejo, CA 92656

Refer to our Web site (<http://www.OneIdentity.com>) for regional and international office information.



**Patents**

One Identity is proud of our advanced technology. Patents and pending patents may apply to this product. For the most current information about applicable patents for this product, please visit our website at <http://www.OneIdentity.com/legal/patents.aspx>.

**Trademarks**

One Identity and the One Identity logo are trademarks and registered trademarks of One Identity LLC. in the U.S.A. and other countries. For a complete list of One Identity trademarks, please visit our website at [www.OneIdentity.com/legal](http://www.OneIdentity.com/legal). All other trademarks are the property of their respective owners.

**Legend**

-  **WARNING:** A WARNING icon highlights a potential risk of bodily injury or property damage, for which industry-standard safety precautions are advised. This icon is often associated with electrical hazards related to hardware.
-  **CAUTION:** A CAUTION icon indicates potential damage to hardware or loss of data if instructions are not followed.