



One Identity Safeguard for Privileged Sessions 6.0

Okta Multi-Factor Authentication -
Overview

Copyright 2020 One Identity LLC.

ALL RIGHTS RESERVED.

This guide contains proprietary information protected by copyright. The software described in this guide is furnished under a software license or nondisclosure agreement. This software may be used or copied only in accordance with the terms of the applicable agreement. No part of this guide may be reproduced or transmitted in any form or by any means, electronic or mechanical, including photocopying and recording for any purpose other than the purchaser's personal use without the written permission of One Identity LLC .

The information in this document is provided in connection with One Identity products. No license, express or implied, by estoppel or otherwise, to any intellectual property right is granted by this document or in connection with the sale of One Identity LLC products. EXCEPT AS SET FORTH IN THE TERMS AND CONDITIONS AS SPECIFIED IN THE LICENSE AGREEMENT FOR THIS PRODUCT, ONE IDENTITY ASSUMES NO LIABILITY WHATSOEVER AND DISCLAIMS ANY EXPRESS, IMPLIED OR STATUTORY WARRANTY RELATING TO ITS PRODUCTS INCLUDING, BUT NOT LIMITED TO, THE IMPLIED WARRANTY OF MERCHANTABILITY, FITNESS FOR A PARTICULAR PURPOSE, OR NON-INFRINGEMENT. IN NO EVENT SHALL ONE IDENTITY BE LIABLE FOR ANY DIRECT, INDIRECT, CONSEQUENTIAL, PUNITIVE, SPECIAL OR INCIDENTAL DAMAGES (INCLUDING, WITHOUT LIMITATION, DAMAGES FOR LOSS OF PROFITS, BUSINESS INTERRUPTION OR LOSS OF INFORMATION) ARISING OUT OF THE USE OR INABILITY TO USE THIS DOCUMENT, EVEN IF ONE IDENTITY HAS BEEN ADVISED OF THE POSSIBILITY OF SUCH DAMAGES. One Identity makes no representations or warranties with respect to the accuracy or completeness of the contents of this document and reserves the right to make changes to specifications and product descriptions at any time without notice. One Identity does not make any commitment to update the information contained in this document.

If you have any questions regarding your potential use of this material, contact:

One Identity LLC.
Attn: LEGAL Dept
4 Polaris Way
Aliso Viejo, CA 92656

Refer to our Web site (<http://www.OneIdentity.com>) for regional and international office information.


Patents

One Identity is proud of our advanced technology. Patents and pending patents may apply to this product. For the most current information about applicable patents for this product, please visit our website at <http://www.OneIdentity.com/legal/patents.aspx>.

Trademarks

One Identity and the One Identity logo are trademarks and registered trademarks of One Identity LLC. in the U.S.A. and other countries. For a complete list of One Identity trademarks, please visit our website at www.OneIdentity.com/legal. All other trademarks are the property of their respective owners.

Legend

 **WARNING:** A WARNING icon highlights a potential risk of bodily injury or property damage, for which industry-standard safety precautions are advised. This icon is often associated with electrical hazards related to hardware.

 **CAUTION:** A CAUTION icon indicates potential damage to hardware or loss of data if instructions are not followed.

Contents

Introduction	4
How SPS and Okta MFA work together	7
Technical requirements	9
Supported factors and scenarios	11
About us	12
Contacting us	12
Technical support resources	12

Introduction

This document describes how you can use the services of multi-factor authentication provider [Okta](#) to authenticate the sessions of your privileged users with One Identity Safeguard for Privileged Sessions (SPS).

One Identity Safeguard for Privileged Sessions:

One Identity Safeguard for Privileged Sessions (SPS) controls privileged access to remote IT systems, records activities in searchable, movie-like audit trails, and prevents malicious actions. SPS is a quickly deployable enterprise device, completely independent from clients and servers — integrating seamlessly into existing networks. It captures the activity data necessary for user profiling and enables full user session drill down for forensic investigations.

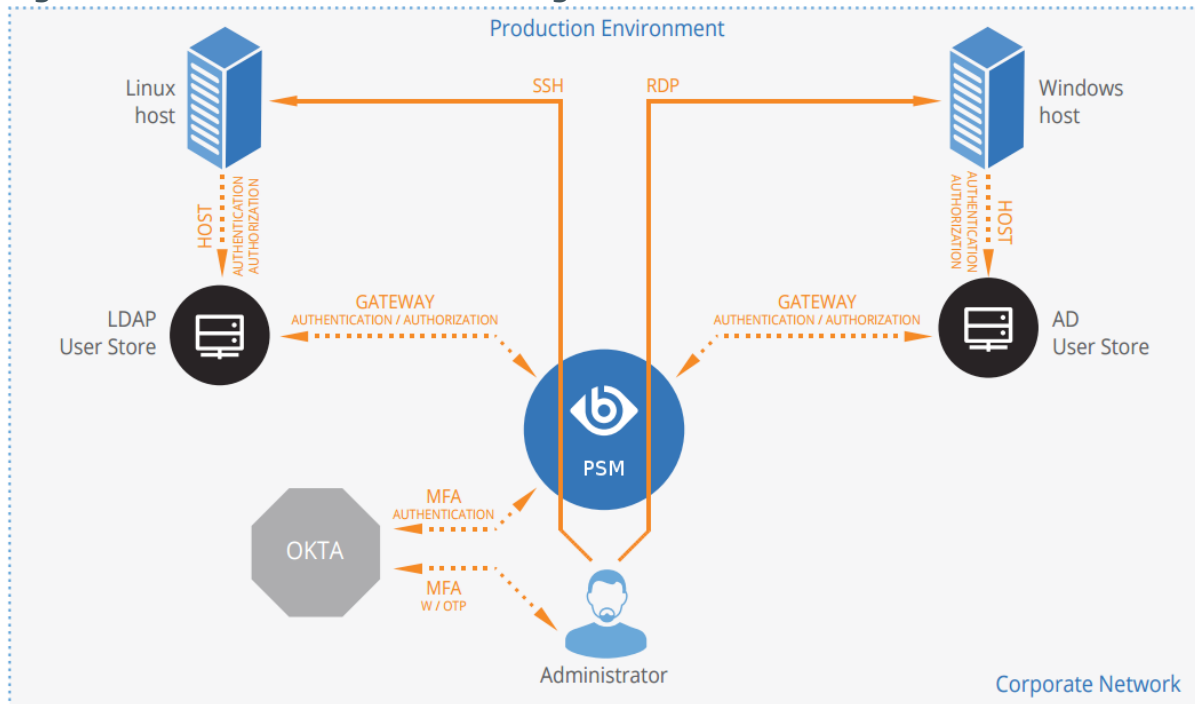
SPS acts as a central authentication gateway, enforcing strong authentication before users access sensitive IT assets. SPS can integrate with remote user directories to resolve the group memberships of users who access nonpublic information. Credentials for accessing information systems can be retrieved transparently from SPS's local credential store or a third-party password management system. This method protects the confidentiality of passwords as users can never access them. When used together with Okta (or another multi-factor authentication provider), SPS directs all connections to the authentication tool, and upon successful authentication, it permits the user to access the information system.

Okta Adaptive Multi-factor Authentication:

To support multi-factor authentication, SPS integrates with the identity management service Okta. This enables you to leverage an additional out-of-band factor (typically through the user's registered smartphone) when authenticating the user. The additional factor is processed in-line with the connection, so users do not have to switch to an external application to process the additional factor. This results in an efficient user experience that is readily accepted by the users.

The One Identity Safeguard for Privileged Sessions can interact with your Okta account and can automatically request multi-factor authentication for your privileged users who are accessing the servers and services protected by SPS.

Figure 1: How SPS and Okta work together



Solution benefits

Matt Magleby, Sr. Computer Scientist at Adobe

One Identity Safeguard for Privileged Sessions helps us meet a portion of our compliance and internal security requirements related to access management.

Using SPS together with Okta provides the following benefits.

- Easy-to-use multi-factor authentication to secure your privileged users who access your business-critical servers. The enforcement of a second-factor authentication and the availability of session recordings make the access of high-risk users more secure.
- Out-of-band authentication to protect against privileged identity theft
- Logs and audits administrative network traffic
- Integrates with existing LDAP user directory
- Easy and fast deployment and implementation: a network-level solution that does not require installing agents on clients or servers
- Can forward user logs into Splunk for long-term storage and analysis
- Supports SSH and RDP protocols to access both Linux and Windows servers, without disrupting the daily workflow of your system administrators and other privileged users
- Supports strong authentication methods, including SSH keys and certificates

Meet compliance requirements

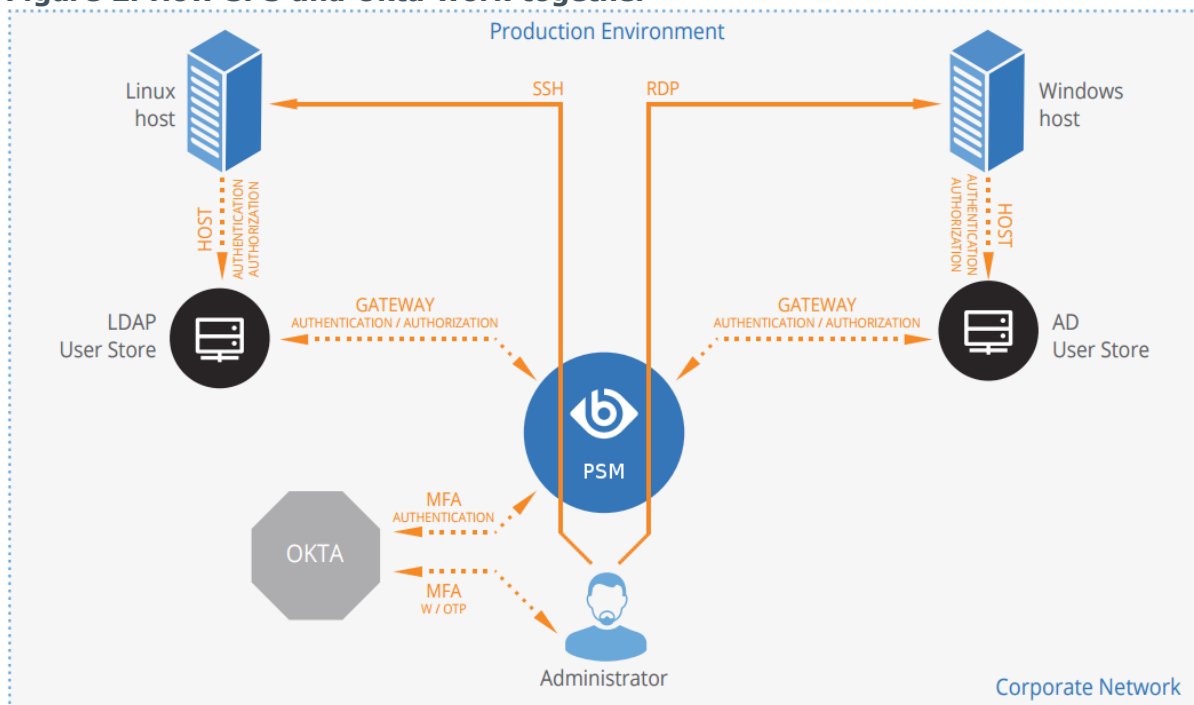
ISO 27001, ISO 27018, SOC 2, and other regulations and industry standards include authentication-related requirements, for example, multi-factor authentication (MFA) for accessing production systems, and the logging of all administrative sessions. In addition to other requirements, using SPS and Okta helps you comply with the following requirements:

- PCI DSS 8.3: Secure all individual non-console administrative access and all access to the cardholder data environment (CDE) using multi-factor authentication.
- PART 500.12 Multi-Factor Authentication: Covered entities are required to apply multi-factor authentication for:
 - Each individual accessing the covered entity's internal systems.
 - Authorized access to database servers that allow access to nonpublic information.
 - Third parties accessing nonpublic information.
- NIST 800-53 IA-2, Identification and Authentication, network access to privileged accounts: The information system implements multi-factor authentication for network access to privileged accounts

To read about the experiences of Adobe Experience Cloud business unit using SPS and Okta, [download our case study](#).

How SPS and Okta MFA work together

Figure 2: How SPS and Okta work together



1. A user attempts to log in to a protected server.

2. Gateway authentication on SPS

SPS receives the connection request and authenticates the user. SPS can authenticate the user to a number of external user directories, for example, LDAP, Microsoft Active Directory, or RADIUS. This authentication is the first factor.

3. Outband authentication on Okta

If gateway authentication is successful, SPS connects the Okta server to check which authentication factors are available for the user. Then SPS requests the second authentication factor from the user.

- For OTP-like authentication factors, SPS requests the one-time password (OTP) from the user, and sends it to the Okta server for verification.
 - For the Okta push notification factor, SPS asks the Okta server to check if the user successfully authenticated on the Okta server.
4. If multi-factor authentication is successful, the user can start working, while SPS records the user's activities. (Optionally, SPS can retrieve credentials from a local or external credential store or password vault, and perform authentication on the server with credentials that are not known to the user.)

Technical requirements

In order to successfully connect SPS with Okta, you need the following components.

In Okta:

- A valid Okta subscription that permits multi-factor authentication.
- An Okta API key. You will need it to configure the SPS plugin.
- Your users must be available in Okta.
- The users must activate their Okta accounts, and be able to perform the authentication required for the factor (for example, install the Okta mobile app, possess the required hardware token, and so on).
- A factor that the SPS plugin supports must be enabled in Okta. Note that this is a global setting, you cannot selectively enable factors. For a list of factors that SPS supports, see [Supported factors and scenarios](#).

In SPS:

- A One Identity Safeguard for Privileged Sessions appliance (virtual or physical), at least version 5 F1.
- A copy of the SPS Okta plugin. This plugin is an Authentication and Authorization (AA) plugin customized to work with the Okta multi-factor authentication service.
- SPS must be able to access the Internet (at least the services on <https://www.okta.com>). Since Okta is a cloud-based service provider, SPS must be able to access its web services to authorize the user.
- Depending on the factor you use to authenticate your users, your users might need Internet access as well, for example, to use the Okta Verify Push Notification factor. Note that the Okta app generates one-time passwords (OTPs) offline.
- SPS supports AA plugins in the RDP, SSH, and Telnet protocols.
- In RDP, using an **AA plugin** together with Network Level Authentication in a Connection Policy has the same limitations as using Network Level Authentication without domain membership. For details, see "[Network Level Authentication without domain membership](#)" in the [Administration Guide](#).

- In RDP, using an **AA plugin** requires TLS-encrypted RDP connections. For details, see ["Enabling TLS-encryption for RDP connections" in the Administration Guide](#).

Availability and support of the plugin

The SPS Okta plugin is available as-is, free of charge to every SPS customer from the [Plugin Page](#). In case you need any customizations or additional features, [contact our Professional Services Team](#).

You can use the plugin on SPS 5 F3 and later. If you need to use the plugin on SPS 5 LTS, [contact our Professional Services Team](#).

Supported factors and scenarios

The SPS Okta plugin can provide multi-factor authentication in the Remote Desktop (RDP), Secure Shell (SSH), and TELNET protocols. In RDP, using push notifications (when the user authenticates using the Okta mobil app) is the most convenient method. You can use another factor, but in this case the user must encode the OTP password into the username used in the connection, before trying to connect to the server.

Okta supports several different authentication backends ("factor types" in Okta terminology). When using one-time passwords (OTP-like factors), your users can specify which factor they use (from the ones available for them in Okta).

You can also set a default factor in the Okta configuration, it defaults to Okta Verify (One-Time Password).

The SPS Okta plugin supports the following authentication factors:

- Google Authenticator (One-Time Password)
- Okta Push Authentication
- Okta Verify (One-Time Password)
- RSA token
- Symantec token (One-Time Password)
- YubiKey token (One-Time Password)

You can also configure SPS to require multi-factor authentication only from selected users or usergroups. You can also specify exceptions, that is, require multi-factor authentication from everyone except the specified users. This allows you to have emergency or break-glass users who can access your servers even if the Okta services are not available. For details, see ["\[auth\]" in the Okta Multi-Factor Authentication - Tutorial](#).

One Identity solutions eliminate the complexities and time-consuming processes often required to govern identities, manage privileged accounts and control access. Our solutions enhance business agility while addressing your IAM challenges with on-premises, cloud and hybrid environments.

Contacting us

For sales and other inquiries, such as licensing, support, and renewals, visit <https://www.oneidentity.com/company/contact-us.aspx>.

Technical support resources

Technical support is available to One Identity customers with a valid maintenance contract and customers who have trial versions. You can access the Support Portal at <https://support.oneidentity.com/>.

The Support Portal provides self-help tools you can use to solve problems quickly and independently, 24 hours a day, 365 days a year. The Support Portal enables you to:

- Submit and manage a Service Request
- View Knowledge Base articles
- Sign up for product notifications
- Download software and technical documentation
- View how-to videos at www.YouTube.com/OneIdentity
- Engage in community discussions
- Chat with support engineers online
- View services to assist you with your product