



One Identity Manager 8.0.5

Language Pack Guide

Copyright 2020 One Identity LLC.

ALL RIGHTS RESERVED.

This guide contains proprietary information protected by copyright. The software described in this guide is furnished under a software license or nondisclosure agreement. This software may be used or copied only in accordance with the terms of the applicable agreement. No part of this guide may be reproduced or transmitted in any form or by any means, electronic or mechanical, including photocopying and recording for any purpose other than the purchaser's personal use without the written permission of One Identity LLC .

The information in this document is provided in connection with One Identity products. No license, express or implied, by estoppel or otherwise, to any intellectual property right is granted by this document or in connection with the sale of One Identity LLC products. EXCEPT AS SET FORTH IN THE TERMS AND CONDITIONS AS SPECIFIED IN THE LICENSE AGREEMENT FOR THIS PRODUCT, ONE IDENTITY ASSUMES NO LIABILITY WHATSOEVER AND DISCLAIMS ANY EXPRESS, IMPLIED OR STATUTORY WARRANTY RELATING TO ITS PRODUCTS INCLUDING, BUT NOT LIMITED TO, THE IMPLIED WARRANTY OF MERCHANTABILITY, FITNESS FOR A PARTICULAR PURPOSE, OR NON-INFRINGEMENT. IN NO EVENT SHALL ONE IDENTITY BE LIABLE FOR ANY DIRECT, INDIRECT, CONSEQUENTIAL, PUNITIVE, SPECIAL OR INCIDENTAL DAMAGES (INCLUDING, WITHOUT LIMITATION, DAMAGES FOR LOSS OF PROFITS, BUSINESS INTERRUPTION OR LOSS OF INFORMATION) ARISING OUT OF THE USE OR INABILITY TO USE THIS DOCUMENT, EVEN IF ONE IDENTITY HAS BEEN ADVISED OF THE POSSIBILITY OF SUCH DAMAGES. One Identity makes no representations or warranties with respect to the accuracy or completeness of the contents of this document and reserves the right to make changes to specifications and product descriptions at any time without notice. One Identity does not make any commitment to update the information contained in this document.

If you have any questions regarding your potential use of this material, contact:

One Identity LLC.
Attn: LEGAL Dept
4 Polaris Way
Aliso Viejo, CA 92656

Refer to our Web site (<http://www.OneIdentity.com>) for regional and international office information.




Patents

One Identity is proud of our advanced technology. Patents and pending patents may apply to this product. For the most current information about applicable patents for this product, please visit our website at <http://www.OneIdentity.com/legal/patents.aspx>.

Trademarks

One Identity and the One Identity logo are trademarks and registered trademarks of One Identity LLC. in the U.S.A. and other countries. For a complete list of One Identity trademarks, please visit our website at www.OneIdentity.com/legal. All other trademarks are the property of their respective owners.

Legend

-  **WARNING:** A WARNING icon indicates a potential for property damage, personal injury, or death.
-  **CAUTION:** A CAUTION icon indicates potential damage to hardware or loss of data if instructions are not followed.
-  **IMPORTANT, NOTE, TIP, MOBILE, or VIDEO:** An information icon indicates supporting information.

Contents

One Identity Manager Language Packs	4
Prerequisites	4
Importing language files into One Identity Manager	5
Importing language files into Data Governance Edition	6
About us	7
Contacting us	7
Technical support resources	7

One Identity Manager Language Packs

By default, One Identity Manager provides support for two languages - English and German. However, the web portal can be displayed in additional languages, based on the current browser language being used.

This guide contains the information required to localize One Identity Manager and Data Governance Edition deployments. It is intended for network administrators, consultants, and any other IT professionals using the product.

Prerequisites

- One Identity Manager Language Pack .CSV files that contain the localized files
- One Identity Manager Designer
- *One Identity Manager Installation Guide*
- *One Identity Manager Configuration Guide*

1 | **NOTE:** The complete localization package can be found on the One Identity Manager download page on the Support Portal (<https://support.oneidentity.com/identity-manager/download-new-releases>).

Importing language files into One Identity Manager

The import process:

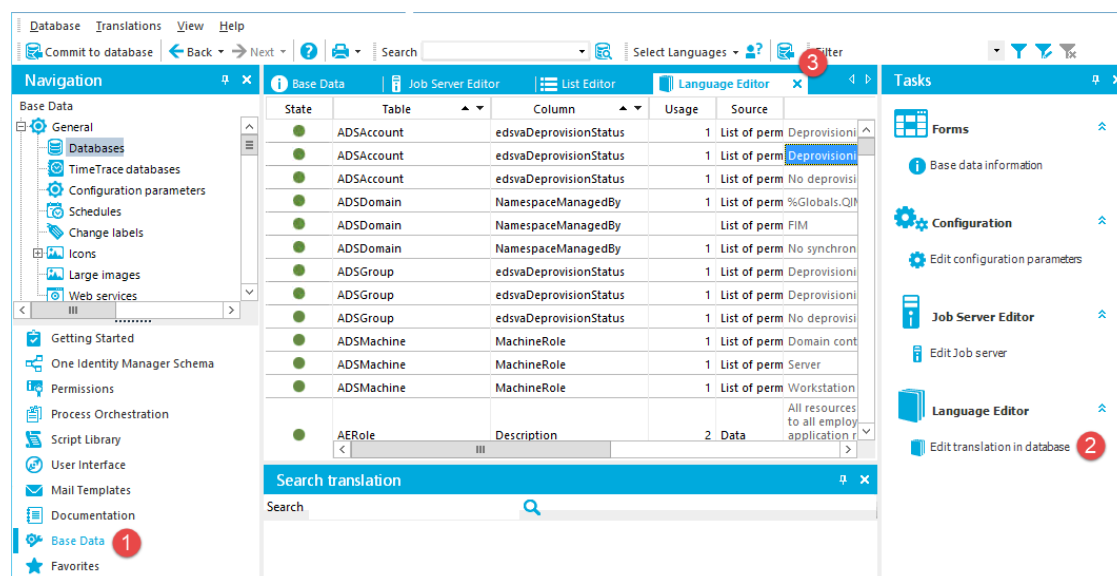
- creates new entries in the "DialogMultilanguage" table.
- updates existing entries (search based on columns Table,Column and Key) in table "DialogMultilanguage".
- does not delete any files.

To import the files using the Designer

1. In the lower pane of the navigation view, select **Base Data**.
2. In the Language Editor Task pane (far right pane), select the **Edit translation in database**.

The Language Editor appears.

3. Click the **Import** toolbar button.



4. Navigate to the required .csv language file, and click **Open**.

The file import may take several minutes to complete. Click the **Commit to database** toolbar button to save the files to the One Identity Manager database.

NOTE: There are separate language packs for each module and each language, allowing you to install the required translations for the modules you have installed. Repeat this import process for each language pack to want to install.

Once the language files are imported into One Identity Manager, there are no additional steps required to configure the web portal to display in a different language. The web portal will display in the current browser language. For information on installing the web portal, see the *One Identity Manager Installation Guide*.

Importing language files into Data Governance Edition

To import an available language

- Copy the culture folder with the localized dlls into the Data Governance Server installation SoftwareLoader folder (%ProgramFiles%\One Identity\One Identity Manager Data Governance Edition\Server\SoftwareLoader).

One Identity solutions eliminate the complexities and time-consuming processes often required to govern identities, manage privileged accounts and control access. Our solutions enhance business agility while addressing your IAM challenges with on-premises, cloud and hybrid environments.

Contacting us

For sales or other inquiries, visit <https://www.oneidentity.com/company/contact-us.aspx> or call +1-800-306-9329.

Technical support resources

Technical support is available to One Identity customers with a valid maintenance contract and customers who have trial versions. You can access the Support Portal at <https://support.oneidentity.com/>.

The Support Portal provides self-help tools you can use to solve problems quickly and independently, 24 hours a day, 365 days a year. The Support Portal enables you to:

- Submit and manage a Service Request
- View Knowledge Base articles
- Sign up for product notifications
- Download software and technical documentation
- View how-to videos at www.YouTube.com/OneIdentity
- Engage in community discussions
- Chat with support engineers online
- View services to assist you with your product