

# Quest<sup>®</sup> NetVault<sup>®</sup> Backup Plug-in *for NDMP* 11.1 Release Notes

**August 2016**

**Revised March 2017**

These release notes provide information about the Quest<sup>®</sup> NetVault<sup>®</sup> Backup Plug-in *for NDMP* release.

Topics:

- [About this release](#)
- [New features](#)
- [Resolved issues](#)
- [Known issues](#)
- [System requirements](#)
- [Product licensing](#)
- [Upgrade and installation instructions](#)
- [More resources](#)
- [Globalization](#)
- [About us](#)

## About this release

Quest NetVault Backup (NetVault Backup) Plug-in *for NDMP* (Plug-in *for NDMP*) is an advanced data protection solution for information stored in Network Attached Storage (NAS) devices running Network Data Management Protocol (NDMP). It provides efficient backup and recovery options regardless of the NDMP network configuration model in use. The plug-in also offers advanced features, including browsable volume selection and Direct Access Restore (DAR), which lets you quickly find what must be restored to provide rapid time-to-recovery.

Plug-in *for NDMP* 11.1 is a minor release, with new features and functionality.

# New features

New features in NetVault Backup Plug-in for NDMP 11.1: A pure 64-bit version of the Plug-in for NDMP is now available for 64-bit Windows operating systems. To use this version of the plug-in, you require NetVault Backup 11.1 or later. (29803)

# Resolved issues

The following is a list of issues addressed in this release.

Table 1. Resolved issues

Resolved issue	Issue ID
Added an option to retain the subjobs generated during Phase 2 backups if the Duplicate or Data Copy job fails. By default, NetVault Backup removes the subjobs for Phase 2 backups whether the phase completes successfully or fails. You can use the <b>Delete Unsuccessful Jobs On Completion</b> setting to change the default behavior. If you clear this check box, the subjobs generated during Phase 2 backups are removed only if both Phase 1 and Phase 2 backups complete successfully.	29728

# Known issues

The following is a list of issues, including those issues attributed to third-party products, known to exist at the time of release.

Table 2. General known issues

Known issue	Issue ID
The filenames containing characters from the extended character set are not displayed correctly in the restore selection tree.	13037 (NCG-203)
If the NetVault Backup Service is stopped when the status of a restartable NDMP backup job is <b>“Waiting to Retry Backup”</b> , the drives in use by that job become offline.	13121 (NCG-289)

### To bring a drive back online

- 1 In the Navigation pane, click **Manage Devices**, and then in the list of devices, click the applicable drive or the corresponding Manage Device icon.
- 2 On the **Tape Drive Management** page, click **Check**.

If a filer reboots or there is a loss of network connectivity with the filer while the plug-in is running, the filer-attached drive goes offline with the message **“Command Failed, Re-initializing Driver”** when the plug-in tries to access the drive after the NAS Device is brought back online. After a few minutes, the drive recovers and becomes online, but you must perform a manual check before using the drive.

### To perform a manual check

- 1 In the Navigation pane, click **Manage Devices**, and then in the list of devices, click the applicable drive or the corresponding Manage Device icon.
- 2 On the **Tape Drive Management** page, click **Check**.

If you had issued any load or unload requests before performing this procedure, try them again after the check.

**Table 2. General known issues**

Known issue	Issue ID
<p>The history component of a dump, which tracks the various levels of dumps in the series, is transferred as the last item in a dump backup. This component the time taken to generate the backup index; it also increases the processor and memory usage for a job</p>	
<p>When a job starts child jobs, the user logged in to NetVault Backup when creating the parent job remains the owner of the parent job, but the child jobs are owned by the default user. This issue can affect NetVault Backup Reports, <b>Job Status</b> page, and other functionality that depend on job ownership.</p>	

**Table 3. Filer-specific known issues**

Known issue	Issue ID
<b>EMC Celerra</b>	
<p>If an EMC Celerra reboots or there is a network connectivity loss with the device while a job is in progress, the plug-in does not automatically cancel the job. You must manually cancel the job.</p>	
<b>EMC Celerra</b>	
<p>After adding the first filer-attached device, a delay of up to 30 minutes may occur when you try to add the other devices attached to the EMC Celerra. The delay occurs when NetVault Backup attempts to scan the device for addition.</p>	
<b>EMC Celerra</b>	773
<p>Selective restores with Plug-in for FileSystem using EMC Celerra attached tape device is not supported.</p>	
<b>Hitachi BlueArc</b>	
<p>Due to a fault in the Data Copy Plug-in, restores with Duplicate or Data Copy savesets fail for the Hitachi BlueArc. This failure is only encountered on Windows platform. Moreover, only a particular configuration causes this problem. It only occurs when the original savesets are generated using drives local to the NetVault Backup Server, while the Duplicate or Data Copy savesets are generated using drives that are local to the filer.</p>	
<b>Hitachi BlueArc</b>	
<p>Hitachi Essential NAS does not support Direct Access Restore (DAR).</p>	
<b>Hitachi BlueArc</b>	13274 (NCG-442)
<p>Hitachi Essential NAS does not support Rename and Relocate options.</p>	
<b>Hitachi Essential NAS</b>	
<p>Hitachi Essential NAS only supports backups and restores to NetVault Backup Server or Client attached backup devices.</p>	
<b>Isilon OneFS</b>	
<p>Isilon OneFS 4.7.2.x does not support child-level data selection for restore. This limitation is imposed by a syntax handling error. Restore job on OneFS 4.7.4.x requires you to select data at the parent-level</p>	
<b>NetApp ONTAP</b>	
<p>Backups and restores involving tape spans on NetApp ONTAP GX filers may display the error message "Tape Reading Operation Terminated." This error is expected. Despite this error message, the backup or restore job preserves data integrity.</p>	
<b>NetApp ONTAP</b>	
<p>On NetApp ONTAP 7.1, you may encounter errors during Direct Access Restores. You must upgrade to ONTAP 7.1.1 or a later version to resolve this issue.</p>	
<b>NetApp ONTAP</b>	27982
<p>Restore of selective files from filer-attached devices fail with the error "tape read error."</p>	

Table 3. Filer-specific known issues

Known issue	Issue ID
<b>NetApp ONTAP</b> If a device hosted on a different node is specified for a backup or restore job, the plug-in performs an affinity match and uses a local device instead of using the specified shared device.	28510
<b>NetApp ONTAP</b> If a device failure occurs during an NDMP backup or restore operation, the job does not fail; it has to be canceled manually.	28798
<b>Sun StorageTek 5320</b> On a Sun StorageTek 5320 filer running OS 4.20 M3 Build 1, the plug-in may erroneously mark a used media as bad after attempting to read the header. This error occurs when you try to blank media from the GUI or CLI. To avoid this problem, upgrade to OS 4.21 or later.	

## System requirements

Before installing Plug-in for NDMP 11.1, ensure that your system meets the following minimum hardware and software requirements.

Table 4. System requirements

Requirement	Details
NetVault Backup versions	The Plug-in for NDMP 11.1 requires NetVault Backup 10.0.5 or later. To use pure 64-bit version of the plug-in on Windows-based machines, you require NetVault Backup 11.1 or later. For complete supported-platform information, see the <i>Quest NetVault Backup Compatibility Guide</i> available at <a href="https://support.quest.com/technical-documents">https://support.quest.com/technical-documents</a> .
Appliance and vendor software	For NAS and NDMP compatibility information, see the <i>Quest NetVault Backup Compatibility Guide</i> available at <a href="https://support.quest.com/technical-documents">https://support.quest.com/technical-documents</a> .

## Upgrade and compatibility

- Select the correct installation package on Linux and Windows:** NetVault Backup offers separate client-only and server-only installation packages for Linux- and Windows-based systems. Both the server and the client packages are available in hybrid and pure 64-bit versions:
  - Hybrid server and client packages:** The hybrid packages are intended for users who do not have a pure 64-bit-only requirement.  
 These packages let you upgrade from pure 32-bit and hybrid installations of NetVault Backup. The hybrid packages retain binary compatibility with all previous versions of 32-bit and 64-bit plug-ins. These packages also work on 32-bit systems that do not have 64-bit capability.
  - Pure 64-bit server and client packages:** The pure 64-bit packages are intended for pure 64-bit operating systems. If you have a specific reason that you cannot use any 32-bit components (for example, you are using a Linux distribution that does not run 32-bit code), use these packages.  
 The pure 64-bit packages cannot be used to upgrade existing pure 32-bit or hybrid NetVault Backup installations. You must remove the existing pure 32-bit or hybrid version and install the pure 64-bit version separately. To reduce confusion, warning messages have been added to both the upgrade and installation packages to ensure that you understand that they are incompatible.

Depending on your OS type, make sure that you select the correct installation package to install the NetVault Backup Server software:

- **netvault-<RYYYYMMDD>-vx.x.x.x-Server-{LinuxX86Hybrid|WindowsX86Hybrid}**: Use this package to install or upgrade NetVault Backup Server on 32-bit or 64-bit systems.
- **netvault-<RYYYYMMDD>-vx.x.x.x-Server-{LinuxX86Pure64|WindowsX86Pure64}**: Use this package to install or upgrade NetVault Backup Server on pure 64-bit systems.

For client installations, make sure that you select the appropriate package based on your system.

Table 5. Pure64 builds

OS	Core Build	Plug-in				
		32-bit	64-bit	Hybrid	Itanium	Pure64
32-bit	32-bit	X		X		
	Hybrid	X		X		
64-bit	Itanium				X	
	64-bit		X	X		
	Hybrid	X	X	X		
	Pure64					X

**i** | **NOTE:** X = Compatible

## Product licensing

To obtain the license key for your NetVault Backup Server environment, you must first provide the NetVault Machine ID of your main NetVault Backup Server along with the machine IDs of clients running any licensed plug-in.

You can use the NetVault Configuration Wizard to install the product license keys. Alternatively, you can install the license keys from the **Manage Clients** page.

- [Obtaining a machine ID](#)
- [Installing a license key using the configuration wizard](#)
- [Installing a license key from the Manage Clients page](#)

## Obtaining a machine ID

- 1 Start the NetVault Backup WebUI.
- 2 In the Navigation pane, click **Manage Clients**.
- 3 In the **NetVault Backup Clients** list, select the applicable machine, and click **Manage**.
- 4 On the **View Client** page, note the machine ID exactly as it is displayed in the **Client Summary** table.

# Installing a license key using the configuration wizard

- 1 In the **Navigation** pane, click **Guided Configuration**.
- 2 On the **NetVault Configuration Wizard** page, click **Install Licenses**.
- 3 In the **NetVault Backup Clients** list, select the applicable machine, and click **Next**.
- 4 In the **Enter the license key string** box, type or copy and paste the license key, and click **Apply**.  
After the key is applied successfully, a message is displayed.

# Installing a license key from the Manage Clients page

- 1 In the **Navigation** pane, click **Manage Clients**.
- 2 In the **NetVault Backup Clients** list, select the applicable machine, and click **Manage**.
- 3 On the **View Client** page, click **Install License**.
- 4 In the **Install License** dialog box, type or copy and paste the license key, and click **Apply**.  
After the key is applied successfully, a message is displayed.
- 5 To dismiss the dialog box, click **Close**.

# Upgrade and installation instructions

For upgrade and installation instructions, see the *Quest NetVault Backup Plug-in for NDMP User's Guide*.

# More resources

Additional information is available from the following:

- [Online product documentation](#)
- [NetVault community](#)

# Globalization

This section contains information about installing and operating this product in non-English configurations, such as those needed by customers outside of North America. This section does not replace the materials about supported platforms and configurations found elsewhere in the product documentation.

This release supports any single-byte or multi-byte character set. It supports simultaneous operation with multilingual data. This release is targeted to support operations in the following regions: North America, Western Europe and Latin America, Central and Eastern Europe, Far-East Asia, and Japan.

The release is localized to the following languages: Chinese (Simplified), French, German, Japanese, and Korean.

## About us

### We are more than just a name

We are on a quest to make your information technology work harder for you. That is why we build community-driven software solutions that help you spend less time on IT administration and more time on business innovation. We help you modernize your data center, get you to the cloud quicker and provide the expertise, security and accessibility you need to grow your data-driven business. Combined with Quest's invitation to the global community to be a part of its innovation, and our firm commitment to ensuring customer satisfaction, we continue to deliver solutions that have a real impact on our customers today and leave a legacy we are proud of. We are challenging the status quo by transforming into a new software company. And as your partner, we work tirelessly to make sure your information technology is designed for you and by you. This is our mission, and we are in this together. Welcome to a new Quest. You are invited to Join the Innovation™.

### Our brand, our vision. Together.

Our logo reflects our story: innovation, community and support. An important part of this story begins with the letter Q. It is a perfect circle, representing our commitment to technological precision and strength. The space in the Q itself symbolizes our need to add the missing piece—you—to the community, to the new Quest.

## Contacting Quest

For sales or other inquiries, visit <https://www.quest.com/company/contact-us.aspx> or call +1-949-754-8000.

## Technical support resources

Technical support is available to Quest customers with a valid maintenance contract and customers who have trial versions. You can access the Quest Support Portal at <https://support.quest.com>.

The Support Portal provides self-help tools you can use to solve problems quickly and independently, 24 hours a day, 365 days a year. The Support Portal enables you to:

- Submit and manage a Service Request.
- View Knowledge Base articles.
- Sign up for product notifications.
- Download software and technical documentation.
- View how-to-videos.
- Engage in community discussions.

- Chat with support engineers online.
- View services to assist you with your product.

# Third-party contributions

This product contains the following third-party components. For third-party license information, go to <https://www.quest.com/legal/license-agreements.aspx>. Source code for components marked with an asterisk (\*) is available at <https://opensource.quest.com>.

**Table 6. List of third-party contributions**

Component	License or acknowledgment
Iconv 1.9.1	<p>GNU Library General License 2</p> <p>Copyright Notice</p> <p>Copyright (C) 2003 Free Software Foundation, Inc.</p> <p>This file is part of the GNU CHARSET Library. The GNU CHARSET Library is free software; you can redistribute it and/or modify it under the terms of the GNU Library General Public License as published by the Free Software Foundation; either version 2 of the License, or (at your option) any later version.</p> <p>GNU LIBRARY GENERAL PUBLIC LICENSE</p> <p>Version 2, June 1991</p> <p>Copyright (C) 1991 Free Software Foundation, Inc. 59 Temple Place - Suite 330, Boston, MA 02111-1307, USA</p> <p>Everyone is permitted to copy and distribute verbatim copies of this license document, but changing it is not allowed.</p> <p>[This is the first released version of the library GPL. It is numbered 2 because it goes with version 2 of the ordinary GPL.]</p> <p>Preamble</p> <p>The licenses for most software are designed to take away your freedom to share and change it. By contrast, the GNU General Public Licenses are intended to guarantee your freedom to share and change free software—to make sure the software is free for all its users.</p> <p>This license, the Library General Public License, applies to some specially designated Free Software Foundation software, and to any other libraries whose authors decide to use it. You can use it for your libraries, too.</p> <p>When we speak of free software, we are referring to freedom, not price. Our General Public Licenses are designed to make sure that you have the freedom to distribute copies of free software (and charge for this service if you wish), that you receive source code or can get it if you want it, that you can change the software or use pieces of it in new free programs; and that you know you can do these things.</p>



**Table 6. List of third-party contributions**

Component	License or acknowledgment
	<p>To protect your rights, we need to make restrictions that forbid anyone to deny you these rights or to ask you to surrender the rights. These restrictions translate to certain responsibilities for you if you distribute copies of the library, or if you modify it.</p> <p>For example, if you distribute copies of the library, whether gratis or for a fee, you must give the recipients all the rights that we gave you. You must make sure that they, too, receive or can get the source code. If you link a program with the library, you must provide complete object files to the recipients so that they can relink them with the library, after making changes to the library and recompiling it. And you must show them these terms so they know their rights.</p> <p>Our method of protecting your rights has two steps: (1) copyright the library, and (2) offer you this license which gives you legal permission to copy, distribute and/or modify the library.</p> <p>Also, for each distributor's protection, we want to make certain that everyone understands that there is no warranty for this free library. If the library is modified by someone else and passed on, we want its recipients to know that what they have is not the original version, so that any problems introduced by others will not reflect on the original authors' reputations.</p> <p>Finally, any free program is threatened constantly by software patents. We wish to avoid the danger that companies distributing free software will individually obtain patent licenses, thus in effect transforming the program into proprietary software. To prevent this, we have made it clear that any patent must be licensed for everyone's free use or not licensed at all.</p> <p>Most GNU software, including some libraries, is covered by the ordinary GNU General Public License, which was designed for utility programs. This license, the GNU Library General Public License, applies to certain designated libraries. This license is quite different from the ordinary one; be sure to read it in full, and don't assume that anything in it is the same as in the ordinary license.</p> <p>The reason we have a separate public license for some libraries is that they blur the distinction we usually make between modifying or adding to a program and simply using it. Linking a program with a library, without changing the library, is in some sense simply using the library, and is analogous to running a utility program or application program. However, in a textual and legal sense, the linked executable is a combined work, a derivative of the original library, and the ordinary General Public License treats it as such.</p> <p>Because of this blurred distinction, using the ordinary General Public License for libraries did not effectively promote software sharing, because most developers did not use the libraries. We concluded that weaker conditions might promote sharing better.</p> <p>However, unrestricted linking of non-free programs would deprive the users of those programs of all benefit from the free status of the libraries themselves. This Library General Public License is intended to permit developers of non-free programs to use free libraries, while preserving your freedom as a user of such programs to change the free libraries that are incorporated in them. (We have not seen how to achieve this as regards changes in header files, but we have achieved it as regards changes in the actual functions of the Library.) The hope is that this will lead to faster development of free libraries.</p> <p>The precise terms and conditions for copying, distribution and modification follow. Pay close attention to the difference between a "work based on the library" and a "work that uses the library". The former contains code derived from the library, while the latter only works together with the library.</p> <p>Note that it is possible for a library to be covered by the ordinary General Public License rather than by this special one.</p>

**Table 6. List of third-party contributions**

Component	License or acknowledgment
	<p><b>TERMS AND CONDITIONS FOR COPYING, DISTRIBUTION AND MODIFICATION</b></p> <p>This License Agreement applies to any software library which contains a notice placed by the copyright holder or other authorized party saying it may be distributed under the terms of this Library General Public License (also called "this License"). Each licensee is addressed as "you". A "library" means a collection of software functions and/or data prepared so as to be conveniently linked with application programs (which use some of those functions and data) to form executables. The "Library", below, refers to any such software library or work which has been distributed under these terms. A "work based on the Library" means either the Library or any derivative work under copyright law: that is to say, a work containing the Library or a portion of it, either verbatim or with modifications and/or translated straightforwardly into another language. (Hereinafter, translation is included without limitation in the term "modification".) "Source code" for a work means the preferred form of the work for making modifications to it. For a library, complete source code means all the source code for all modules it contains, plus any associated interface definition files, plus the scripts used to control compilation and installation of the library. Activities other than copying, distribution and modification are not covered by this License; they are outside its scope. The act of running a program using the Library is not restricted, and output from such a program is covered only if its contents constitute a work based on the Library (independent of the use of the Library in a tool for writing it). Whether that is true depends on what the Library does and what the program that uses the Library does.</p> <p>You may copy and distribute verbatim copies of the Library's complete source code as you receive it, in any medium, provided that you conspicuously and appropriately publish on each copy an appropriate copyright notice and disclaimer of warranty; keep intact all the notices that refer to this License and to the absence of any warranty; and distribute a copy of this License along with the Library. You may charge a fee for the physical act of transferring a copy, and you may at your option offer warranty protection in exchange for a fee.</p> <p>You may modify your copy or copies of the Library or any portion of it, thus forming a work based on the Library, and copy and distribute such modifications or work under the terms of Section 1 above, provided that you also meet all of these conditions:</p> <p>The modified work must itself be a software library.</p> <p>You must cause the files modified to carry prominent notices stating that you changed the files and the date of any change.</p> <p>You must cause the whole of the work to be licensed at no charge to all third parties under the terms of this License.</p> <p>If a facility in the modified Library refers to a function or a table of data to be supplied by an application program that uses the facility, other than as an argument passed when the facility is invoked, then you must make a good faith effort to ensure that, in the event an application does not supply such function or table, the facility still operates, and performs whatever part of its purpose remains meaningful. (For example, a function in a library to compute square roots has a purpose that is entirely well-defined independent of the application. Therefore, Subsection 2d requires that any application-supplied function or table used by this function must be optional: if the application does not supply it, the square root function must still compute square roots.)</p>

**Table 6. List of third-party contributions**

Component	License or acknowledgment
	<p>These requirements apply to the modified work as a whole. If identifiable sections of that work are not derived from the Library, and can be reasonably considered independent and separate works in themselves, then this License, and its terms, do not apply to those sections when you distribute them as separate works. But when you distribute the same sections as part of a whole which is a work based on the Library, the distribution of the whole must be on the terms of this License, whose permissions for other licensees extend to the entire whole, and thus to each and every part regardless of who wrote it. Thus, it is not the intent of this section to claim rights or contest your rights to work written entirely by you; rather, the intent is to exercise the right to control the distribution of derivative or collective works based on the Library. In addition, mere aggregation of another work not based on the Library with the Library (or with a work based on the Library) on a volume of a storage or distribution medium does not bring the other work under the scope of this License.</p> <p>You may opt to apply the terms of the ordinary GNU General Public License instead of this License to a given copy of the Library. To do this, you must alter all the notices that refer to this License, so that they refer to the ordinary GNU General Public License, version 2, instead of to this License. (If a newer version than version 2 of the ordinary GNU General Public License has appeared, then you can specify that version instead if you wish.) Do not make any other change in these notices. Once this change is made in a given copy, it is irreversible for that copy, so the ordinary GNU General Public License applies to all subsequent copies and derivative works made from that copy. This option is useful when you wish to copy part of the code of the Library into a program that is not a library.</p> <p>You may copy and distribute the Library (or a portion or derivative of it, under Section 2) in object code or executable form under the terms of Sections 1 and 2 above provided that you accompany it with the complete corresponding machine-readable source code, which must be distributed under the terms of Sections 1 and 2 above on a medium customarily used for software interchange. If distribution of object code is made by offering access to copy from a designated place, then offering equivalent access to copy the source code from the same place satisfies the requirement to distribute the source code, even though third parties are not compelled to copy the source along with the object code.</p> <p>A program that contains no derivative of any portion of the Library, but is designed to work with the Library by being compiled or linked with it, is called a "work that uses the Library". Such a work, in isolation, is not a derivative work of the Library, and therefore falls outside the scope of this License. However, linking a "work that uses the Library" with the Library creates an executable that is a derivative of the Library (because it contains portions of the Library), rather than a "work that uses the library". The executable is therefore covered by this License. Section 6 states terms for distribution of such executables. When a "work that uses the Library" uses material from a header file that is part of the Library, the object code for the work may be a derivative work of the Library even though the source code is not. Whether this is true is especially significant if the work can be linked without the Library, or if the work is itself a library. The threshold for this to be true is not precisely defined by law. If such an object file uses only numerical parameters, data structure layouts and accessors, and small macros and small inline functions (ten lines or less in length), then the use of the object file is unrestricted, regardless of whether it is legally a derivative work. (Executables containing this object code plus portions of the Library will still fall under Section 6.) Otherwise, if the work is a derivative of the Library, you may distribute the object code for the work under the terms of Section 6. Any executables containing that work also fall under Section 6, whether or not they are linked directly with the Library itself.</p>

**Table 6. List of third-party contributions**

Component	License or acknowledgment
	<p>As an exception to the Sections above, you may also compile or link a "work that uses the Library" with the Library to produce a work containing portions of the Library, and distribute that work under terms of your choice, provided that the terms permit modification of the work for the customer's own use and reverse engineering for debugging such modifications. You must give prominent notice with each copy of the work that the Library is used in it and that the Library and its use are covered by this License. You must supply a copy of this License. If the work during execution displays copyright notices, you must include the copyright notice for the Library among them, as well as a reference directing the user to the copy of this License. Also, you must do one of these things:</p> <p>Accompany the work with the complete corresponding machine-readable source code for the Library including whatever changes were used in the work (which must be distributed under Sections 1 and 2 above); and, if the work is an executable linked with the Library, with the complete machine-readable "work that uses the Library", as object code and/or source code, so that the user can modify the Library and then relink to produce a modified executable containing the modified Library. (It is understood that the user who changes the contents of definitions files in the Library will not necessarily be able to recompile the application to use the modified definitions.)</p> <p>Accompany the work with a written offer, valid for at least three years, to give the same user the materials specified in Subsection 6a, above, for a charge no more than the cost of performing this distribution.</p> <p>If distribution of the work is made by offering access to copy from a designated place, offer equivalent access to copy the above specified materials from the same place.</p> <p>Verify that the user has already received a copy of these materials or that you have already sent this user a copy.</p> <p>For an executable, the required form of the "work that uses the Library" must include any data and utility programs needed for reproducing the executable from it. However, as a special exception, the source code distributed need not include anything that is normally distributed (in either source or binary form) with the major components (compiler, kernel, and so on) of the operating system on which the executable runs, unless that component itself accompanies the executable. It may happen that this requirement contradicts the license restrictions of other proprietary libraries that do not normally accompany the operating system. Such a contradiction means you cannot use both them and the Library together in an executable that you distribute.</p> <p>You may place library facilities that are a work based on the Library side-by-side in a single library together with other library facilities not covered by this License, and distribute such a combined library, provided that the separate distribution of the work based on the Library and of the other library facilities is otherwise permitted, and provided that you do these two things:</p> <p>Accompany the combined library with a copy of the same work based on the Library, uncombined with any other library facilities. This must be distributed under the terms of the Sections above.</p> <p>Give prominent notice with the combined library of the fact that part of it is a work based on the Library, and explaining where to find the accompanying uncombined form of the same work.</p> <p>You may not copy, modify, sublicense, link with, or distribute the Library except as expressly provided under this License. Any attempt otherwise to copy, modify, sublicense, link with, or distribute the Library is void, and will automatically terminate your rights under this License. However, parties who have received copies, or rights, from you under this License will not have their licenses terminated so long as such parties remain in full compliance.</p>

Table 6. List of third-party contributions

Component	License or acknowledgment
	<p data-bbox="464 273 1391 445">You are not required to accept this License, since you have not signed it. However, nothing else grants you permission to modify or distribute the Library or its derivative works. These actions are prohibited by law if you do not accept this License. Therefore, by modifying or distributing the Library (or any work based on the Library), you indicate your acceptance of this License to do so, and all its terms and conditions for copying, distributing or modifying the Library or works based on it.</p> <p data-bbox="464 459 1391 600">Each time you redistribute the Library (or any work based on the Library), the recipient automatically receives a license from the original licensor to copy, distribute, link with or modify the Library subject to these terms and conditions. You may not impose any further restrictions on the recipients' exercise of the rights granted herein. You are not responsible for enforcing compliance by third parties to this License.</p> <p data-bbox="464 613 1391 1104">If, as a consequence of a court judgment or allegation of patent infringement or for any other reason (not limited to patent issues), conditions are imposed on you (whether by court order, agreement or otherwise) that contradict the conditions of this License, they do not excuse you from the conditions of this License. If you cannot distribute so as to satisfy simultaneously your obligations under this License and any other pertinent obligations, then as a consequence you may not distribute the Library at all. For example, if a patent license would not permit royalty-free redistribution of the Library by all those who receive copies directly or indirectly through you, then the only way you could satisfy both it and this License would be to refrain entirely from distribution of the Library. If any portion of this section is held invalid or unenforceable under any particular circumstance, the balance of the section is intended to apply, and the section as a whole is intended to apply in other circumstances. It is not the purpose of this section to induce you to infringe any patents or other property right claims or to contest validity of any such claims; this section has the sole purpose of protecting the integrity of the free software distribution system which is implemented by public license practices. Many people have made generous contributions to the wide range of software distributed through</p> <p data-bbox="464 1117 1391 1232">that system in reliance on consistent application of that system; it is up to the author/donor to decide if he or she is willing to distribute software through any other system and a licensee cannot impose that choice. This section is intended to make thoroughly clear what is believed to be a consequence of the rest of this License.</p> <p data-bbox="464 1245 1391 1417">If the distribution and/or use of the Library is restricted in certain countries either by patents or by copyrighted interfaces, the original copyright holder who places the Library under this License may add an explicit geographical distribution limitation excluding those countries, so that distribution is permitted only in or among countries not thus excluded. In such case, this License incorporates the limitation as if written in the body of this License.</p> <p data-bbox="464 1431 1391 1657">The Free Software Foundation may publish revised and/or new versions of the Library General Public License from time to time. Such new versions will be similar in spirit to the present version, but may differ in detail to address new problems or concerns. Each version is given a distinguishing version number. If the Library specifies a version number of this License which applies to it and "any later version", you have the option of following the terms and conditions either of that version or of any later version published by the Free Software Foundation. If the Library does not specify a license version number, you may choose any version ever published by the Free Software Foundation.</p> <p data-bbox="464 1671 1391 1839">If you wish to incorporate parts of the Library into other free programs whose distribution conditions are incompatible with these, write to the author to ask for permission. For software which is copyrighted by the Free Software Foundation, write to the Free Software Foundation; we sometimes make exceptions for this. Our decision will be guided by the two goals of preserving the free status of all derivatives of our free software and of promoting the sharing and reuse of software generally.</p>

Table 6. List of third-party contributions

Component	License or acknowledgment
	<p>NO WARRANTY</p> <p>BECAUSE THE LIBRARY IS LICENSED FREE OF CHARGE, THERE IS NO WARRANTY FOR THE LIBRARY, TO THE EXTENT PERMITTED BY APPLICABLE LAW. EXCEPT WHEN OTHERWISE STATED IN WRITING THE COPYRIGHT HOLDERS AND/OR OTHER PARTIES PROVIDE THE LIBRARY "AS IS" WITHOUT WARRANTY OF ANY KIND, EITHER EXPRESSED OR IMPLIED, INCLUDING, BUT NOT LIMITED TO, THE IMPLIED WARRANTIES OF MERCHANTABILITY AND FITNESS FOR A PARTICULAR PURPOSE. THE ENTIRE RISK AS TO THE QUALITY AND PERFORMANCE OF THE LIBRARY IS WITH YOU. SHOULD THE LIBRARY PROVE DEFECTIVE, YOU ASSUME THE COST OF ALL NECESSARY SERVICING, REPAIR OR CORRECTION.</p> <p>IN NO EVENT UNLESS REQUIRED BY APPLICABLE LAW OR AGREED TO IN WRITING WILL ANY COPYRIGHT HOLDER, OR ANY OTHER PARTY WHO MAY MODIFY AND/OR REDISTRIBUTE THE LIBRARY AS PERMITTED ABOVE, BE LIABLE TO YOU FOR DAMAGES, INCLUDING ANY GENERAL, SPECIAL, INCIDENTAL OR CONSEQUENTIAL DAMAGES ARISING OUT OF THE USE OR INABILITY TO USE THE LIBRARY (INCLUDING BUT NOT LIMITED TO LOSS OF DATA OR DATA BEING RENDERED INACCURATE OR LOSSES SUSTAINED BY YOU OR THIRD PARTIES OR A FAILURE OF THE LIBRARY TO OPERATE WITH ANY OTHER SOFTWARE), EVEN IF SUCH HOLDER OR OTHER PARTY HAS BEEN ADVISED OF THE POSSIBILITY OF SUCH DAMAGES.</p> <p>END OF TERMS AND CONDITIONS</p> <p>How to Apply These Terms to Your New Libraries</p> <p>If you develop a new library, and you want it to be of the greatest possible use to the public, we recommend making it free software that everyone can redistribute and change. You can do so by permitting redistribution under these terms (or, alternatively, under the terms of the ordinary General Public License).</p> <p>To apply these terms, attach the following notices to the library. It is safest to attach them to the start of each source file to most effectively convey the exclusion of warranty; and each file should have at least the "copyright" line and a pointer to where the full notice is found.</p> <p>one line to give the library's name and an idea of what it does.</p> <p>Copyright (C) year name of author</p> <p>This library is free software; you can redistribute it and/or modify it under the terms of the GNU Library General Public License as published by the Free Software Foundation; either version 2 of the License, or (at your option) any later version.</p> <p>This library is distributed in the hope that it will be useful, but WITHOUT ANY WARRANTY; without even the implied warranty of MERCHANTABILITY or FITNESS FOR A PARTICULAR PURPOSE. See the GNU Library General Public License for more details.</p> <p>You should have received a copy of the GNU Library General Public License along with this library; if not, write to the Free Software Foundation, Inc., 59 Temple Place - Suite 330, Cambridge, MA 02139, USA.</p> <p>Also add information on how to contact you by electronic and paper mail.</p> <p>You should also get your employer (if you work as a programmer) or your school, if any, to sign a "copyright disclaimer" for the library, if necessary. Here is a sample; alter the names:</p> <p>Yoyodyne, Inc., hereby disclaims all copyright interest in the library `Frob' (a library for tweaking knobs) written by James Random Hacker.</p> <p>signature of Ty Coon, 1 April 1990</p> <p>Ty Coon, President of Vice</p> <p>That's all there is to it!</p>

© 2017 Quest Software Inc

**ALL RIGHTS RESERVED.**

This guide contains proprietary information protected by copyright. The software described in this guide is furnished under a software license or nondisclosure agreement. This software may be used or copied only in accordance with the terms of the applicable agreement. No part of this guide may be reproduced or transmitted in any form or by any means, electronic or mechanical, including photocopying and recording for any purpose other than the purchaser's personal use without the written permission of Quest Software Inc

The information in this document is provided in connection with Quest Software products. No license, express or implied, by estoppel or otherwise, to any intellectual property right is granted by this document or in connection with the sale of Quest Software products. EXCEPT AS SET FORTH IN THE TERMS AND CONDITIONS AS SPECIFIED IN THE LICENSE AGREEMENT FOR THIS PRODUCT, QUEST SOFTWARE ASSUMES NO LIABILITY WHATSOEVER AND DISCLAIMS ANY EXPRESS, IMPLIED OR STATUTORY WARRANTY RELATING TO ITS PRODUCTS INCLUDING, BUT NOT LIMITED TO, THE IMPLIED WARRANTY OF MERCHANTABILITY, FITNESS FOR A PARTICULAR PURPOSE, OR NON-INFRINGEMENT. IN NO EVENT SHALL QUEST SOFTWARE BE LIABLE FOR ANY DIRECT, INDIRECT, CONSEQUENTIAL, PUNITIVE, SPECIAL OR INCIDENTAL DAMAGES (INCLUDING, WITHOUT LIMITATION, DAMAGES FOR LOSS OF PROFITS, BUSINESS INTERRUPTION OR LOSS OF INFORMATION) ARISING OUT OF THE USE OR INABILITY TO USE THIS DOCUMENT, EVEN IF QUEST SOFTWARE HAS BEEN ADVISED OF THE POSSIBILITY OF SUCH DAMAGES. Quest Software makes no representations or warranties with respect to the accuracy or completeness of the contents of this document and reserves the right to make changes to specifications and product descriptions at any time without notice. Quest Software does not make any commitment to update the information contained in this document.

If you have any questions regarding your potential use of this material, contact:

Quest Software Inc  
Attn: LEGAL Dept.  
4 Polaris Way  
Aliso Viejo, CA 92656

Refer to our website (<https://www.quest.com>) for regional and international office information.




**Patents**

Quest Software is proud of our advanced technology. Patents and pending patents may apply to this product. For the most current information about applicable patents for this product, please visit our website at <https://www.quest.com/legal>.

**Trademarks**

Quest, the Quest logo, Join the Innovation, and NetVault are trademarks and registered trademarks of Quest Software Inc For a complete list of Quest marks, visit <https://www.quest.com/legal/trademark-information.aspx>. All other trademarks and registered trademarks are property of their respective owners.

**Legend**

-  **WARNING:** A WARNING icon indicates a potential for property damage, personal injury, or death.
  
-  **CAUTION:** A CAUTION icon indicates potential damage to hardware or loss of data if instructions are not followed.
  
-  **IMPORTANT NOTE, NOTE, TIP, MOBILE, or VIDEO:** An information icon indicates supporting information.