

# Toad® Intelligence Central 5.0.6

## Release Notes

Wednesday, July 24, 2019

[About Toad Intelligence Central](#)

[New Features](#)

[Deprecated Features](#)

[Resolved Issues](#)

[Known Issues](#)

[System Requirements](#)

[Product Licensing](#)

[Getting Started](#)

[Globalization](#)

## About Toad Intelligence Central

Toad® Intelligence Central enables enterprise users to be far more productive with their tools including Toad Data Point by centralizing automation workflows, accessing data directly, collaborating and sharing on datasets, queries and Toad files and providing a secure and established way to manage your data sprawl.

- **AUTOMATE** - Toad users can schedule the regular automated execution of Toad Data Point automation scripts on Toad Intelligence Central.
- **ACCESS** - Toad users can access Toad files and basic data files published to Toad Intelligence Central that have been shared with them. An additional data connectivity license extends Toad Intelligence Central to work across a wide range of data stores including relational database models, data warehouses, No SQL and Business Intelligence data sources like OBIEE and SAP®.
- **SHARE** - Objects can be shared amongst users and groups and organized collectively in a familiar folder structure, assigned tags and given a description for easy search retrieval. Administration of users and groups can be managed locally or users and groups can be imported from Active Directory®.
- **SECURE** - Toad Intelligence Central provides a centrally managed, secure, stable and accessible system.

Distributions of Toad Intelligence Central include a Web Server for administrative and general user access. In addition, Toad Data Point and other collaborative Toad products can directly access Toad Intelligence Central.

Data on Toad Intelligence Central can be accessed via a third party product such as Tableau for further data processing and visualization.

### **Data Connectivity**

A valid data connectivity license supports the following Business Intelligence Data Sources.

- Dell® Boomi
- Google Analytics™
- Oracle® Business Intelligence Enterprise Edition 10g and 11g
- SAP® Business Objects Query as a Web Service (QAAWS) XI 3.0, 3.1 and 4.1
- Salesforce.com®
- SharePoint® Lists using Data Services over SharePoint Server 2010 and later via OData. Also, SharePoint Online.
- Hive™
- Microsoft® Analysis Services
- OData - Generic for any OData service versions 1, 2, 3 and 4.

Intelligence Central 5.0.6 is a minor release, with enhanced features and functionality. See [New features](#).

## **New Features**

This release of Toad Intelligence Central includes the following new features and enhancements.

### **Toad Intelligence Central 5.0.6**

Toad Intelligence Central 5.0.6 is a minor release and includes resolved issues. See "Resolved Issues and Enhancements" on page 10 for more information.

### **Toad Intelligence Central 5.0.5**

Toad Intelligence Central 5.0.5 is a minor release and includes resolved issues. See "Resolved Issues and Enhancements" on page 10 for more information.

### **Toad Intelligence Central 5.0.3**

**Support for Additional Cassandra Data Types.** This release includes support for the following data types in Apache Cassandra: date, decimal, duration, inet, smallint, time, tinyint, and varint.

**Support for Cassandra Materialized Views.** This release includes support for Materialized Views, introduced in Apache Cassandra 3.0.

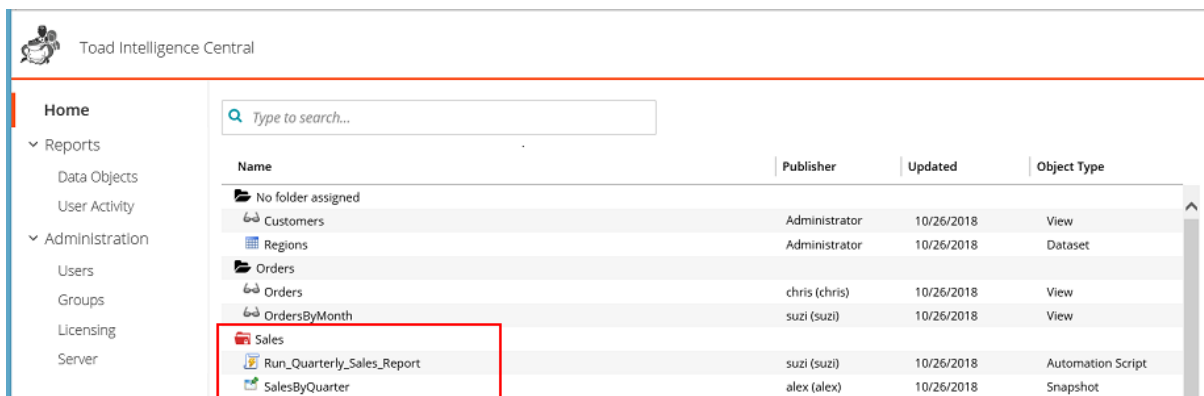
**Deploy Toad Intelligence Central from Azure Marketplace.** Toad Intelligence Central is now available in the Microsoft Azure Marketplace. This pre-installed offering provides a quicker, more-simplified deployment of Intelligence Central in Azure. To locate Toad Intelligence Central in the Azure Marketplace, go to [Microsoft Azure Marketplace](#) and search for Quest Toad Intelligence Central. For more information about deploying Intelligence Central in Azure, see the *Toad Intelligence Central Deployment Guide*.

# Toad Intelligence Central 5.0

## Secured Folders in Intelligence Central

This release includes a sweeping new feature: Secured Folders. Secured folders are special folders in Toad Intelligence Central. Secured folders have visibility (sharing), manage, and publish privileges assigned to them. When an object is published to a secured folder, the object automatically inherits the sharing (visibility) and manage privileges of the secured folder.

Secured folders are identified by a red folder icon.



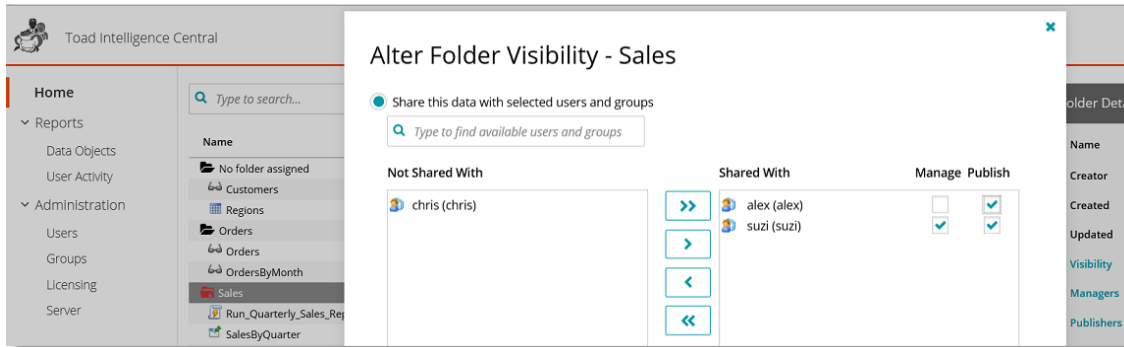
The secured folder feature is enabled at the server level. An Intelligence Central server can contain both secured folders and non-secured folders, or just one type of folder. In addition, you can restrict the number of users who can create and initially configure secured folders. This restriction is controlled by means of the user roles.

This new feature helps you and your organization define a methodology for controlling and regulating the sharing and management of objects, files, and data in Intelligence Central.

### Highlights

- Users with certain privileges can create and configure secured folders.
- Users can see only the secured folders that have been shared with them. By contrast, non-secured folders are visible to all users.
- An object published to a secured folder inherits the secured folder's visibility and manager privileges.
- Managers of secured folders can modify folder privileges in the same way that object managers modify

object privileges.



- A secured folder manager can easily change the visibility and manage privileges for all objects within a secured folder at one time by changing the privileges on the secured folder.
- In addition to visibility and manage privileges, a secured folder has publish privileges. Folder managers can specify which users are allowed to publish objects to the secured folder.
- Subfolders are not affected by changes to the parent secured folder.
- After moving an object into a secured folder, the object's visibility (sharing) and manage privileges are automatically modified to match those of the folder.
- Secured folder activity can trigger email notifications to applicable users.
- Users with the Administrator role can determine what type of folders can be created: secured, non-secured, or both.
- Users with the Administrator role can specify which user role (or roles) are allowed to create secured folders.

#### Secured Folder Restrictions

- A secured folder cannot contain a non-secured folder. A non-secured folder cannot contain a secured folder.
- To move a secured folder, a user must have the Administrator role or manage privileges to the secured folder and all its subfolders.
- Only Intelligence Central Administrators can configure secured folder settings at the server level.

## Folders in Intelligence Central

**View Folder Information.** You can now view detailed information about folders in the **Details** pane, including folder name, date created, date modified, as well as the user who modified the folder.

- To view folder information, open the Web Console and select a folder on the **Home** page. Folder information is displayed in the **Folder Details** pane.

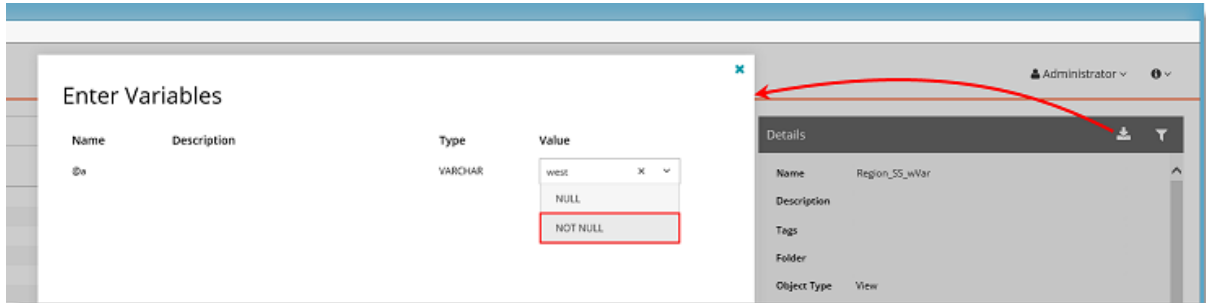
**Users Can Now Move Folders.** The ability to move folders is no longer restricted to Administrators only. Standard and Power users can now move a folder in which all objects are owned by or managed by the user.

**Users Can Now Move Objects.** The ability to move objects is no longer restricted to Administrators only. Standard and Power users can move objects owned by or managed by the user.

# Downloading Data

## "Not NULL" Variable Value is Now Available


You can now select "Not NULL" for the variable value when downloading or filtering a published View or when modifying the View's variable default value. To use the "Not NULL" value, select it from the drop-down list.

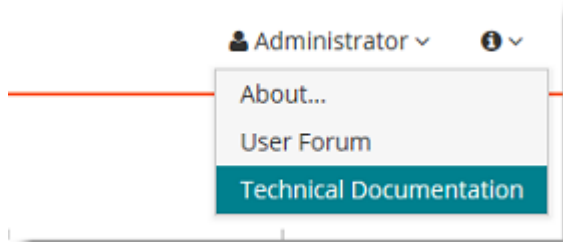


# Find Help

**Technical Documentation.** You can now go directly to Toad Intelligence Central technical documentation on the Support Portal from within the Web Console.

On the Support Portal you can find the Release Notes, the User Guide, the Deployment Guide (installation and Administrator information), and What's New in This Release for the current and earlier versions of Intelligence Central.

- In the Web Console, click  and select **Technical Documentation**.



**User Forum.** You can now go directly to the Toad Intelligence Central User Forum on Toad World from within the Web Console.

- In the Web Console, click  and select **User Forum**.

# New Report Provides User Activity Information

This release of Toad Intelligence Central includes a new report that provides user activity statistics. The User Activity report allows you to identify which users are the most-active publishers and the most-active users, as well as what objects each user is publishing or downloading/querying. This report is designed mainly for Administrators, but all users can view and export user activity data.

## Details

1. To open the User Activity report, select **Reports | User Activity**.
2. Select a time period to display a list of the top 10 most-active users during this period.
3. Then filter the list to show either the most-active Publishers or most-active Consumers.
4. Click **N Active Users** to display an expanded list of user activity. You can export data from the Active Users page.
5. Click a user name to display all activity for that user. You can export data from the user page.

# Administrator Activities

## Health Check Enhancements

### View a Summary of Errors / Exceptions

The Health Check Dashboard page now displays a summary of objects with current errors in Intelligence Central.

Users with the Administrator role can view the list of current errors.

1. To view errors, select **Administration | Server | Health Check Dashboard** and then select the **Exception** tab.
2. Objects with errors are displayed along with the error message and the time of the last error. Objects are grouped by object type. For objects with consecutive errors, only the last error is displayed.

| Automation                  | Last Error  | Last Error Time     |
|-----------------------------|---|---------------------|
| <a href="#">TestScript2</a> | Toad Data Point encountered error when executing Automation Script. | 2018-07-20 13:46:59 |
| <a href="#">Error</a>       | Toad Data Point encountered error when executing Automation Script. | 2018-06-19 18:17:59 |

3. Click the object name to go to the object on the Home page where you can use object information and execution logs (Automation script) to troubleshoot the issue. An object is removed from the list after a subsequent successful execution or successful download.

### Find Unused Temp Tables

You can now use a Health Check analysis to find unused temp tables. Unused temp tables can result from a query that is canceled in Toad Data Point. If an unused temp table is found, it is listed in the results in the Health Check Dashboard page of the Web Console.

Users with the Administrator role can run a Health Check and repair objects.

1. To check for unused temp tables, select **Administration | Server | Health Check Dashboard** in the Web Console.
2. Click **Run Health Check**.
3. When the Health Check is finished, any unused temp tables found are listed in the **Data Integrity** tab. To delete an unused temp table, click **Repair** in the row for that table.

### Transfer Objects to a New Owner

A Health Check analysis now finds objects owned by accounts that no longer exist or are no longer enabled in Intelligence Central. This allows you to easily reassign those objects to a new owner. For example, you might want to reassign objects owned by an account for an employee no longer in your organization.

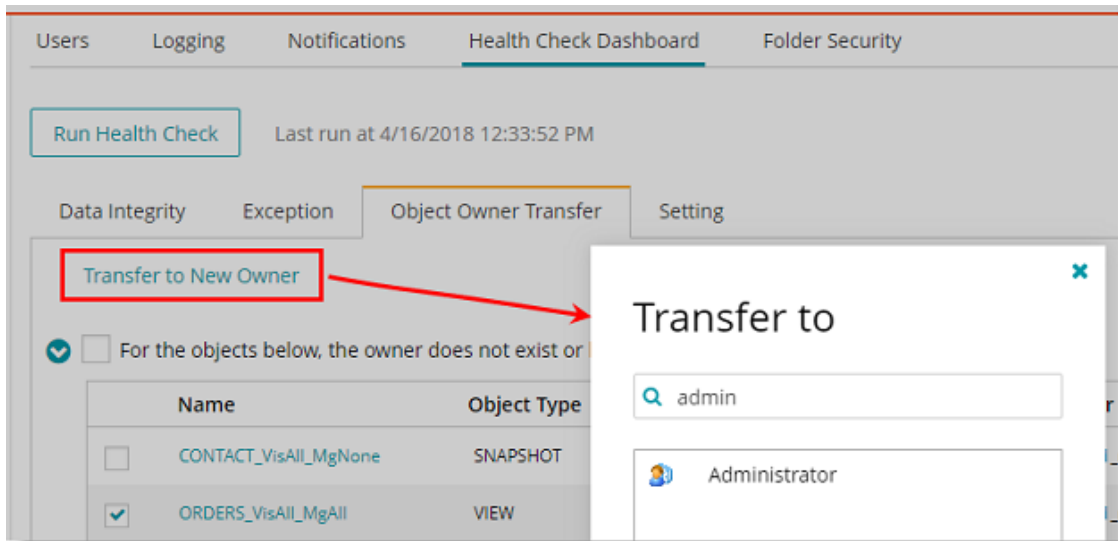
Users with the Administrator role can run a Health Check and transfer object owner.

1. Open the Web Console and select **Administration | Server | Health Check Dashboard**.
2. Click **Run Health Check**.
3. When the Health Check is finished, select the **Object Owner Transfer** tab.

The screenshot shows the Toad Intelligence Central interface. The left sidebar contains navigation options: Home, Reports, Administration (expanded), Users, Groups, Licensing, and Server. The main content area is titled 'Health Check Dashboard' and includes a 'Run Health Check' button and a timestamp 'Last run at 4/16/2018 12:33:52 PM'. Below this, there are tabs for 'Data Integrity', 'Exception', 'Object Owner Transfer' (selected), and 'Setting'. A 'Transfer to New Owner' button is visible. A message states: 'For the objects below, the owner does not exist or has been disabled' with a warning icon and the number '4'. A table lists the objects to be transferred:

|                          | Name                  | Object Type | Folder                           | Owner          | Created    |
|--------------------------|-----------------------|-------------|----------------------------------|----------------|------------|
| <input type="checkbox"/> | CONTACT_VisAll_MgNone | SNAPSHOT    | TDP_45/Transfer_Object_Owner/... | emp1_notena... | 04/16/2018 |
| <input type="checkbox"/> | ORDERS_VisAll_MgAll   | VIEW        | TDP_45/Transfer_Object_Owner/... | emp1_notena... | 04/16/2018 |
| <input type="checkbox"/> | ORDERS_VisAll_MgNone  | VIEW        | TDP_45/Transfer_Object_Owner/... | emp1_notena... | 04/16/2018 |
| <input type="checkbox"/> | REGION_VisAll_MgAll   | DATASET     | TDP_45/Transfer_Object_Owner/... | emp1_notena... | 04/16/2018 |

4. To transfer an object to another owner, click **Transfer to new owner** in the row for that object. Then select a user to serve as the new owner.



## Email Notification Changes

This release includes changes to the relationship between the Unsubscribed list and an individual user's list of email subscriptions, which results in the following changes to Intelligence Central behavior:

- If all types of email subscriptions are removed from a user's profile (Administration | Users), the user is no longer automatically moved to the **Unsubscribed** list in (Administration | Server | Notifications). To disable email notifications for a user, move the user to the Unsubscribed list.

## Schedule Active Directory Synchronization

You can now schedule an Active Directory synchronization. This allows you to perform the synchronization overnight or when activity is low.

- In the Authenticate to Active Directory dialog, when you select **Remember these credentials on server for future Active Directory access and synchronization**, Intelligence Central allows you to enter scheduling information.
- After a synchronization is scheduled, the scheduling information and status are displayed in **Administration | Server | Users**. From this page, a user with the Administrator role can edit the schedule.

## Connections

**SharePoint Online.** This release includes support for SharePoint Online.

**MongoDB Authentication.** The following authentication/connection methods are now supported for MongoDB connections: Kerberos, LDAP, SSL, and x.509 certificate authentication.



# Installation

**Web Server.** The Intelligence Central Web Server is now installed automatically as part of the Intelligence Central Server installation process. In addition, the Web Server installation directory is now under the Toad Intelligence Central installation directory.

C:\Program Files\Quest Software\Toad Intelligence Central\webserver

During installation, a Toad Intelligence Central Web Server shortcut is automatically added to the desktop.

See [Resolved issues](#) for more enhancements and resolved issues in this release of Toad Intelligence Central.

# Deprecated Features

**Integration with Toad for Oracle has been discontinued.** The Toad for Oracle Code Quality, Code Analysis, Code Tester, Team Coding, and DB Health Check pages have been removed in Toad Intelligence Central 5.0. Beginning with Toad for Oracle 13.1, you can no longer connect to Toad Intelligence Central and you cannot publish scripts, files, Code Analysis results, and other resources to a Toad Intelligence Central server.

**The Admin Console.** Beginning with Toad Intelligence Central 4.3, the Admin Console is no longer required and is not included in the Toad Intelligence Central installation. The administrative functionality of the Admin Console is now superseded by the Web Server (Web Console). The activity of mapping/editing data objects is best performed through Toad Data Point.

After installing Intelligence Central 4.3 or later, it is recommended that you uninstall any earlier version of the Admin Console as some functionality may no longer be supported.

**Authentication Keys for Views.** Beginning with Toad Intelligence Central 4.3, a view can now have only one type of key, personal or shared. This change is designed to simplify the process of Authentication. If you are upgrading from Intelligence Central 3.3 or earlier, please see the Upgrade section of the Toad Intelligence Central Deployment Guide for more information.

**Toad for Oracle Installation.** Beginning with Toad Intelligence Central 4.3, Toad for Oracle is no longer installed as part of the Toad Intelligence Central installation.

**Run in Debug Mode.** In Toad Intelligence Central 3.3, the **Run in debug mode** option was removed from the Web console (Web server). It is no longer necessary to enable/disable debug mode. Debug-level information is always logged and automatically included in the support bundle. This release also includes improved logging strategies and archiving methods.

# Resolved Issues and Enhancements

The following is a list of issues addressed and enhancements implemented in this release of Intelligence Central.

## Resolved Issues in 5.0.6

| Resolved Issue  | Issue ID  |
|---|-----------|
| Firewall rules have been improved.  | TIC-11613 |
| Cross-Connection queries on SAP ASE now work correctly with encryption. EncryptPassword=1 has been added to connection strings. | QAT-14575 |

## Resolved Issues in 5.0.5

| Resolved Issue   | Issue ID             |
|--|----------------------|
| This release includes support for Oracle Business Intelligence Enterprise Edition 12.2.1.4.0. This corrects an issue in which values were incorrectly displayed as null when connected to an OBIEE 12.2.1.4.0 data source. | TIC-11461, TIC-11520 |

## Resolved Issues in 5.0.3

| Resolved Issue  | Issue ID  |
|---|-----------|
| Web Console: Corrected an issue which caused an error when attempting to alter Authentication through the Web Console for a MongoDB datasource that uses the SSL or x.509 certificate authentication method.                          | TIC-10864 |
| Active Directory Users: Corrected an issue in which a disabled user was unexpectedly enabled in Intelligence Central after synchronizing with the Active Directory domain.  | TIC-11097 |
| Snapshot Refresh: Corrected an issue in which the data type of a column in a published snapshot unexpectedly changed to varchar after the snapshot was refreshed.   | TIC-11224 |
| Corrected an issue which caused reduced performance when attempting to access folders containing large objects or files in Toad Intelligence Central. This issue was encountered in Toad Data Point.                                  | TIC-11225 |
| Corrected an issue which prevented the retrieval of column information from tables with the JsonSerDe row format in Hive 3.0 or later. This issue was encountered in Toad Data Point in areas such as the Database Explorer (Viewer). | TIC-11299 |
| Automation Script Execution: Corrected an issue which caused an Automation script containing a Data Compare activity with a very large Data Compare file to fail while running on Intelligence Central.                               | TIC-11335 |

# Resolved Issues in 5.0

| Resolved Issue   | Issue ID  |
|--|-----------|
| Administration   Users: The Edit button is now disabled for a user whose status is "Disabled."   | TIC-6565  |
| Automation Script: Corrected an issue that allowed a user to edit the default variable value in a script during the initial phase of execution.  | TIC-7550  |
| Automation Script: Corrected an issue which caused an incorrect "Next run" date to display when the schedule specified an execution frequency as well as a date at which to run once.  | TIC-7373  |
| Automation Script: If a script is not scheduled, the object details no longer display a "Next run" date.   | TIC-7374  |
| Automation Scripts: Corrected an issue in which the status of "Running" was displayed for a script that was cancelled abnormally, such as when stopping the process in Toad Data Point. This resolution requires Toad Data Point 5.0 (or later) and Intelligence Central 5.0 (or later). | TIC-9122  |
| Backup: The Intelligence Central backup script (backup.bat) now stops all services, not just the Toad Database Server service.   | TIC-9990  |
| Dataset: Corrected issues found for data containing image columns when the dataset was previewed or downloaded to a CSV file.  | TIC-7537  |
| Email Notifications: Corrected an issue that unexpectedly added a user to the email subscription list after the user's role was changed from Standard to Administrator. This issue was encountered only after an Intelligence Central upgrade.   | TIC-7516  |
| Enhancement: You can now edit the variable description through the Web Console. A user must have manage privileges to the object to edit the variable description.   | TIC-9028  |
| Excel Cross-Connection Query: Corrected an issue that caused the following error in a cross-connection query with an Excel table: "Server error 4208: ODBC data source returned an error: COUNT field incorrect."  | TIC-7640  |
| Excel: Corrected an issue that resulted in truncated data in a VARCHAR column when data was published as a dataset from Excel.   | TIC-6185  |
| Folders: While an object is being published, if the target folder is deleted before the process is finished, the process fails with an error message.  | TIC-7963  |
| General: Improved precision for data values in SSAS, Salesforce, Google Analytics, and Hive.   | TIC-9921  |
| Health Check Dashboard: Corrected an issue that caused an error if the weekly health check analysis executes while a manual health check is currently in process.  | TIC-8838  |
| Health Check Dashboard: You no longer need to restart the service to enable "Auto Run" for the Health Check report after changing the system date.   | TIC-8396  |
| Home Page (Search Results): Corrected some issues related to moving objects and creating folders when using the list of results returned from a Search.  | TIC-8499  |
| Installation: Corrected an issue that caused installation to fail when the user entered a password containing special characters.  | TIC-7415  |
| Installation: Corrected an issue which caused Toad Data Point installation to fail after a successful Intelligence Central installation. The following error message was displayed: "Unable to cast object of type 'System.Byte[]' to type 'System.String.'"                             | TIC-9717  |
| Log in: Corrected an issue that prevented successful log in to the Web Console by an Active Directory user with limited privileges.  | TIC-10344 |

| Resolved Issue  | Issue ID  |
|---|-----------|
| Migration: Corrected an issue in which Automation scripts did not run successfully after migrating Intelligence Central data files to a new server. This resolution requires Toad Data Point 5.0 (or later) and Toad Intelligence Central 5.0 (or later).                 | TIC-9904  |
| MySQL: Corrected an issue that caused the number of digits to be trimmed from values in a MySQL INT column when data was published as a snapshot or view.   | TIC-6100  |
| MySQL: Corrected an issue that caused the number of digits to be trimmed from values in a MySQL SMALLINT column when data was published as a snapshot or view.  | TIC-6098  |
| MySQL: Corrected an issue that caused the number of digits to be trimmed from values in a MySQL TINYINT column when data was published as a snapshot or view.   | TIC-6097  |
| Query (Supported Syntax): Corrected an issue that caused a SQL syntax error when executing SQL in which the LIKE clause contained the "  " character.   | TIC-8866  |
| Query (Supported Syntax): Corrected an issue that caused an error when attempting to query a view using a Select statement that includes "Limit 0".   | TIC-7856  |
| Query (Supported Syntax): Corrected an issue that returned incorrect results for some statements in which the WHERE clause included a LIKE condition.   | TIC-7981  |
| Query: Corrected an issue that caused an "ORA-00904: invalid identifier" error when attempting to query (using Toad Data Point) a published view that uses UNION to join more than two sub-queries.   | TIC-9671  |
| Reports: Corrected an issue in which inaccurate statistics were displayed in the graph when server and client are in different time zones.  | TIC-7029  |
| SAP ASE: Corrected an issue that caused values in a decimal datatype column to be truncated in a published snapshot. This issue was encountered when publishing data from an SAP ASE data source as a snapshot using Toad Data Point.                                     | TIC-6178  |
| SharePoint Online: (Enhancement) This release includes support for SharePoint Online.   | TIC-9465  |
| Snapshot Refresh: If a snapshot is scheduled to refresh every x weeks, it now refreshes at the expected interval, instead of weekly.  | TIC-7357  |
| Snapshot: Corrected an issue that caused an error when publishing a snapshot from data in which the row size is very large (over 8126 bytes). If an issue is encountered in this scenario, it is recommended to reduce the number of varchar columns to not more than 10. | TIC-8388  |
| Snapshot: Corrected an issue that caused Intelligence Central to quit unexpectedly after a scheduled snapshot was deleted using Toad Data Point. This issue resolution requires Toad Data Point 5.0 (or later) and Intelligence Central 5.0 (or later).                   | TIC-10222 |
| SQL Server: Corrected an issue that resulted in truncated data in SQL Server VARCHAR (MAX) and NVARCHAR(MAX) columns when data was published as a snapshot or dataset.  | TIC-6095  |
| User Interface: An informative error message now displays if the user attempts to modify an object and one of the Toad Intelligence Central server services is not available.   | TIC-7490  |
| User Interface: Resolved issues with the display of text in the Query tab of the Details pane when Internet Explorer is used.   | TIC-7544  |
| Variables: When downloading or filtering an object containing a variable, entering a space for the variable value no longer causes an error.  | TIC-8216  |

**Resolved Issues in Toad Data Point**—If you are using Toad Data Point to publish objects to Intelligence Central or to run Automation scripts on Intelligence Central, you might want to also review resolved issues in the [Toad Data Point Release Notes](#).

# Known Issues

The following is a list of issues, including those attributed to third-party products, known to exist at the time of release.

## Installation, upgrade, licenses

**Table 1: Known issues with installation, upgrade, migration**

| Known Issue   | Issue ID |
|---|----------|
| Installation of Toad Intelligence Central will fail for a Windows user with administrator permissions if User Account Control Settings is set to <b>Never notify</b> .<br><i>Workaround:</i> Set User Account Control Settings to default or above. To open User Account Control Settings, click <b>Start   Control Panel</b> and in the search box type <b>uac</b> .               | TIC-4858 |
| The Toad Intelligence Central server runs as three services that start automatically when Windows starts. On installation, services run under the Local System account. Changing the user of any of the services can cause a license failure.<br><i>Workaround:</i> Re-enter the license to Toad Intelligence Central following the <a href="#">Product Licensing</a> instructions. | TIC-2306 |

## Log in, users and groups

**Table 2: Known issues with log in, users and groups**

| Known Issue  | Issue ID |
|--|----------|
| On adding users to Intelligence Central from Active Directory and two of those users have the same username (different domain) then only one user will be added to Intelligence Central.<br>Each username on Toad Intelligence Central must be unique.   | 1922     |
| In some instances, Intelligence Central may not release some connections after the user disconnects. A user may encounter a "number of connections exceeded" message when attempting to connect after the maximum number of connections has been reached. This release of Toad Intelligence Central now allows up to 1024 connections (sessions).<br><i>Workaround:</i> If a new connection cannot be opened because the maximum number of connections has been reached, restart the Toad Intelligence Central server. | N/A      |
| If the machine hosting Toad Intelligence Central is not part of a domain then it will not be able to validate an <b>Active Directory</b> user log in from the Web Server, the Admin Console, or a client application (Toad Data Point).  | 3253     |

| Known Issue   | Issue ID |
|---|----------|
| <p><b>Web Server:</b> When the Administrator resets the password for an Intelligence Central user or enables an Intelligence Central user from a computer that does not have an email client installed, there may be problems if the Administrator chooses to email the new password to the user.</p>   | 4087     |
| <p><b>Web Server:</b> You may experience a failure to log in to a web browser from Windows Server 2008 (64 bit) using Internet Explorer.</p> <p><i>Workaround:</i> Disable Internet Explorer Enhanced Security Configuration. See also Microsoft Technet: <a href="https://technet.microsoft.com/en-us/library/dd883248(v=ws.10).aspx">https://technet.microsoft.com/en-us/library/dd883248(v=ws.10).aspx</a></p> <ol style="list-style-type: none"> <li>1. From the Windows Start menu click <b>All Programs   Administrative Tools   Server Manager</b> to open the Server Manager.</li> <li>2. Under Security Information, disable <b>Configure IE ESC</b>.</li> </ol> | 2977     |
| <p><b>Web Server:</b> Failure to connect to a web browser from Windows Server 2012 using Internet Explorer.</p> <p><i>Workaround:</i> From Internet Explorer click Tools   Internet Options   Security. Add the Web Server as a trusted site to the Internet Explorer Enhanced Security Configuration.</p>  | 3943     |
| <p>Connections from <b>Toad Data Point</b> to Toad Intelligence Central: Failure to connect to Toad Intelligence Central via a proxy server.</p> <p><i>Workaround:</i> Ensure your Proxy Server is able to connect to the remote host where the Toad Intelligence Central server is running and supports HTTPS traffic.</p>   | 2086     |
| <p><b>Toad Data Point 3.8:</b> The Administrator role functionality is not recognized when editing and deleting Intelligence Central groups. An Intelligence Central group can be deleted by the owner of the group and root Administrator only.</p> <p><i>Workaround:</i> Users with the Administrator role can use the Web interface (Web server) to edit and delete Intelligence Central groups.</p>   | QAT-6929 |

## Objects published to Intelligence Central

**Table 3: Known issues working with objects published to Intelligence Central**

| Known Issue  | Issue ID |
|--|----------|
| <p>When your configuration of Toad Intelligence Central services has been set to run under a Windows account other than "Local System" there is a problem where on upgrade Automation Scripts no longer run. The error is a Licensing Error: License of Toad Data Point instance on the Intelligence Central server is not valid.</p> <p><i>Workaround:</i> There are three steps to the workaround.</p> <ol style="list-style-type: none"> <li>1. Log in to the Windows computer where Toad Intelligence Central is installed using the Windows credentials that Toad Intelligence Central services have been configured to run under.</li> <li>2. Open Toad Data Point.</li> <li>3. Select Help   Licensing. Enter a valid Toad Data Point license in the space provided.</li> </ol> | 2306     |

# Data connectivity license: Objects from data sources

**Table 4: known issues with objects from data sources**

| Known Issue   | Issue ID |
|---|----------|
| <p>Snapshots can be stuck in a permanent 'Running' state following an unexpected event, for example if Toad Intelligence Central stops unexpectedly. While the snapshot is permanently 'Running' the snapshot data cannot be refreshed.</p> <p><i>Workaround:</i> Restart the Toad Intelligence Central server. Instructions are provided in the <i>Toad Intelligence Central Deployment Guide</i>.</p> | 4598     |

**Table 5: Known issues - data source specific**

| Known Issue   | Issue ID |
|---|----------|
| <p><b>Generic ODBC:</b> Cannot map to a Generic ODBC data source if the DSN contains spaces.</p>  | 2965     |
| <p><b>Google Analytics:</b> Mapping tables with start_date and end_date on a where clause have the following requirements:</p> <ol style="list-style-type: none"> <li>Acceptable values for start_date and end_date are: <ul style="list-style-type: none"> <li>today</li> <li>yesterday</li> <li>&lt;N&gt; daysAgo (where &lt;N&gt; represents the number of days)</li> <li>YYYY-MM-DD (year/month/day date format)</li> </ul> </li> <li>If there is a subquery then the start_date clause must in the innermost subquery.</li> </ol> <p>Note that if optimizations are skipped then the start_date and end_date won't take affect.</p>  | 795      |
| <p><b>Oracle BI Enterprise Systems:</b> Unknown error occurred while processing the query. The Oracle BI Enterprise Systems data source has timed out on the query.</p> <p><i>Workaround:</i> Rewrite your query to return smaller datasets then join the results. For example you may want to query data one quarter at a time rather than for a whole year.</p>   | 2099     |
| <p><b>Apache Cassandra™:</b> Mapping tables using the CQL (Cassandra Query Language) protocol some columns are not accessible.</p> <p><i>Background:</i> There are issues around declaring a single column 'statically' in the CREATE COLUMN FAMILY statement, then adding other columns 'dynamically', as discussed in the <i>Mixing static and dynamic</i> section of <a href="http://www.datastax.com/dev/blog/thrift-to-cql3">http://www.datastax.com/dev/blog/thrift-to-cql3</a>: "the upgrade to CQL3 will be less straightforward than in the case of pure static or pure dynamic column families. Namely, CQL3 still consider the column family static because the definition of [ADDRESS is static]. But since the [other] columns themselves are not declared ... you will not be able to access them for CQL3"</p> | 3024     |

| Known Issue   | Issue ID |
|---|----------|
| <p><b>Apache Cassandra:</b> Attempting to connect from Windows machine with IPv6 enabled (which includes, for instance, Windows 7 by default) to an <b>Apache Cassandra</b> server on the same machine using the host name "localhost" fails with the message "Could not connect client socket: Already open".</p> <p><i>Workaround:</i> Connect with the equivalent IPv4 address instead, for example "127.0.0.1".</p> | 12763    |
| <p><b>Apache Cassandra:</b> Databases must be configured to use an Order Preserving Partitioner in order to support range queries on the identifier column.</p>   | 11518    |
| <p><b>Apache Cassandra:</b> Mapping tables with dynamic super columns whose names contain dynamic column names is not supported.</p>  | 11506    |
| <p><b>Apache Cassandra:</b> Toad Intelligence Central does not support column-oriented tables. Toad Intelligence Central is only able to discover tables in the key-value model.</p>  |          |
| <p><b>MongoDB:</b> For a MongoDB 3.0 (or later) connection, the user must have Read/Write privileges in the MongoDB database in order to view sub-tables (MongoDB embedded documents).</p>  | 5520     |
| <p><b>MySQL:</b> Character data not encoded in UTF-8 is truncated at the first non-ASCII character.</p> <p>For example the word <i>Protegé</i> from a column encoded in latin1 is truncated to <i>Proteg</i>.</p>   | 12668    |
| <p><b>Toad Data Point 4.0 - SAP ASE:</b> In an SAP ASE time type column, fractional seconds might be unexpectedly trimmed from data. This issue was encountered in a data object (snapshot) published from an SAP ASE data source using Toad Data Point 4.0 (or earlier).</p>   | QAT-7839 |

## Third party connections to Toad Intelligence Central

**Table 6: Known issues using third party connections to Toad Intelligence Central**

| Known Issue  | Issue ID |
|--|----------|
| Third Party Connections require default-character-set=utf8 | 2048     |



# System Requirements

Before installing Toad Intelligence Central 5.0.6, ensure that your system meets the following minimum hardware and software requirements.

## Toad Intelligence Central server

Ensure your hardware is appropriate for the expected usage.

**Table 7: Hardware requirements of the Toad Intelligence Central server host**

| Configuration | Connected Users <sup>1</sup> | Active Users <sup>2</sup> | Logical Processors <sup>3</sup> | Memory | ProgramData\Quest Software\Toad Intelligence Central <sup>4</sup> | Network Capacity |
|---------------|------------------------------|---------------------------|---------------------------------|--------|---|------------------|
| Desktop       | 20                           | 1 - 5                     | 2                               | 8 GB   | 500 GB  | 100 Mbit/s       |
| Small Server  | 50                           | 6 - 15                    | 4                               | 32 GB  | 2 TB dedicated data disk or striped over 2-3 spindles             | 200 Mbit/s       |
| Large Server  | 100                          | 16 - 30                   | 8                               | 64 GB  | 4 TB striped over 3-4 spindles                                    | 400 Mbit/s       |

### **i** NOTES:

1. **Connected Users** defines the maximum number of users who may be connected to Toad Intelligence Central at the same time.
2. **Active Users** defines the number of connected users who may be executing queries or publishing objects at the same time.
3. **Logical Processors** defines the number of sockets multiplied by the number of cores.
4. **ProgramData\Quest Software\Toad Intelligence Central** stores user information, data source connection information and mappings, snapshots and datasets. The location of this folder is defined when Toad Intelligence Central is installed. The default location for the folder is \ProgramData\Quest Software\Toad Intelligence Central\.

**i** **TIP:** For higher numbers of Active Users, disk performance (on ProgramData\Quest Software\Toad Intelligence Central) will improve significantly if the data is striped across multiple spindles to enable concurrent I/O operations. This is especially true when Intelligence Central snapshots or datasets are heavily used.

**Table 8: Software requirements of the Toad Intelligence Central server host**

|                     |   |
|---------------------|---|
| Operating System    | Windows® 7 (64-bit) Service Pack 1 (SP1)<br>Windows 8.1 (64-bit)<br>Windows 10 (64-bit)<br>Windows Server® 2008 (64-bit)<br>Windows Server 2008 R2 (64-bit)<br>Windows Server 2012 (64-bit)<br>Windows Server 2016 (64-bit)<br>Windows Server 2019 (64-bit)   |
| .NET Framework      | .NET 4.7.1 or later is required.  |
| Additional Software | <b>Update for Universal C Runtime in Windows.</b> See <a href="#">KB2999226</a> or <a href="#">Visual C++ Redistributable for VS 2015</a> for more information.   |
| ODBC Drivers        | To connect to ODBC data sources, supporting ODBC drivers and necessary client files must be installed on the Toad Intelligence Central server host computer.<br><br><div style="border-left: 2px solid black; padding-left: 10px; margin-left: 20px;"> <p><b>i</b>   <b>TIP:</b> If your environment includes Toad Data Point refer to the following section:<br/><b>Working with Toad Data Point.</b></p> </div> |
| DB2®                | DB2 ODBC driver (included in the Toad Data Point install)<br>DB2 client<br>DB2 catalog  |
| MySQL               | MySQL Connector/ODBC 5.1.6  |
| Oracle              | Oracle (32 bit and 64 bit): 11g instant client + ODBC supplement<br>OCI client<br>Tnsnames.ora file   |
| SQL Azure           | SQL Server Native Client 10.0   |
| SQL Server®         | SQL Server Native Client 10.0   |
| Sybase®             | Sybase ODBC driver (included in the Toad Data Point install)  |
| Teradata®           | Teradata ODBC driver<br>Teradata .Net Data Provider   |
| Other ODBC          | 32-bit, System DSN  |

---

|                              |  |
|------------------------------|--|
| Working with Toad Data Point | <p>Install Toad Data Point on the Toad Intelligence Central server host computer. Toad Data Point is automatically installed when you use the Toad Intelligence Central Installer to install the Intelligence Central server. This ensures compatibility of features and drivers for objects published through Toad Data Point and is required in order for Toad Data Point automation scripts to execute on Intelligence Central.</p> <p>Following installation of Toad Data Point on the Toad Intelligence Central host computer, start the Toad Data Point application and add your Toad Data Point Professional license key. Adding your license key to Toad Data Point is required, however Toad Data Point installed via the Toad Intelligence Central installer is not counted in the Toad Data Point license count.</p> <p><b>Automation scripts</b>—If executing Automation scripts on the Toad Intelligence Central server, review the following:</p> <ul style="list-style-type: none"> <li>• <b>Email SMTP port</b>—If an Automation Script includes an instruction to send an email then in order for that email to be sent the Toad Intelligence Central server must have access to an email SMTP port.</li> <li>• <b>Microsoft Excel</b>—If an Automation Script includes an instruction to run a macro in an Excel® spreadsheet, then Microsoft Excel must be installed on the Toad Intelligence Central host computer for the macro to successfully execute.</li> </ul> |
|------------------------------|--|

---

## Toad Intelligence Central Web Server

The Toad Intelligence Central installer installs the Toad Intelligence Central Web Server on the same host computer as Toad Intelligence Central. The minimum requirements of the Toad Intelligence Central Web Server are as follows.

---

|             |   |
|-------------|---|
| IIS Express | The Toad Intelligence Central Web Server requires Microsoft IIS Express be installed. Installation of IIS Express is included in the installer and will run only if required and by your agreement.   |
| Port        | <p>Port 80 is reserved for the web port. During installation, you can change this if required.</p> <p>It is not advisable to install other web servers on the Toad Intelligence Central server host.</p> <p>Ensure the port is open for TCP inbound connection. Ensure the Windows firewall and any other firewalls affecting the Toad Intelligence Central server host allow access to the Web Server.</p> |
| Web Browser | <p>Access Toad Intelligence Central from any of the following Web browsers:</p> <ul style="list-style-type: none"> <li>• Internet Explorer® 10 (or later). Compatibility View not supported.</li> <li>• Chrome™ browser: latest stable version</li> <li>• Firefox®: latest stable version</li> <li>• Safari®: latest stable version</li> </ul>  |

---

# Data connectivity license - data source connections

A valid data connectivity license supports the following data sources.

|                       |  |
|-----------------------|--|
| Business Intelligence | Dell Boomi<br>Google Analytics<br>Oracle Business Intelligence Enterprise Edition 10g, 11g and 12c<br>SAP Business Objects Query as a Web Service (QAAWS) XI 3.0, 3.1 and 4.1<br>Salesforce<br>SharePoint Lists using Data Services over SharePoint Server 2013 via OData. Also, SharePoint Online.<br>Hive versions 0.10 (CDH 4.2), 0.13, 1.1 (CDH 5.12), 2.1.0.<br>HiveServer2 is supported.<br>SQL Server Analysis Services 2016<br>OData - Generic for any OData service versions 1, 2, 3 and 4. |
| Relational            | ODBC-compliant databases. <i>See above section on ODBC drivers for details.</i>  |
| Cloud                 | Azure Table Services<br>Apache Cassandra™ versions 1.0.5, 1.2.3, 2.0.9, 2.1.7, 3.0.5, 3.4, and 3.11.0<br>Apache HBase™ versions 0.89, 0.90.3, 0.98.6, and 1.2.6<br>MongoDB™ versions 2.0.1, 2.6, 2.6.5, 3.0, 3.2.4, 3.4.6, and 4.0.0<br>Amazon DynamoDB<br>Cloudera Impala 2.9.0<br>SimpleDB   |

## Product Licensing

Toad Intelligence Central is shipped with a trial key that enables a 90 day open trial license to Toad Intelligence Central. Use this key to evaluate Toad Intelligence Central without restriction.

At the end of the 90 day trial, if a Data Connectivity license has not been entered, your access to Toad Intelligence Central will be limited to Toad Intelligence Central Community Edition. Entry of a Data Connectivity license is required to use Toad Intelligence Central with Data Connectivity. Any Toad Intelligence Central license from a prior release can serve as a Data Connectivity license for this release.

Any user can enter a license. Administrator credentials are required to remove a license.

### **To activate a license**

1. From a web browser, log in to Toad Intelligence Central.
2. Select **Administration | Licensing**.

3. Click **Add License**.

# Getting Started with Toad Intelligence Central

## Upgrade and Installation Instructions

Refer to the *Toad Intelligence Central Deployment Guide* for instructions.

This release of Toad Intelligence Central has been tested with and supports an upgrade from either of the two previous versions. For example, an upgrade to Intelligence Central 5.0 from either version 4.3 or version 3.3 has been tested and is supported.

**i** | **NOTE:** The Toad Intelligence Central Data folder stores user information, data source connection information and mappings, snapshots and datasets. This folder is not affected by an upgrade. By default, the location of the Toad Intelligence Central Data folder is ProgramData\Quest Software\Toad Intelligence Central\. If you upgraded from Intelligence Central 3.2 (or earlier), the Toad Intelligence Central data folder could be located here: ProgramData\Dell\Toad Intelligence Central.

## Additional Resources

To find additional information, read product documentation, and connect with the community, see the following:

- [Product Documentation](#)
- [Toad Intelligence Central User Forum](#)
- [Toad Intelligence Central Blogs](#)
- [Toad World](#)

## Globalization

This section contains information about installing and operating this product in non-English configurations, such as those needed by customers outside of North America. This section does not replace the materials about supported platforms and configurations found elsewhere in the product documentation.

This release is Unicode-enabled and supports any character set. In this release, all product components should be configured to use the same or compatible character encodings and should be installed to use the same locale and regional options. This release is targeted to support operations in the following regions: North America, Central and Eastern Europe.

# About Us

## We are more than just a name

We are on a quest to make your information technology work harder for you. That is why we build community-driven software solutions that help you spend less time on IT administration and more time on business innovation. We help you modernize your data center, get you to the cloud quicker and provide the expertise, security and accessibility you need to grow your data-driven business. Combined with Quest's invitation to the global community to be a part of its innovation, and our firm commitment to ensuring customer satisfaction, we continue to deliver solutions that have a real impact on our customers today and leave a legacy we are proud of. We are challenging the status quo by transforming into a new software company. And as your partner, we work tirelessly to make sure your information technology is designed for you and by you. This is our mission, and we are in this together. Welcome to a new Quest. You are invited to Join the Innovation.

## Our brand, our vision. Together.

Our logo reflects our story: innovation, community and support. An important part of this story begins with the letter Q. It is a perfect circle, representing our commitment to technological precision and strength. The space in the Q itself symbolizes our need to add the missing piece—you—to the community, to the new Quest.

## Contact Quest

For sales or other inquiries, visit [www.quest.com/contact](http://www.quest.com/contact).

## Technical Support Resources

Technical support is available to Quest customers with a valid maintenance contract and customers who have trial versions. You can access the Quest Support Portal at <https://support.quest.com>.

The Support Portal provides self-help tools you can use to solve problems quickly and independently, 24 hours a day, 365 days a year. The Support Portal enables you to:

- Submit and manage a Service Request
- View Knowledge Base articles
- Sign up for product notifications
- Download software and technical documentation
- View how-to-videos
- Engage in community discussions
- Chat with support engineers online
- View services to assist you with your product

# Copyright information

Copyright© 2019 Quest Software Inc.  
ALL RIGHTS RESERVED.

This guide contains proprietary information protected by copyright. The software described in this guide is furnished under a software license or nondisclosure agreement. This software may be used or copied only in accordance with the terms of the applicable agreement. No part of this guide may be reproduced or transmitted in any form or by any means, electronic or mechanical, including photocopying and recording for any purpose other than the purchaser's personal use without the written permission of Quest Software Inc.

The information in this document is provided in connection with Quest Software products. No license, express or implied, by estoppel or otherwise, to any intellectual property right is granted by this document or in connection with the sale of Quest Software products. EXCEPT AS SET FORTH IN THE TERMS AND CONDITIONS AS SPECIFIED IN THE LICENSE AGREEMENT FOR THIS PRODUCT, QUEST SOFTWARE ASSUMES NO LIABILITY WHATSOEVER AND DISCLAIMS ANY EXPRESS, IMPLIED OR STATUTORY WARRANTY RELATING TO ITS PRODUCTS INCLUDING, BUT NOT LIMITED TO, THE IMPLIED WARRANTY OF MERCHANTABILITY, FITNESS FOR A PARTICULAR PURPOSE, OR NON-INFRINGEMENT. IN NO EVENT SHALL QUEST SOFTWARE BE LIABLE FOR ANY DIRECT, INDIRECT, CONSEQUENTIAL, PUNITIVE, SPECIAL OR INCIDENTAL DAMAGES (INCLUDING, WITHOUT LIMITATION, DAMAGES FOR LOSS OF PROFITS, BUSINESS INTERRUPTION OR LOSS OF INFORMATION) ARISING OUT OF THE USE OR INABILITY TO USE THIS DOCUMENT, EVEN IF QUEST SOFTWARE HAS BEEN ADVISED OF THE POSSIBILITY OF SUCH DAMAGES. Quest Software makes no representations or warranties with respect to the accuracy or completeness of the contents of this document and reserves the right to make changes to specifications and product descriptions at any time without notice. Quest Software does not make any commitment to update the information contained in this document.

If you have any questions regarding your potential use of this material, contact:

Quest Software Inc.  
Attn: LEGAL Dept  
4 Polaris Way  
Aliso Viejo, CA 92656

Refer to our Web site ([www.quest.com](http://www.quest.com)) for regional and international office information.

## Patents

Quest Software is proud of our advanced technology. Patents and pending patents may apply to this product. For the most current information about applicable patents for this product, please visit our website at [www.quest.com/legal](http://www.quest.com/legal).

## Trademarks

Quest, Toad, and the Quest logo are trademarks of Quest Software Inc. in the U.S.A. and other countries. For a complete list of Quest Software trademarks, please visit our website at [www.quest.com/legal](http://www.quest.com/legal). Microsoft, Windows, Windows Server, Excel, SQL Server, Active Directory and SharePoint are either registered trademarks or trademarks of Microsoft Corporation in the United States and/or other countries. Oracle is a registered trademark of Oracle and/or its affiliates in the United States and other countries. Google® and Google Analytics™ are registered trademarks of Google Inc. SAP® and SYBASE® are the trademark or registered trademark of SAP AG in Germany and in several other countries. Salesforce.com and Salesforce are trademarks of salesforce.com, inc. and are used here with permission. Apache, Apache Hadoop, Hadoop, Apache Cassandra, Cassandra, Apache HBase, HBase, Apache Hive and Hive are trademarks of the Apache Software Foundation. Amazon SimpleDB™ and SimpleDB™ are trademarks of Amazon.com, Inc. or its affiliates in the United States and/or other countries. MongoDB is a trademark of MongoDB, Inc. Kerberos is a trademark of the Massachusetts Institute of Technology (MIT). Other trademarks are property of their respective owners.

## Legend

**i** | **IMPORTANT, NOTE, TIP, MOBILE, or VIDEO:** An information icon indicates supporting information.

**!** **CAUTION:** A CAUTION icon indicates potential damage to hardware or loss of data if instructions are not followed.

Toad Intelligence Central Quick Start Guide  
Updated - Wednesday, July 24, 2019  
Software Version - 5.0.6