



syslog-ng Premium Edition 6 LTS

# Performance Guideline for syslog-ng Premium Edition 6 LTS

**Copyright 2019 One Identity LLC.**

**ALL RIGHTS RESERVED.**

This guide contains proprietary information protected by copyright. The software described in this guide is furnished under a software license or nondisclosure agreement. This software may be used or copied only in accordance with the terms of the applicable agreement. No part of this guide may be reproduced or transmitted in any form or by any means, electronic or mechanical, including photocopying and recording for any purpose other than the purchaser's personal use without the written permission of One Identity LLC .

The information in this document is provided in connection with One Identity products. No license, express or implied, by estoppel or otherwise, to any intellectual property right is granted by this document or in connection with the sale of One Identity LLC products. EXCEPT AS SET FORTH IN THE TERMS AND CONDITIONS AS SPECIFIED IN THE LICENSE AGREEMENT FOR THIS PRODUCT, ONE IDENTITY ASSUMES NO LIABILITY WHATSOEVER AND DISCLAIMS ANY EXPRESS, IMPLIED OR STATUTORY WARRANTY RELATING TO ITS PRODUCTS INCLUDING, BUT NOT LIMITED TO, THE IMPLIED WARRANTY OF MERCHANTABILITY, FITNESS FOR A PARTICULAR PURPOSE, OR NON-INFRINGEMENT. IN NO EVENT SHALL ONE IDENTITY BE LIABLE FOR ANY DIRECT, INDIRECT, CONSEQUENTIAL, PUNITIVE, SPECIAL OR INCIDENTAL DAMAGES (INCLUDING, WITHOUT LIMITATION, DAMAGES FOR LOSS OF PROFITS, BUSINESS INTERRUPTION OR LOSS OF INFORMATION) ARISING OUT OF THE USE OR INABILITY TO USE THIS DOCUMENT, EVEN IF ONE IDENTITY HAS BEEN ADVISED OF THE POSSIBILITY OF SUCH DAMAGES. One Identity makes no representations or warranties with respect to the accuracy or completeness of the contents of this document and reserves the right to make changes to specifications and product descriptions at any time without notice. One Identity does not make any commitment to update the information contained in this document.

If you have any questions regarding your potential use of this material, contact:

One Identity LLC.  
Attn: LEGAL Dept  
4 Polaris Way  
Aliso Viejo, CA 92656

Refer to our Web site (<http://www.OneIdentity.com>) for regional and international office information.




**Patents**

One Identity is proud of our advanced technology. Patents and pending patents may apply to this product. For the most current information about applicable patents for this product, please visit our website at <http://www.OneIdentity.com/legal/patents.aspx>.

**Trademarks**

One Identity and the One Identity logo are trademarks and registered trademarks of One Identity LLC. in the U.S.A. and other countries. For a complete list of One Identity trademarks, please visit our website at [www.OneIdentity.com/legal](http://www.OneIdentity.com/legal). All other trademarks are the property of their respective owners.

**Legend**

-  **WARNING:** A WARNING icon indicates a potential for property damage, personal injury, or death.
-  **CAUTION:** A CAUTION icon indicates potential damage to hardware or loss of data if instructions are not followed.
-  **IMPORTANT, NOTE, TIP, MOBILE, or VIDEO:** An information icon indicates supporting information.

# Contents

1. Preface .....	4
0.1. Executive summary .....	5
0.1.1. Optimizing multithreaded performance .....	5
0.1.2. Use cases for performance improvement .....	7
0.1.3. Configuration guidelines .....	8
0.1.4. Configuration guidelines for Windows Agent .....	14
0.1. The test environment .....	16
1. About us .....	18
1.1. Contacting us .....	18
1.2. Technical support resources .....	18

# 1. Preface

This document summarizes the findings of several performance tests and measurements carried out on different versions of syslog-ng Premium Edition. The main focus was syslog-ng PE version 6 LTS, but similar performance tests are performed and published regularly with every major syslog-ng PE release.

## 0.1. Executive summary

The main findings of the performance tests are as follows:

- The fastest way the syslog-ng PE application can receive log messages from the network is using plain TCP transport with the `network()` source driver.
- By default, syslog-ng PE runs in multithreaded mode to scale to multiple CPUs or cores for increased performance.

Depending on the exact syslog-ng PE configuration, environment, and other parameters, syslog-ng PE is capable of processing:

- over 590,000 messages per second (over 220 MB of data per second) when receiving messages from multiple connections and storing them in text files
  - over 560,000 messages per second (210 MB of data per second) when receiving messages from multiple connections and storing them in logstore files (that is, encrypted files)
  - over 565,000 messages per second (over 210 MB of data per second) when receiving messages from multiple secure (TLS-encrypted) connections and storing them in text files.
- The tests were performed using real log messages of 130-2000 bytes and of varying complexity, obtained from real machines. The tests ran for 10 minutes.
  - PatternDB only works on one thread. Therefore, using PatternDB can significantly decrease performance depending on how many messages match a pattern in the specified ruleset. If a large amount of messages are being received but the specified pattern matches a small number of messages, there is no significant performance degradation.
  - Using disk buffer on the client side can significantly degrade performance. This is especially the case if relays that are heavily loaded are used together with disk buffer enabled on the relays. Performance can also be degraded if lots of messages are received on the syslog-ng server, and are forwarded through the network (for example to a log analyzer or SIEM), and therefore disk buffer is enabled on the server as well.
  - Higher `stats_level` decreases the performance. For example, `stats_level(2)` means -10% in performance.
  - Simple filtering (for example, filtering on facility or tag) has no impact on performance at all. However, regular expressions, even simple ones, significantly decrease the message-processing rate, by about 40-45%.
  - Results of the performance tests show a standard deviation of +/-5%. This means that when comparing measurements of a particular dimension (for example, non-encrypted versus encrypted log processing), a difference of 5% does not necessarily indicate a real difference in performance.

### 0.1.1. Optimizing multithreaded performance

**Sources:**

In syslog-ng, every source has a reader thread. To improve scaling on the source side, use multiple sources instead of one.

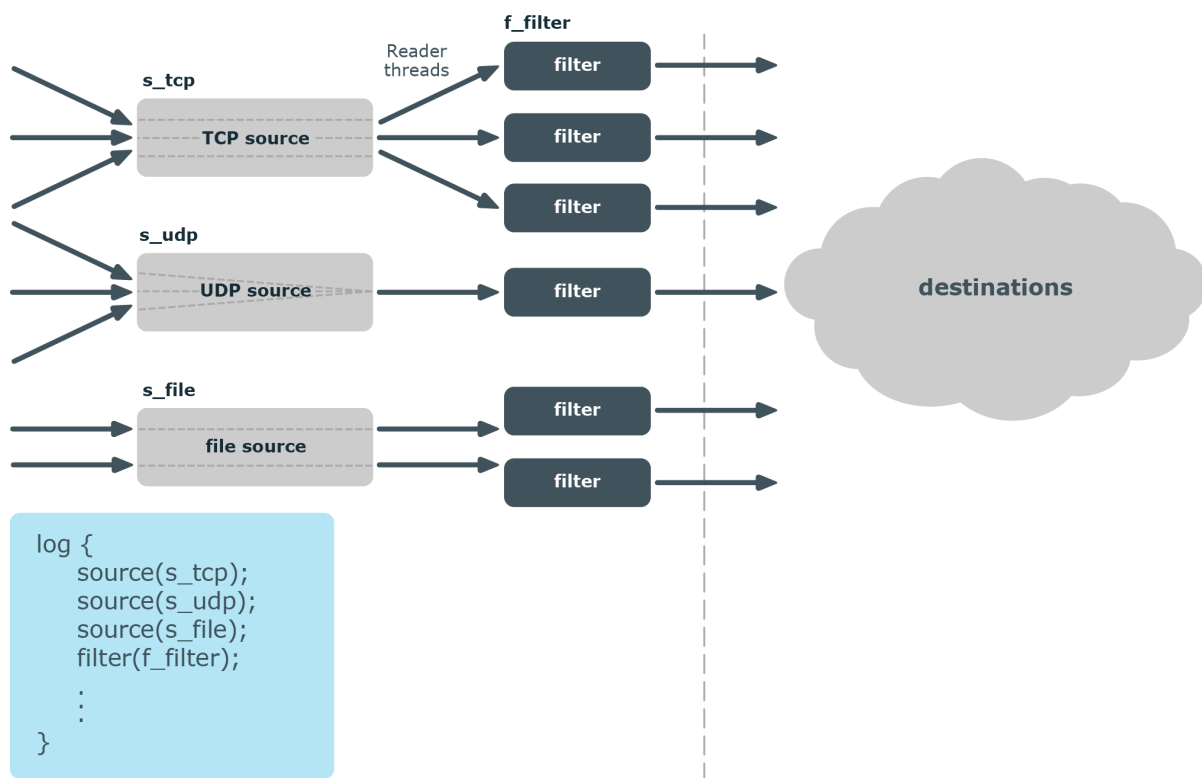
For example, if you are using a file source with a wildcard character (such as `*.txt`), syslog-ng will monitor every matching file (and keep switching between them), but will use only one thread. It is best to configure several single file sources (such as `file source1`, `file source2`, and so on) that all monitor only a single file or a smaller range of files. In this case, every file source will use its own thread.

TCP-based network sources form an exception: a TCP-based network source will scale based on the number of active connections. This means that if there are 10 incoming TCP connections all coming to the same network source, then that source can use 10 threads, one thread for each connection.

**NOTE:**

UDP-based network sources do not scale by themselves because they always use a single thread. If you want to handle a large number of UDP connections, it is best to configure a subset of your clients to send the messages to a different port of your syslog-ng server, and use separate source definitions for each port.

**Figure 1. How multithreading works – sources**



**Message processors:**

Message processors — such as filters, rewrite rules, and parsers — are executed by the reader thread in a sequential manner.

For example, if you have a log path that defines two sources and a filter, the filter will be performed by the source1 reader thread when log messages come from source1, and by the source2 reader thread when log messages come from source2. This means that if log messages come from both source1 and source2, they will both have a reader thread and that way filtering will be performed simultaneously.

**NOTE:**

This is not true for PatternDB because it uses message correlation. When using PatternDB, it runs in only one thread at a time, and this significantly decreases performance.

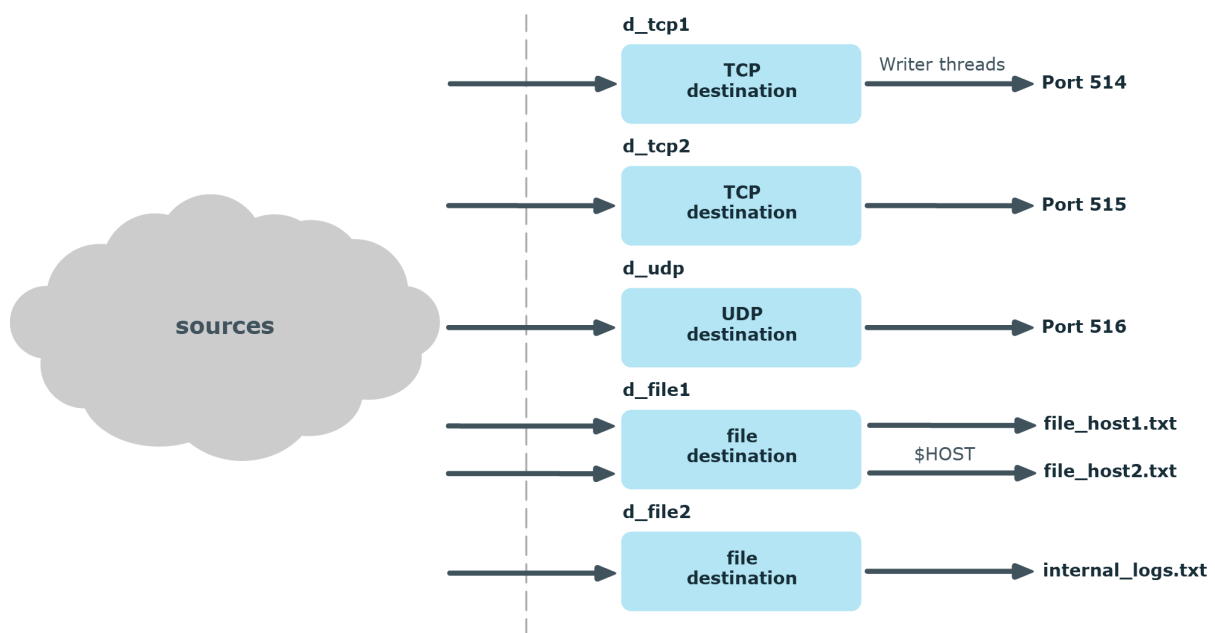
**Destinations:**

In syslog-ng, every destination has a writer thread. To improve scaling on the destination side, use multiple destinations instead of one.

For example, when sending messages to a syslog-ng server, you can use multiple connections to the server if you configure the syslog-ng server to receive messages on multiple ports, and configure the clients to use both ports.

When writing the log messages to files, use macros in the filename to split the messages to separate files (for example, using the `${HOST}` macro). Files with macros in their filenames are processed in separate writer threads.

**Figure 2. How multithreading works – destinations**



## 0.1.2. Use cases for performance improvement

**Improving performance with lots of connections:**

If there are several thousand active connections simultaneously, it is advised to place relay syslog-ng-s on another computer in front of the syslog-ng server. Switching between active

connections is time-consuming, while the amount of incoming messages is usually not significant. This problem is solved by using relays, since they are collecting the logs. The syslog-ng solution can handle lots of log messages sent from a few connections easily.

In the case of non-encrypted connections, it is best to handle no more than 5,000 connections per syslog-ng PE application. While in the case of secure (TLS-encrypted) and Reliable Log Transfer Protocol™ (RLTP™) connections, a single syslog-ng PE application should handle no more than 1,000 connections.

When your environment has more connections than the numbers advised above, then our recommendation is that those should be handled by more than one syslog-ng PE application. For example, in the case of secure and RLTP™ connections, when there are 2,000 connections, employ two relays, each of them running one syslog-ng PE application and handling 1,000 connections.

Note, however, that the exact capacity of syslog-ng PE depends on your particular circumstances (such as hardware performance, number and complexity of log messages, and so on), and needs to be measured on an individual basis. The recommendations indicated here are valid in an environment that handles a maximum of 200,000 EPS.

### **Storing lots of log messages:**

It requires large free disk space if syslog-ng receives lots of messages per second (note that syslog-ng can process messages at even 225 MB/sec speed). In this case, it is advised to use compressed logstore files instead of plain text files for storing data. The size of a compressed logstore (`compress(3)`) is only a few percent of the file destination. Obviously, the effectiveness of the compression depends on the pattern of the incoming messages, but since most of the time the log messages consist of simple text messages, they can be compressed quite effectively (around 90% compression rate).

### **Filtering messages:**

It is advised to use the simplest filters when filtering incoming messages. If a message can be filtered with several types of filters, check the measured data. For example, if a message is filtered with a `regex`, the performance of syslog-ng can drop down to 55-60% of the original performance level. Whereas if the `tag` or `facility` filters are used, there is no decrease in performance.

When using multiple filters one after the other, or connecting filters with the logical AND/OR operators, the order of filters has a significant impact on performance. We recommend to put those filters in front that are the most likely to match the incoming log messages (if known).

### **Identifying bottlenecks:**

It is advised to first identify the bottlenecks if the performance of syslog-ng seems to be too low. For example, if syslog-ng is writing on slow disks at the destination side, upgrading the source-side device will not help increasing the performance.

## **0.1.3. Configuration guidelines**

Log messages can be collected and processed at a faster rate in the latest version of syslog-ng Premium Edition compared to version 5 LTS and earlier versions but several configuration aspects will affect the rate at which log messages are collected and stored. The following tables show the results of tests performed with syslog-ng PE 6 LTS. Taking



the following factors into consideration will optimize syslog-ng Premium Edition performance:

**Number of network connections:**

In a multithreaded environment, an increase in connections will have no significant impact on the rate at which syslog-ng PE processes log messages.

**Table 1. Number of network connections**

Number of Connections	Messages Per Second	Average Data Rate (MB/sec)
10	600,000	225
50	575,000	215
100	555,000	210
200	565,000	210

Configuration: path – TCP, destination – multiple files (using macros), message size: 400 bytes

**Encrypted log transfer:**

The syslog-ng PE application uses the Transport Layer Security (TLS) protocol to encrypt the communication. TLS also allows the mutual authentication of the host and the server using X.509 certificates.

**Table 2. Encrypted log transfer – 10 connections**

	Legacy syslog		IETF syslog	
	Not Encrypted	TLS Encryption	Not Encrypted	TLS Encryption
Messages per second	600,000	570,000	140,000	140,000
Average data rate (MB/sec)	225	215	70	70

Configuration: path – TCP, multithreaded, 10 connections, destination – multiple files (using macros), message size: 400 bytes

**Table 3. Encrypted log transfer – 100 connections**

	Legacy syslog		IETF syslog	
	Not Encrypted	TLS Encryption	Not Encrypted	TLS Encryption
Messages per second	565,000	520,000	135,000	130,000
Average data rate (MB/sec)	210	195	70	65

Configuration: path – TCP, multithreaded, 100 connections, destination – multiple files (using macros), message size: 400 bytes

**Type of storage:**

The syslog-ng PE application can:

- Store log messages securely in encrypted, compressed and timestamped binary files.

While using encrypted and compressed logstore files uses more CPU resources, data is stored more securely and requires less storage space.

- Send syslog messages through the network to a syslog-ng PE server.
- Store log messages in a database.
- Store log messages in the [Hadoop Distributed File System \(HDFS\)](#).
- Send log messages to [Elasticsearch](#).

**Table 4. Type of storage — 10 connections**

Type of Storage	Messages Per Second	Average Data Rate (MB/sec)
Plain text file	290,000	110
Multiple plain text files (using macros, with log messages divided by hostname)	590,000	220
Logstore	210,000	80
Multiple logstores (using macros, with log messages divided by hostname)	560,000	210
Network destination — legacy syslog	360,000	135
Network destination — IETF syslog with RLTP™	35,000	10
Network destination — IETF syslog with RLTP™, compressed	20,000	10

Database destination — MongoDB  
 In the case of MongoDB destinations, performance is influenced by a number of criteria unrelated to syslog-ng. If you need information on MongoDB-related performance measurements, contact Balabit.

If you are an existing customer, [contact the Balabit Support Team](#). Otherwise, contact your Pre-Sales Engineer.

Database destination — SQL  
 In the case of SQL destinations, performance is influenced by a number of criteria unrelated to syslog-ng. If you need information on SQL-related performance measurements, contact Balabit.

If you are an existing customer, contact our Support Team. Otherwise, contact your Pre-Sales Engineer.

Configuration: path – TCP, multithreaded, 10 connections, message size: 400 bytes

Note: Writing into only one logstore cannot be scaled because of technical limitations even when syslog-ng receives messages from more connections.

**Table 5. Type of storage — 100 connections**

Type of Storage	Messages Per Second	Average Data Rate (MB/sec)
Plain text file	425,000	160
Multiple plain text files (using macros, with log messages divided by hostname)	565,000	210
Logstore	210,000	80
Multiple logstores (using macros, with log messages divided by hostname)	580,000	215
Network destination — legacy syslog	330,000	125
Network destination — IETF syslog with RLTP™	30,000	10
Network destination — IETF syslog with RLTP™, compressed	20,000	10
Database destination — MongoDB	<p>In the case of MongoDB destinations, performance is influenced by a number of criteria unrelated to syslog-ng. If you need information on MongoDB-related performance measurements, contact Balabit.</p> <p>If you are an existing customer, contact our Support Team. Otherwise, contact your Pre-Sales Engineer.</p>	
Database destination — SQL	<p>In the case of SQL destinations, performance is influenced by a number of criteria unrelated to syslog-ng. If you need information on SQL-related performance measurements, contact Balabit.</p> <p>If you are an existing customer, contact our Support Team. Otherwise, contact your Pre-Sales Engineer.</p>	

Type of Storage	Messages Per Second	Average Data Rate (MB/sec)
HDFS	140,000	50
	Note: Processing speed is heavily influenced by the number of HDFS data nodes in use. When syslog-ng writes multiple files to HDFS, and Hadoop places these on different data nodes, then processing speed might increase in proportion to the number of data nodes used (not necessarily in a linear fashion). The data provided here shows performance in the case of a single data node.	
Elasticsearch	1,500 (with <code>flush_limit(1)</code> )	1 (with <code>flush_limit(1)</code> )
	10,500 (with <code>flush_limit(5000)</code> )	5 (with <code>flush_limit(5000)</code> )

Configuration: path – TCP, multithreaded, 100 connections, message size: 400 bytes

Note: Writing into only one logstore cannot be scaled because of technical limitations even when syslog-ng receives messages from more connections.

### Number of files and directories when reading log messages from multiple plain text files:

When reading log messages from a set of files, the number of directories and the number of files per directory used have no significant impact on performance.

**Table 6. Number of files and directories**

Number of Directories	Number of Files Per Directory	Messages Per Second	Average Data Rate (MB/sec)
1	1	105,000	40
	10	100,000	40
	100	100,000	40
10	1	100,000	40
	10	100,000	40
	100	100,000	40
100	1	100,000	40
	10	100,000	40
	100	95,000	40

Configuration: path – TCP, multithreaded, File source message size: 400 bytes

### Disk buffer:

The syslog-ng Premium Edition stores messages on the local hard disk if the central log server or the network connection to the server becomes unavailable.

**Table 7. Disk buffer**

	Without Disk Buffer	Reliable	Normal
Messages per second	360,000	40,000	50,000

	<b>Without Disk Buffer</b>	<b>Reliable</b>	<b>Normal</b>
Average data rate (MB/sec)	135	15	20

Configuration: path – TCP, multithreaded, disk buffer: 1000 MB, 100 connections, message size: 400 bytes

### Log pre-processing:

Depending on the type of pre-processing, the rate at which syslog-ng PE collects messages can vary. Regular Expressions, rewriting, using parsers, as well as pattern recognition processing through PatternDB have a significant impact on the message processing rate. Facility filtering and tag filtering have no impact at all.

Note that in a multithreaded environment, PatternDB has a particularly large impact on performance.

**Table 8. Log pre-processing – 10 connections**

	<b>Messages Per Second</b>	<b>Average Data Rate (MB/sec)</b>
No pre-processing	595,000	225
All pre-processing (except PatternDB and JSON parser)	190,000	70
Simple regexp (for example, matching a single string)	335,000	125
Facility filter	595,000	225
Tag filter	595,000	225
PatternDB (10 % of messages matched)	35,000	10
Simple rewrite (for example, rewrite hostname)	260,000	100
JSON parser	70,000	45
kv parser	205,000	75

Configuration: path – TCP, multithreaded, 10 connections, message size: 400 bytes

**Table 9. Log pre-processing – 100 connections**

	<b>Messages Per Second</b>	<b>Average Data Rate (MB/sec)</b>
No pre-processing	570,000	215
All pre-processing (except PatternDB and JSON parser)	230,000	90
Simple regexp (for example, matching a single string)	340,000	125
Facility filter	555,000	205
Tag filter	565,000	210
PatternDB (10 % of messages matched)	30,000	10
Simple rewrite (for example, rewrite	310,000	115

	Messages Per Second	Average Data Rate (MB/sec)
hostname)		
JSON parser	60,000	40
kv parser	225,000	85

Configuration: path – TCP, multithreaded, 100 connections, message size: 400 bytes

### Application-level acknowledgement via Reliable Log Transfer Protocol™ (RLTP™):

The latest version of syslog-ng Premium Edition supports the RLTP™ that allows the logserver to notify clients when a message is received. The application-level acknowledgement has an effect on the number of log messages processed per second.

Performance is also heavily influenced by the degree of latency between two machines. This is due to how RLTP™ works. syslog-ng will not send a new batch of log messages until it has received acknowledgement from the receiving party about having processed the previous batch. When the acknowledgement takes longer to arrive (for example, because the machines are located on different continents), that can impact processing speed. In such cases, our recommendation is to increase the value of the `flush-lines` ( ) parameter, which determines how many lines of log messages are sent to a destination at a time.

**Table 10. Application-level acknowledgement via Reliable Log Transfer Protocol™ (RLTP™) – 10 connections**

	TCP	RLTP™
Messages per second	600,000	180,000
Average data rate (MB/sec)	224	90

Configuration: multithreaded, 10 connections, message size: 400 bytes

Note: This result is measured on the server side. When RLTP™ is applied on a relay server, both the source side and the destination side apply RLTP™, which would decrease performance slightly.

**Table 11. Application-level acknowledgement via Reliable Log Transfer Protocol™ (RLTP™) – 100 connections**

	TCP	RLTP™
Messages per second	560,000	180,000
Average data rate (MB/sec)	211	90

Configuration: multithreaded, 100 connections, message size: 400 bytes

Note: This result is measured on the server side. When RLTP™ is applied on a relay server, both the source side and the destination side apply RLTP™, which would decrease performance slightly.

## 0.1.4. Configuration guidelines for Windows Agent

The following table shows the results of tests performed with syslog-ng Agent 6 LTS.

**Table 12. Configuration guidelines for Windows Agent based on log sources**

<b>Source</b>	<b>Messages Per Second</b>
Eventlog	800 — 1,500
File	10,000

Configuration: path – TCP

## 0.1. The test environment

The test environment consisted of a single client and a server hardware, connected via a Gigabit switch. Note that in certain test runs, the client opened several separate connections to the servers to simulate real-life logging environments. The syslog-ng Premium Edition application was installed from the `.run` package.

### Hardware parameters:

The client hardware had the following main parameters:

- 2x Intel® Xeon® Processor E5-2620 v3 (15M Cache, 2.40 GHz, 8 GT/s Intel® QPI, 6 cores)
- Hyperthreading disabled, turbo boost disabled
- 16 GB RAM
- 10 Gbps Ethernet
- HDD 500 GB
- Operating system: `ubuntu-xenial amd64`

The server hardware had the following main parameters:

- 2x Intel® Xeon® Processor E5-2620 v3 (15M Cache, 2.40 GHz, 8 GT/s Intel® QPI, 6 cores)
- Hyperthreading disabled, turbo boost disabled
- 16 GB RAM
- 10 Gbps Ethernet
- SSD 500 GB
- Operating system: `ubuntu-xenial amd64`

### Performance improvement:

The following settings were used for performance improvement:

- Improving performance with lots of connections:  
max\_connections = active\_connections  
log\_iw\_size = number of active\_connections \* 1000  
log\_fetch\_limit = 1000  
flush\_lines = 1000  
log\_fifo\_size = log\_iw\_size \* 2  
use\_dns = no  
keep\_hostname = yes  
keep\_timestamp = no
- Improving performance with a few connections but high amount of traffic:  
Source side:  
log\_iw\_size = number of active\_connections \* 100,000  
log\_fetch\_limit = number of active\_connections \* 100,000



Destination side:

`log_fifo_size = max_connections * (log_iw_size/number of active_connections)`  
`flush_lines = 10,000 or greater`

**Resource usage:**

The performance tests were carried out in multithreaded mode:

`threaded(yes)`

One way to optimize the resource usage of syslog-ng PE is to limit the number of worker threads that syslog-ng uses. This helps prevent syslog-ng PE from using all available CPUs. You can limit the number of worker threads using the `--worker-threads` command-line option that sets the maximum total number of threads syslog-ng PE can use, including the main syslog-ng PE thread.

Note, however, that SQL sources and destinations, as well as Java destinations, such as Elasticsearch, HDFS, and Apache Kafka, always run in their own, separate threads. This means that the `--worker-threads` command-line option has no impact on them.

One Identity solutions eliminate the complexities and time-consuming processes often required to govern identities, manage privileged accounts and control access. Our solutions enhance business agility while addressing your IAM challenges with on-premises, cloud and hybrid environments.

## 1.1. Contacting us

For sales or other inquiries, visit <https://www.oneidentity.com/company/contact-us.aspx> or call +1-800-306-9329.

## 1.2. Technical support resources

Technical support is available to One Identity customers with a valid maintenance contract and customers who have trial versions. You can access the Support Portal at <https://support.oneidentity.com/>.

The Support Portal provides self-help tools you can use to solve problems quickly and independently, 24 hours a day, 365 days a year. The Support Portal enables you to:

- Submit and manage a Service Request
- View Knowledge Base articles
- Sign up for product notifications
- Download software and technical documentation
- View how-to-videos at [www.YouTube.com/OneIdentity](http://www.YouTube.com/OneIdentity)
- Engage in community discussions
- Chat with support engineers online
- View services to assist you with your product