

SQL Optimizer for SQL Server® 10.1

Wednesday, August 15, 2018

New in This Release

SQL Optimizer for SQL Server 10.1

This release of SQL Optimizer for SQL Server is a minor release and includes resolved issues and minor enhancements.

SQL Optimizer for SQL Server 10.0.3

SQL Optimizer 10.0.3 is a minor release and includes the following enhancements.

SQL Server 2016 Support

This release includes support for Microsoft SQL Server 2016.

- Added support for query hints, MAX_GRANT_PERCENT and MIN_GRANT_PERCENT, for SQL Server 2016.
- Added support for the new query hint, NO_PERFORMANCE_SPOOL, for SQL Server 2016.
- Added support for the new query hint argument, USE HINT, in SQL Server 2016 SP1.
- Added support for the table hint, SNAPSHOT, introduced in SQL Server 2014.

SQL Optimizer for SQL Server 10.0.1

SQL Optimizer for SQL Server 10.0.1 is a maintenance release and includes primarily resolved issues.

SQL Optimizer for SQL Server 10.0

Find SQL

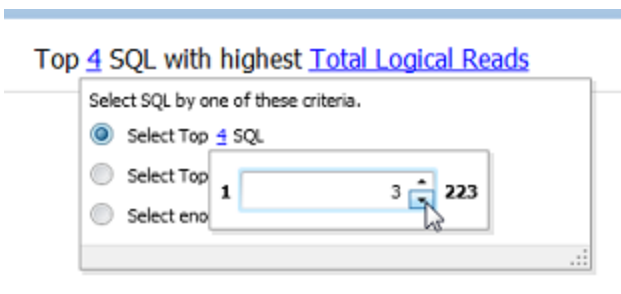
Search Results

The Find SQL module now includes a new *dashboard-style* summary page for search results.

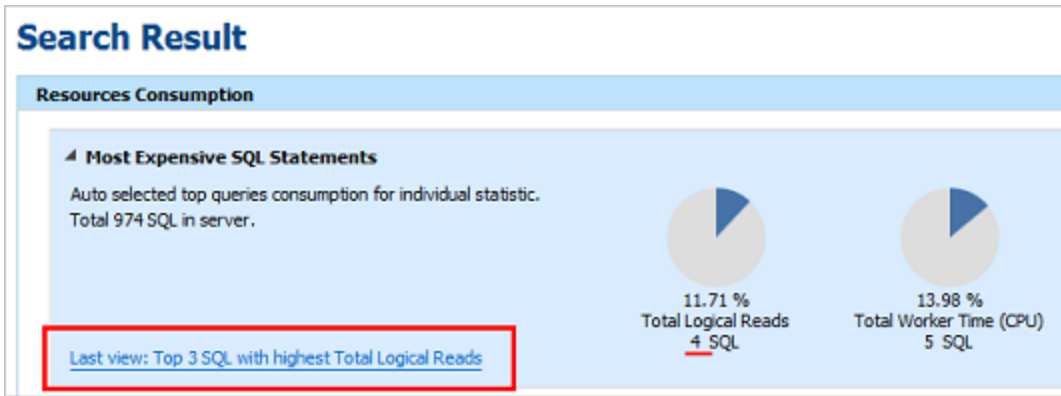
- SQL Optimizer displays the new *dashboard-style* page immediately after the search process is finished.
- When you open a saved session, the dashboard displays for easy navigation to results details.
- The dashboard displays a summary of results from your search. Results are grouped by resource consumed and by SQL location (SQL, batches, or database objects).
- Click a pie chart to open Top SQL, Top Batches, or Top Database Objects and quickly drill down to result details.



- This new *dashboard-style* page allows you to:
 - See a summary of all results on one page.
 - See a side-by-side comparison of resource utilization for the most resource-intensive SQL.
 - Easily compare other resources consumed by the selected SQL.
 - Easily compare resource consumption at SQL Batch and Database Object levels.
 - Go directly to a results page already filtered by resource consumed or SQL location (click the pie chart of interest).
- The *dashboard* displays a summary of results based on statistic totals (not averages).
- The number of SQL used in each pie chart is the Top *n* SQL suggested by SQL Optimizer. Click a pie chart to open the Summary Chart where you can adjust this number to fine-tune your view.




- Use the *dashboard* page to easily navigate between results views. This page also remembers your last view.



SQL Classification

Find SQL also conveniently groups the collected SQL statements into SQL Classification categories (problematic, complex, simple, and invalid).

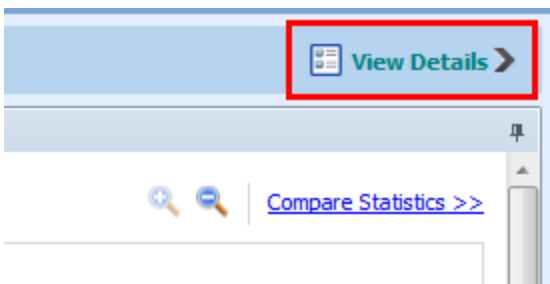
- The dashboard displays a color-coded pie chart that helps you visualize the percentage of SQL statements in each classification category. The legend lists the number of SQL in each category.



- Click a color-coded category in the pie chart to open the SQL by Classification page displaying the list of SQL statements in that category. Select a statement to view SQL text, execution plan, and batch or database object.

Summary Chart View

- You now click **View Details** to see the SQL details for Top SQL, Top Batches, or Top Database Objects.



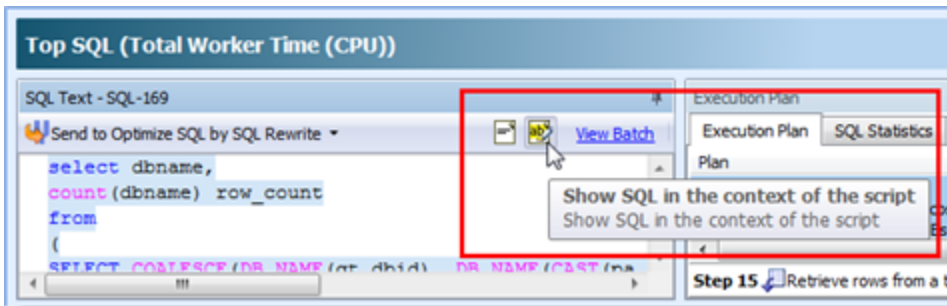
- Each Summary Chart view now includes a **Classification Type** column in the SQL grid.

SQL	Classification Type	Text
SQL-159	Problematic	select t
SQL-151	Complex	UPDAT
SQL-152	Simple	select t

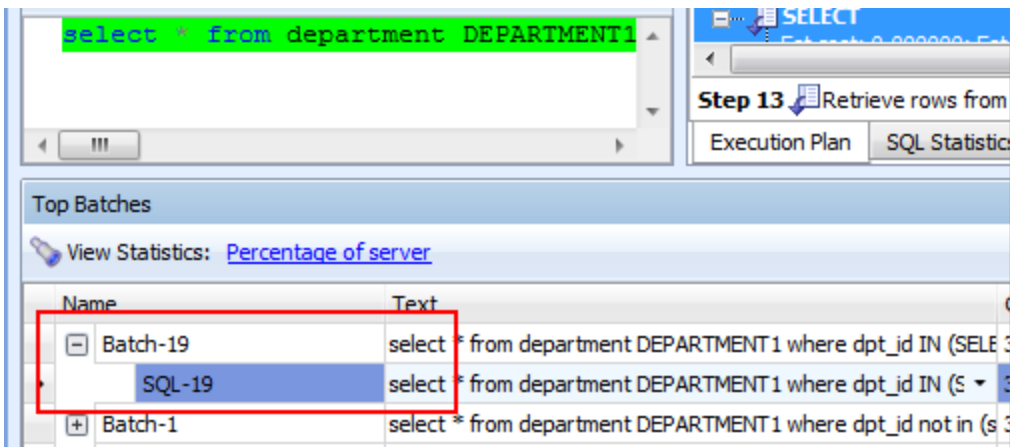
SQL Details View

The Details page has been redesigned to make it easier to view and compare SQL details.

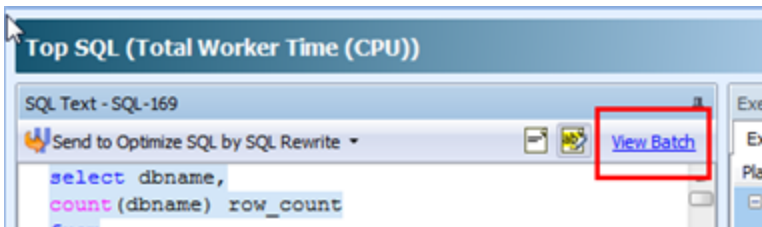
- The list of SQL and the details are now on the same page. Scroll through the SQL list to quickly view details of each SQL and see how the SQL relate to each other.
- When viewing details, you can now display the SQL text highlighted within the context of the batch or object.



- When viewing results by batch/object, expand the batch/object node to see the list of SQL in that batch/object. Select a SQL statement to see its details.



- In the Details view for Top SQL, select a SQL statement and drill down to see batch or object details.

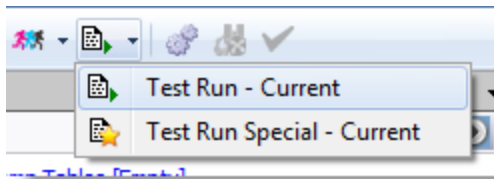


Optimize SQL

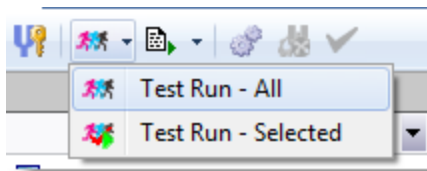
Test Run Function

New **Test Run** buttons replace the Execute and Batch Run buttons. Each button includes new sub-commands with slightly different functionality. These buttons have been redesigned to streamline the test run process. (To specify the number of records to retrieve and the number of times to test run alternatives, use the *Test Run Settings* dialog or the *Test Run Special Settings* dialog.)

- A new **Test Run Current** group button replaces the Execute button.



- Click **Test Run - Current** to test run a single alternative.
- Click **Test Run Special - Current** to test run a single alternative and specify test run options.
- The **Test Run All** group button replaces the Batch Run button. This new button includes the **Test Run - All** and **Test Run - Selected** commands to test run all alternative or a selected group of alternatives simultaneously. Use the Test Run Settings dialog to specify other options.



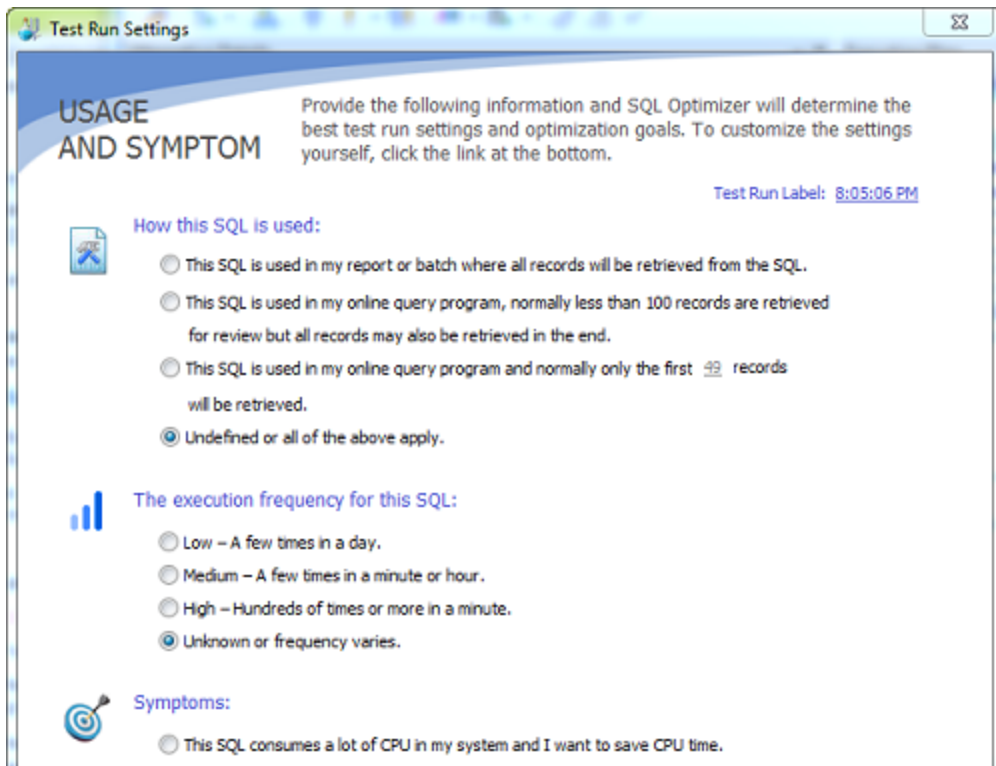
- The Batch Run All/Selected Multiple commands have been removed. To test run SQL multiple times, use the Test Run Settings dialog.
- The **Auto Optimize** button is no longer a group button. Click **Auto Optimize** to rewrite the original SQL and test run all alternatives. Use the Test Run Settings dialog to specify other options.

Test Run Settings Dialog

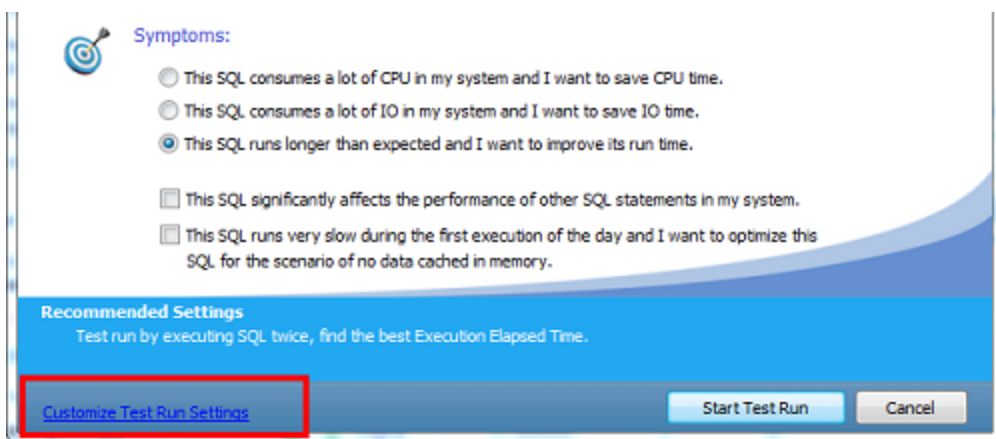
A new Test Run Settings dialog replaces the Session Batch Run Criteria dialog. This dialog opens when you select **Test Run - All** or **Test Run - Selected**.

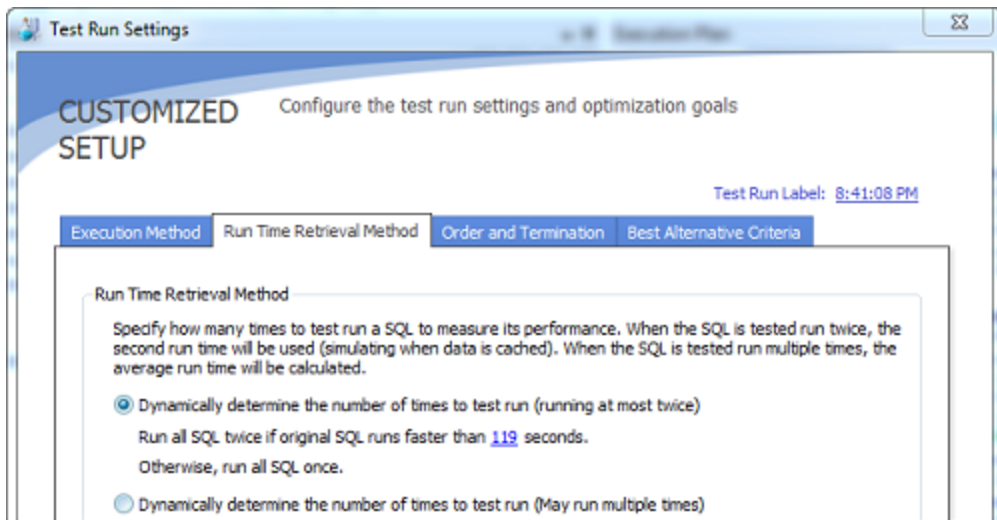
This new dialog streamlines the process of selecting test run options.

- Simplify the process of selecting test run settings by answering three questions about your original SQL. SQL Optimizer automatically determines the best test run settings based on your answers.



- If you prefer, you can specify test run settings manually by selecting the **Customize Test Run Settings** link at the bottom of the page. The Custom Setup page opens where you can specify detailed options for your test run.





- Several of the test run options have been refined to better help you identify the best SQL alternative.
 - When using the termination option **User-defined time**, you can select whether or not to terminate the original SQL if it is included in the batch.
 - When using the termination option **Percentage of original SQL run time**, you can select whether or not to run the original SQL again if it is not included in the batch.
 - The termination option **Run time of the fastest SQL** now applies to the fastest SQL in the batch, not all alternatives.
- **Flush data cache before running each SQL** is now the default selection.
- You can now apply a label to a test run to identify all alternatives that were executed in that test run. The label is displayed in the **Test Run Label** column in the Alternatives or Plans grid. Use the default timestamp or create a custom label.

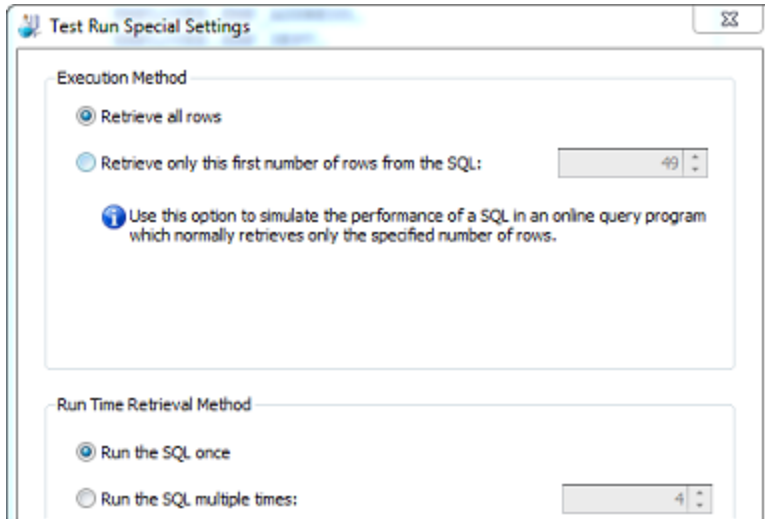
Test Run Label	Scenario Name
8:13:32 PM	Alt4
8:13:32 PM	Alt13
5:26:22 PM	Original
8:13:32 PM	Alt3

Test Run Special Settings Dialog

You can now specify test run options when you test run a single SQL or plan alternative.

- Select the **Test Run Special - Current** option to test run the alternative. The Test Run Special Settings dialog opens where you can specify the number of records to retrieve and the number of times to test run

the alternative.



Execution Statistics

- The following statistics are now included in the Alternatives pane and the Plans pane in Optimize SQL: Response Time, Writes, Buffers Received, and Bytes Received.

Linked Server Objects

- The Schema Information tab now identifies a table or view from a linked server by displaying *Remote Table* or *Remote View* in the **Type** field.

Syntax Support

- SQL Optimizer now supports SQL Server "linked servers" and queries that utilized linked servers.
- This release includes support for SQL Server synonyms.

[Back to Top](#)

Copyright 2018 Quest Software Inc.
ALL RIGHTS RESERVED.

This guide contains proprietary information protected by copyright. The software described in this guide is furnished under a software license or nondisclosure agreement. This software may be used or copied only in accordance with the terms of the applicable agreement. No part of this guide may be reproduced or transmitted in any form or by any means, electronic or mechanical, including photocopying and recording for any purpose other than the purchaser's personal use without the written permission of Quest Software Inc.

The information in this document is provided in connection with Quest Software products. No license, express or implied, by estoppel or otherwise, to any intellectual property right is granted by this document or in connection with the sale of Quest Software products. EXCEPT AS SET FORTH IN THE TERMS AND CONDITIONS AS SPECIFIED IN THE LICENSE AGREEMENT FOR THIS PRODUCT, QUEST SOFTWARE ASSUMES NO LIABILITY WHATSOEVER AND DISCLAIMS ANY EXPRESS, IMPLIED OR STATUTORY WARRANTY RELATING TO ITS PRODUCTS INCLUDING, BUT NOT LIMITED TO, THE IMPLIED WARRANTY OF MERCHANTABILITY, FITNESS FOR A PARTICULAR PURPOSE, OR NON-INFRINGEMENT. IN NO EVENT SHALL QUEST SOFTWARE BE LIABLE FOR ANY DIRECT, INDIRECT, CONSEQUENTIAL, PUNITIVE, SPECIAL OR INCIDENTAL DAMAGES (INCLUDING, WITHOUT LIMITATION, DAMAGES FOR LOSS OF PROFITS, BUSINESS INTERRUPTION OR LOSS OF INFORMATION) ARISING OUT OF THE USE OR INABILITY TO USE THIS DOCUMENT, EVEN IF QUEST SOFTWARE HAS BEEN ADVISED OF THE POSSIBILITY OF SUCH DAMAGES. Quest Software makes no representations or warranties with respect to the accuracy or completeness of the contents of this document and reserves the right to make changes to specifications and product descriptions at any time without notice. Quest Software does not make any commitment to update the information contained in this document.

If you have any questions regarding your potential use of this material, contact:

Quest Software Inc.
Attn: LEGAL Dept
4 Polaris Way
Aliso Viejo, CA 92656

Refer to our Web site (<https://www.quest.com>) for regional and international office information.

Patents

SQL Optimizer for SQL Server is protected by U.S. Patents # 8,332,346 and 8,499,001. Additional patents pending. For the most current information about applicable patents for this product, please visit our website at <https://www.quest.com/legal>.

Trademarks

Quest, Quest Software, Benchmark Factory, Foglight, Spotlight, Toad, and the Quest logo are trademarks of Quest Software Inc. in the U.S.A. and other countries. For a complete list of Quest Software trademarks, please visit our website at <https://www.quest.com/legal>. Microsoft, Windows, Windows Server, SQL Server, Excel, and Windows Vista are either registered trademarks or trademarks of Microsoft Corporation in the United States and/or other countries. Citrix and XenApp are trademarks of Citrix Systems, Inc. and/or one or more of its subsidiaries, and may be registered in the United States Patent and Trademark Office and in other countries. Other trademarks are property of their respective owners.

[Back to Top](#)