

Quest SQL Optimizer for SAP ASE 3.9

Release Notes

Tuesday, July 31, 2018

Welcome to Quest SQL Optimizer for SAP ASE

SQL Optimizer contains the following features:

- Identifies problematic SQL statements in database applications
- Diagnoses SQL related performance bottlenecks with visual analysis of Adaptive Server's performance metrics
- Generates SQL alternatives to automatically locate the most-efficient SQL statement
- Proposes new index candidates for a SQL statement and identifies performance effects of adding new indexes to the database
- Analyzes the effect on performance when changing Adaptive Server configuration parameters
- Preempts performance degradation before deploying applications to production or when upgrading Adaptive Server
- Identifies unused indexes in the database to free up space and decrease maintenance
- Integrates DDL generation for multiple SQL statements and an interface that allows the creation of scripts and execution of commands

New in This Release

Quest SQL Optimizer for SAP® ASE 3.9 is a maintenance release containing bug fixes and enhancements.

Known Issues

Feature	Known Issue	Defect ID																										
	<p>SQL Optimizer cannot terminate a database connection or an operation when the Adaptive Server transaction log is full. Thus, if the transaction log becomes full while you are using SQL Optimizer, the program may hang. This only happens if the Adaptive Server 'abort tran log full' option is set ON.</p> <p>Workaround: Dump the transaction log.</p> <p>DUMP TRANSACTION database_name WITH TRUNCATE_ONLY Or, you may set the Adaptive Server 'abort tran on log full' option to OFF. You must evaluate whether this is an appropriate setting for your database environment.</p> <p>The "WITH INTO_OPTION" syntax in the INTO clause of a SELECT statement is not supported.</p>	ST45442																										
General	<p>The information for some data types does not display when records are retrieved from the database. This occurs on the Data tab of the Database Explorer module, the Run Results window in the SQL Optimizer module, and on the Result panel of the SQL Worksheet module. The following table lists the data type's that do not display.</p> <table border="1"> <thead> <tr> <th>Datatype</th> <th>Results in Database Explorer (Data tab)</th> </tr> </thead> <tbody> <tr> <td>binary</td> <td>"Bytes" displays in the column.</td> </tr> <tr> <td>varbinary</td> <td>"Bytes" displays in the column.</td> </tr> <tr> <td>money</td> <td>Truncated to two decimals.</td> </tr> <tr> <td>smallmoney</td> <td>Truncated to two decimals.</td> </tr> <tr> <td>text</td> <td>"Memo" displays in the column.</td> </tr> <tr> <td>unitext</td> <td>"Blob" displays in the column.</td> </tr> <tr> <td>image</td> <td>"Blob" displays in the column.</td> </tr> <tr> <td>timestamp</td> <td>"Bytes" displays in the column.</td> </tr> <tr> <td>bigint</td> <td>When the integer is very large, it is converted to a float datatype.</td> </tr> <tr> <td>ubigint</td> <td>When the integer is very large, it is converted to a float datatype.</td> </tr> <tr> <td>unichar</td> <td>Displays this error message; no data displays for the table: Failed to retrieve data. ... Field 'columnname' is an unsupported type.</td> </tr> <tr> <td>univarchar</td> <td>Displays this error message; no data displays for the table: Failed to retrieve data. ... Field 'columnname' is an unsupported type.</td> </tr> </tbody> </table>	Datatype	Results in Database Explorer (Data tab)	binary	"Bytes" displays in the column.	varbinary	"Bytes" displays in the column.	money	Truncated to two decimals.	smallmoney	Truncated to two decimals.	text	"Memo" displays in the column.	unitext	"Blob" displays in the column.	image	"Blob" displays in the column.	timestamp	"Bytes" displays in the column.	bigint	When the integer is very large, it is converted to a float datatype.	ubigint	When the integer is very large, it is converted to a float datatype.	unichar	Displays this error message; no data displays for the table: Failed to retrieve data. ... Field 'columnname' is an unsupported type.	univarchar	Displays this error message; no data displays for the table: Failed to retrieve data. ... Field 'columnname' is an unsupported type.	ST46470
Datatype	Results in Database Explorer (Data tab)																											
binary	"Bytes" displays in the column.																											
varbinary	"Bytes" displays in the column.																											
money	Truncated to two decimals.																											
smallmoney	Truncated to two decimals.																											
text	"Memo" displays in the column.																											
unitext	"Blob" displays in the column.																											
image	"Blob" displays in the column.																											
timestamp	"Bytes" displays in the column.																											
bigint	When the integer is very large, it is converted to a float datatype.																											
ubigint	When the integer is very large, it is converted to a float datatype.																											
unichar	Displays this error message; no data displays for the table: Failed to retrieve data. ... Field 'columnname' is an unsupported type.																											
univarchar	Displays this error message; no data displays for the table: Failed to retrieve data. ... Field 'columnname' is an unsupported type.																											
Installation	<p>If you did not uninstall the previous version of SQL Optimizer before you installed the current version, the following message displays when you launch the program:</p> <p>"The feature that you are trying to use is on a network resource that</p>	ST72116																										

Feature	Known Issue	Defect ID
SQL Collector for Monitor Server	<p>is unavailable." Click OK to try again, or enter an alternative path to a folder containing the installation package 'QuestSQLOptimizer_Sybase_version.msi' in the box below." Workaround: You must uninstall the previous version of SQL Optimizer, and then install the current version again. Quest SQL Optimizer for SAP ASE may hang if you do not have the Monitor Server connection information correctly entered. Check the Help file for detailed information for setting up the Monitor Server connection.</p>	
Run Result Time	<p>When you have a SQL statement with parameters, the time from the Run Result function may not correspond with the actual run time for SQL in your application due to the substitution of actual values for the parameters by the Run Result function.</p>	
Preferences	<p>The Preference settings from versions of SQL Tuning prior to version 3.0 will not be transferred to the Preference settings for the current version. You must customize all the option settings once again.</p>	
Analyzer modules	<p>In the Analyzer modules, if you rapidly click several times on the child node of an Analyzer you may receive an Access Violation error message or an "Error loading SQL. File may be lost or corrupted." error message.</p>	ST46539
XML Plan	<p>Structure and details of the XML plan vary according to which version of ASE to which you are connected.</p>	
Database Explorer	<p>Database Explorer displays the following error message if the connection to the Adaptive Server is lost, and repeated attempts are made to reconnect to the database: Failed to connect to database. Fatal error: in TISybDatabase.Logon</p>	
SQL Optimizer	<p>Workaround: There is no workaround for this issue. SQL Optimizer must be restarted. After you have executed the SQL alternatives in the Batch Run or individually, the "mismatch with original SQL error" message may display in the Remarks column in the Run Time pane in the SQL Optimizer window. This message indicates that the alternative is not retrieving the same result set as the original SQL. This message should indicate that the alternative is not "semantically equivalent" and therefore is not a correct SQL transformation for the original SQL statement. However, in closely looking at the SQL alternatives that sometimes produce this message, it can be seen that the SQL alternatives are semantically equivalent to the original SQL statement and should be retrieving the same result. There are two issues that cause this error. The first is caused by an issue in ASE 15.x when the forces (see the Optimization Preferences) are applied to some of the SQL alternatives and the result is that no records are retrieved from the database. The second is caused by a similar issue in ASE 15.x when the</p>	

Feature	Known Issue	Defect ID
National Language Support	COALESCE function is added to some of the SQL alternatives and the result is that no records are retrieved from the database.	
	<p>Workaround: You should disregard these alternatives.</p>	
	The message "Failed to retrieve the query plan ..." is displayed when you 1) select "dump abstract plan" on the Optimization Abstract Plan page of the preferences, 2) connect to a French language database, and 3) optimize a SQL statement that contains any of the French language characters that are not a part of the English language character set.	ST46552
<p>Note: These problems only arise if you type characters in the national language. If you are using the national Windows environment and type English text, these problems do not arise.</p>	An "Invalid value for field column_name" error occurs when you have your Windows environment set to French and you execute a SELECT SQL statement that selects the data from a column that stores monetary values.	ST46555
	When the table name, column name, or other database object contains any of the French language characters that are not a part of the English language character set, the table, column, or database object is displayed in the SQL statement as "garbage" characters in the SQL Text pane.	ST46485

System Requirements

Before installing Quest SQL Optimizer for SAP ASE, ensure your system meets the following minimum hardware and software requirements:

Platform	1 GHz recommended minimum
Memory	1 GB of RAM recommended minimum
Hard Disk Space	100 MB hard disk space
Operating System	Microsoft Windows Server 2008 R2 Microsoft Windows 7 (32-bit and 64-bit) Microsoft Windows Server 2012 Microsoft Windows Server 2012 R2 Microsoft Windows 8 (32-bit and 64-bit) Microsoft Windows 8.1 (32-bit and 64-bit) Microsoft Windows 10 (32-bit and 64-bit) Microsoft Windows Server 2016
Additional Software	Adobe Acrobat Reader 7.0 or later (for viewing the Installation Guide) Microsoft Internet Explorer 6.0 or later
Database Server	SAP ASE 15.5, 15.7, 16

Global Operations

This section contains information about installing and operating this product in non-English configurations, such as those needed by customers outside of North America. This section does not replace the materials about supported platforms and configurations found elsewhere in the product documentation.

This release supports any single-byte or multi-byte character set. In this release, all product components should be configured to use the same or compatible character encodings and should be installed to use the same locale and regional options. This release is targeted to support operations in the following regions: North America, Western Europe and Latin America.

Getting Started

Contents of the Release Package

The Quest SQL Optimizer for SAP ASE release package contains the following products:

1. Quest SQL Optimizer for SAP ASE 3.9
2. Product Documentation, including:
 - Installation Guide
 - Online Help

Installation Instructions

Refer to Quest SQL Optimizer for SAP ASE Installation Guide for installation instructions.

Product Licensing

To register the trial or production version

1. Install and launch Quest SQL Optimizer for SAP ASE
2. Enter your License Key and Site Message to register your trial or commercial license

About Us

We are more than just a name

We are on a quest to make your information technology work harder for you. That is why we build community-driven software solutions that help you spend less time on IT administration and more time on business innovation. We help you modernize your data center, get you to the cloud quicker and provide the expertise, security and accessibility you need to grow your data-driven business. Combined with Quest's invitation to the global community to be a part of its innovation, and our firm commitment to ensuring customer satisfaction, we continue to deliver solutions that have a real impact on our customers today and leave a legacy we are proud of. We are challenging the status quo by transforming into a new software company. And as your partner, we work tirelessly to make sure your information technology is designed for you and by you. This is our mission, and we are in this together. Welcome to a new Quest. You are invited to Join the Innovation.

Our brand, our vision. Together.

Our logo reflects our story: innovation, community and support. An important part of this story begins with the letter Q. It is a perfect circle, representing our commitment to technological precision and strength. The space in the Q itself symbolizes our need to add the missing piece — you — to the community, to the new Quest.

Technical Support Resources

For sales or other inquiries, visit <https://www.quest.com/company/contact-us.aspx>.

Technical support is available to Quest customers with a valid maintenance contract and customers who have trial versions. You can access the Quest Support Portal at <https://support.quest.com>.

The Support Portal provides self-help tools you can use to solve problems quickly and independently, 24 hours a day, 365 days a year. The Support Portal enables you to:

- Submit and manage a Service Request
- View Knowledge Base articles
- Sign up for product notifications
- Download software and technical documentation
- View how-to-videos
- Engage in community discussions
- Chat with support engineers online
- View services to assist you with your product

Copyright 2018 Quest Software Inc. ALL RIGHTS RESERVED.

This guide contains proprietary information protected by copyright. The software described in this guide is furnished under a software license or nondisclosure agreement. This software may be used or copied only in accordance with the terms of the applicable agreement. No part of this guide may be reproduced or transmitted in any form or by any means, electronic or mechanical, including photocopying and recording for any purpose other than the purchaser's personal use without the written permission of Quest Software Inc.

The information in this document is provided in connection with Quest Software products. No license, express or implied, by estoppel or otherwise, to any intellectual property right is granted by this document or in connection with the sale of Quest Software products. EXCEPT AS SET FORTH IN THE TERMS AND CONDITIONS AS SPECIFIED IN THE LICENSE AGREEMENT FOR THIS PRODUCT, QUEST SOFTWARE ASSUMES NO LIABILITY WHATSOEVER AND DISCLAIMS ANY EXPRESS, IMPLIED OR STATUTORY WARRANTY RELATING TO ITS PRODUCTS INCLUDING, BUT NOT LIMITED TO, THE IMPLIED WARRANTY OF MERCHANTABILITY, FITNESS FOR A PARTICULAR PURPOSE, OR NON-INFRINGEMENT. IN NO EVENT SHALL QUEST SOFTWARE BE LIABLE FOR ANY DIRECT, INDIRECT, CONSEQUENTIAL, PUNITIVE, SPECIAL OR INCIDENTAL DAMAGES (INCLUDING, WITHOUT LIMITATION, DAMAGES FOR LOSS OF PROFITS, BUSINESS INTERRUPTION OR LOSS OF INFORMATION) ARISING OUT OF THE USE OR INABILITY TO USE THIS DOCUMENT, EVEN IF QUEST SOFTWARE HAS BEEN ADVISED OF THE POSSIBILITY OF SUCH DAMAGES. Quest Software makes no representations or warranties with respect to the accuracy or completeness of the contents of this document and reserves the right to make changes to specifications and product descriptions at any time without notice. Quest Software does not make any commitment to update the information contained in this document.

If you have any questions regarding your potential use of this material, contact:

Quest Software Inc.

Attn: LEGAL Dept

4 Polaris Way

Aliso Viejo, CA 92656

Refer to our Web site (www.quest.com) for regional and international office information.




Patents

Quest Software is proud of our advanced technology. Patents and pending patents may apply to this product. For the most current information about applicable patents for this product, please visit our website at www.quest.com/legal.

Trademarks

Quest, and the Quest logo are trademarks and registered trademarks of Quest Software Inc. in the U.S.A. and other countries. For a complete list of Quest Software trademarks, please visit our website at www.quest.com/legal. All other trademarks, servicemarks, registered trademarks, and registered servicemarks are the property of their respective owners.

Legend

-  **WARNING:** A WARNING icon indicates a potential for property damage, personal injury, or death.
-  **CAUTION:** A CAUTION icon indicates potential damage to hardware or loss of data if instructions are not followed.
-  **IMPORTANT, NOTE, TIP, MOBILE, or VIDEO:** An information icon indicates supporting information.

SQL Optimizer for SAP ASE Release Notes
Updated - 31 Jul, 2018
Version - 3.9