

One Identity Manager Data Governance Edition 8.0.0.48

Hotfix Release Notes

July 2018

This hotfix includes the changes listed in the following sections. One Identity may generate additional hotfixes for future releases of the product.

Topics:

- [About this hotfix](#)
- [Resolved issues](#)
- [Applicability of this hotfix](#)
- [Installing this hotfix](#)
- [Verifying successful installation](#)
- [Removing this hotfix](#)
- [About us](#)

About this hotfix

This hotfix provides fixes for EMC activity tracking, web portal tree view, resource browsing, resource activity data synchronization, and more. The minimum version required for installing this hotfix is One Identity Manager Data Governance Edition 8.0.0.

NOTE: This hotfix contains all resolved issues since the general release of One Identity Manager Data Governance Edition 8.0.0.

Determining if this hotfix is needed

This hotfix for One Identity Manager Data Governance Edition may receive additional testing. If you are not severely affected by the issues addressed by this hotfix, it is recommended that you wait for the next release of One Identity Manager Data Governance Edition as it will include this hotfix.

Resolved issues

The following is a list of issues resolved in this hotfix.

Table 1: Resolved issues

Resolved issue	Issue ID	Fixed in
Fixed tree view to grid view toggle button in the web portal.	734319	8.0.0.42
Fixed tree view selections to match the grid view in the web portal.	734319	8.0.0.42
Added Account Access and Account Activity report options when multiple trustees are selected.	744291	8.0.0.42
Fixed EMC activity tracking when using CEE 8.2.0.	744513	8.0.0.42
Fixed resource browsing issue when browsing to DFS link that points to a NetApp directory.	748050	8.0.0.47
Increased supported length of encrypted password fields.	748881	8.0.0.47
Fixed truncated title in Access Governance Compliance screen.	749714	8.0.0.44
Fixed resource activity data synchronization when using long aggregation periods.	765748	8.0.0.47
Fixed empty remote deployment agent drop-down list when running under non-US operating system culture settings.	776305	8.0.0.48

Applicability of this hotfix

Table 2: Products affected by this hotfix

Product name	Version
One Identity Manager Data Governance Edition	8.0.0 and any hotfix build since

Installing this hotfix

To install the hotfix

1. Replace your existing local <OneIM Build>\Modules\QAM folder with the QAM folder provided in this hotfix release package.
2. Run the JobQueueInfo.exe and wait for the queue to clear.
3. Once the job queue is empty, stop the One Identity Manager job service on the server handling queries from the Master SQL Server.
4. Stop the Data Governance service.
5. For SQL server deployments, ensure the SQL Server agent is running.
6. Perform a One Identity Manager and Data Governance Edition upgrade:
 - a. Log in to the server hosting the One Identity Manager workstation tools and run the One Identity Manager autorun to install the new local Data Governance files. From the autorun, open the installation page and install the **One Identity Manager Data Governance Edition**.
 - b. Run the Configuration Wizard (ConfigWizard.exe) to upgrade and configure the One Identity Manager database.
 - 1 **NOTE:** You will be blocked from continuing if the job queue is not empty. You will be asked to stop the job service and close all open connections to the One Identity Manager database.
 - c. Start the One Identity Manager job service.
 - d. Run the Data Governance Wizard (Data Governance Configuration Wizard.exe) to upgrade the Data Governance service and connect to an existing (or install a new) resource activity database.
7. Launch the Manager to upgrade the Data Governance agents. If prompted to perform updates, click **Yes**.

Verifying successful installation

To determine if this hotfix is installed

1. Locate the Quest.Titan.Common.Interfaces.dll in the Data Governance server installation directory (%ProgramFiles%\One Identity\One Identity Manager Data Governance Edition\Server).
2. Right-click the .dll and select **Properties**.
3. Open the Details tab to check the File version (8.0.0.48) of the assembly.

-OR-

1. Open the "DataGovernanceEdition.Service.exe.dlog" file (which is located in the Data Governance server installation directory).
2. Check for the latest entry with the header "Message: Server startup - Logging file versions".

You should see the file version (8.0.0.48) listed for many of the files.

Removing this hotfix

To remove this hotfix

1. Use Add/Remove Programs to remove One Identity Manager Data Governance Server 8.0.0 48.
2. Redeploy an older version of Data Governance Edition if required.

About us

One Identity solutions eliminate the complexities and time-consuming processes often required to govern identities, manage privileged accounts and control access. Our solutions enhance business agility while addressing your IAM challenges with on-premises, cloud and hybrid environments.

Contacting us

For sales or other inquiries, visit <https://www.oneidentity.com/company/contact-us.aspx> or call +1-800-306-9329.

Technical support resources

Technical support is available to One Identity customers with a valid maintenance contract and customers who have trial versions. You can access the Support Portal at <https://support.oneidentity.com/>.

The Support Portal provides self-help tools you can use to solve problems quickly and independently, 24 hours a day, 365 days a year. The Support Portal enables you to:

- Submit and manage a Service Request
- View Knowledge Base articles
- Sign up for product notifications

- Download software and technical documentation
- View how-to videos at www.YouTube.com/OneIdentity
- Engage in community discussions
- Chat with support engineers online
- View services to assist you with your product

Copyright 2018 One Identity LLC.

ALL RIGHTS RESERVED.

This guide contains proprietary information protected by copyright. The software described in this guide is furnished under a software license or nondisclosure agreement. This software may be used or copied only in accordance with the terms of the applicable agreement. No part of this guide may be reproduced or transmitted in any form or by any means, electronic or mechanical, including photocopying and recording for any purpose other than the purchaser's personal use without the written permission of One Identity LLC .

The information in this document is provided in connection with One Identity products. No license, express or implied, by estoppel or otherwise, to any intellectual property right is granted by this document or in connection with the sale of One Identity LLC products. EXCEPT AS SET FORTH IN THE TERMS AND CONDITIONS AS SPECIFIED IN THE LICENSE AGREEMENT FOR THIS PRODUCT, ONE IDENTITY ASSUMES NO LIABILITY WHATSOEVER AND DISCLAIMS ANY EXPRESS, IMPLIED OR STATUTORY WARRANTY RELATING TO ITS PRODUCTS INCLUDING, BUT NOT LIMITED TO, THE IMPLIED WARRANTY OF MERCHANTABILITY, FITNESS FOR A PARTICULAR PURPOSE, OR NON-INFRINGEMENT. IN NO EVENT SHALL ONE IDENTITY BE LIABLE FOR ANY DIRECT, INDIRECT, CONSEQUENTIAL, PUNITIVE, SPECIAL OR INCIDENTAL DAMAGES (INCLUDING, WITHOUT LIMITATION, DAMAGES FOR LOSS OF PROFITS, BUSINESS INTERRUPTION OR LOSS OF INFORMATION) ARISING OUT OF THE USE OR INABILITY TO USE THIS DOCUMENT, EVEN IF ONE IDENTITY HAS BEEN ADVISED OF THE POSSIBILITY OF SUCH DAMAGES. One Identity makes no representations or warranties with respect to the accuracy or completeness of the contents of this document and reserves the right to make changes to specifications and product descriptions at any time without notice. One Identity does not make any commitment to update the information contained in this document.

If you have any questions regarding your potential use of this material, contact:

One Identity LLC.
Attn: LEGAL Dept
4 Polaris Way
Aliso Viejo, CA 92656

Refer to our Web site (<http://www.OneIdentity.com>) for regional and international office information.




Patents

One Identity is proud of our advanced technology. Patents and pending patents may apply to this product. For the most current information about applicable patents for this product, please visit our website at <http://www.OneIdentity.com/legal/patents.aspx>.

Trademarks

One Identity and the One Identity logo are trademarks and registered trademarks of One Identity LLC. in the U.S.A. and other countries. For a complete list of One Identity trademarks, please visit our website at www.OneIdentity.com/legal. All other trademarks are the property of their respective owners.

Legend

-  **WARNING: A WARNING icon indicates a potential for property damage, personal injury, or death.**
-  **CAUTION: A CAUTION icon indicates potential damage to hardware or loss of data if instructions are not followed.**
-  **IMPORTANT, NOTE, TIP, MOBILE, or VIDEO: An information icon indicates supporting information.**