

Enterprise Reporter Report Library

Overview

v3.1

This document contains a list of the reports in the Quest™ Enterprise Reporter Report Library.

- [Active Directory Reports](#)
- [Azure Reports](#)
- [Change History Reports](#)
- [Computer Reports](#)
- [Enterprise Reporter System Reports](#)
- [Exchange Reports](#)
- [File Storage Analysis Reports](#)
- [Hybrid Reports](#)
- [NTFS Reports](#)
- [OneDrive Reports](#)
- [Registry Reports](#)
- [Security Explorer Remediation Reports](#)
- [SQL Server Reports](#)

Active Directory Reports

Table 1. Active Directory® Reports

Report Name	Description
Account Expiration Date	Shows the account expiration date for the selected accounts.
Account Operators	Shows the members of the account operators group for the selected domains.
Accounts that can change or reset password for any user in the selected domains	Shows accounts that can change or reset the password of any user in the selected domains. Includes any accounts that are permissioned through group membership. Contains a parameter to select the domains to be included in the report. You may also set the maximum recursion depth for this report.
Active Directory Permissions	Shows all Active Directory® permissions for the selected domains and Active Directory® objects.
Active Directory Permissions for Account	Shows the Active Directory® permissions for an account, including permissions derived through group membership.

Table 1. Active Directory® Reports

Report Name	Description
Active Directory Permissions for Account with Membership	Shows the Active Directory® permissions for an account, including permissions derived through group membership. If you choose to include nested groups, membership of the groups is displayed.
All Names for Active Directory Users	Shows all the Active Directory® names for the selected user accounts.
Disabled Accounts	Shows all the disabled accounts for the selected domains.
Domain Accounts	Shows all the domain accounts for the selected domains. You can filter on selected organizational units, accounts, and account scopes.
Domain Computer Information	Shows the domain computer information in selected domains. You can filter on selected organizational units, or computers.
Domain Controller Information	Shows domain controller information for the selected domains. You can filter on selected organizational units or specific domain controllers.
Domain Groups	Shows all the domain groups for the selected domains. You can filter on selected organizational units, specific groups, the group scope, or the type of group.
Domain Groups and Members	Shows the group membership for the selected domains and groups. Contains a parameter to include nested group memberships and options on how they are displayed in the report. For more information, see the Expand Nested Groups Parameter topic in the Quest Enterprise Reporter Report Manager User Guide in the Technical Documentation . Foreign groups only appear if they were included in the applicable discovery. For more information, see the Quest Enterprise Reporter Configuration Manager User Guide in the Technical Documentation . You can filter on organizational units and specific groups.
Domain Groups with Probable Owners	Shows the domain groups for the selected domains and suggests the account that manages the highest percentage of members of each group as the probable group owner. Contains a parameter to select the domains to be included in the report. You may also choose to show only the groups that are using the ManagedBy attribute.
Domain Groups without Members	For the selected domain, shows the groups that do not have any members.
Domain Sites	Shows all the sites in the selected domains. You can filter on specific sites.
Domain Summary	Shows a domain summary for the selected domains. Includes a bar graph summarizing the number of objects per domain level at the beginning of the report. Note: Summary information is only available if Active Direct discovery collections that include object counts for the selected domains have been completed.
Domain Trusts	Shows all the trust relationships for the selected domains. You can filter on a second set of domains to focus on specific trusts.
Domain Users	Shows all the domain users in the selected domains. You can filter on selected organizational units or users, and choose to show only disabled or locked domain user accounts.
Domain Users with Recent Logons	Shows users in the selected domains who have logged on in the selected time frame. You can filter on organizational units and selected users. You define the number of days considered recent.
Domain Users without Recent Logons	Shows users in the selected domains who have not logged on in the selected time frame. You can filter on organizational units and selected users. You define the number of days considered recent.
Group Member Comparison	Shows the direct and indirect users that are members of the selected groups. Contains parameters to select up to 5 groups.

Table 1. Active Directory® Reports

Report Name	Description
Group Membership Comparison	Compares the direct and indirect group memberships of the selected accounts. Contains parameters to select up to 5 accounts.
Group Membership by Domain Account	Shows all groups to which the selected domain accounts belong. You can filter on selected organizational units and accounts (user or group).
Locked Out Accounts	Shows all the locked out accounts for the selected domains.
Member Servers	Shows the member server information for the selected domains.
Published Printer Information	Shows published printer information for the selected domains.
Published Share Information	Shows published share information for the selected domains. Contains parameters to select the domains and shares to be included in the report.
Recursive Group Membership by Domain Account	Shows recursive group membership for the selected domain accounts. Contains parameters to select the domains, organizational units, and accounts.
Remote Access Profile (RAS) Information	Shows RAS information for the selected user accounts.
Remote Control Settings Information	Shows terminal services remote control settings of the users for the selected domains.
Terminal Services Profile Information	Shows terminal services profile information of the users for the selected domains.
Users and Groups that can change any property of users	Shows direct users and “nested groups and users of a group” that can change any property (but not reset/change password) of any user in the given domain. Contains a parameter to select domains to be included in the report. You can choose the level of folder depth to include. The folder level value will start from zero. Examining the path of C:\FolderA\FolderB, C:\ is 0 levels deep. FolderA is 1 level deep. FolderB is 2 levels deep.
Users and groups that can change group membership	Shows direct users and “nested groups and users of a group” that can change group membership of any group in the given domain. Contains a parameter to select domains to be included in the report. You can choose the level of folder depth to include. The folder level value will start from zero. Examining the path of C:\FolderA\FolderB, C:\ is 0 levels deep. FolderA is 1 level deep. FolderB is 2 levels deep.
Users At Risk Of Token Bloat	Shows the users who are at risk of token bloat in the selected domains. You can select the number of security groups permitted for users in these domains. This report will only include groups from your selected domains.
Users Not Logged On In The Past 30 Days	Shows users in the selected domains who have not logged on in the past 30 days.
User That Have Never Logged On	Shows users in the selected domains who have never logged on.
Users with An Exchange Mailbox	Shows Active Directory® Users that have an Exchange mailbox as set by the Active Directory® Connector.
Health Check Active Directory	
Active Directory Summary	Shows the summary of Active Directory Users and Groups for the selected domains. Contains a parameter to select the domains to be included in the report.

Table 1. Active Directory® Reports

Report Name	Description
Domain Controllers by Site Name	Shows the domain controller per site for the selected domains. Contains parameters to select the domains and sites to be included in the report.
Domain Controllers with Global Catalog by Site Name	Shows the domain controller with global catalog per site for the selected domains. Contains parameters to select the domains and sites to be included in the report.
Domain Functional Level	Shows the domain functional level for the selected domains. Contains a parameter to select the domains to be included in the report.
Domain NetBIOS Name	Shows domain NetBIOS name for the selected domains. Contains a parameter to select the domains to be included in the report.
Domain Sites without a Domain Controller	Shows domain sites that do not contain a domain controllers for the selected domains. Contains a parameter to select the domains to be included in the report.
Domain Sites without a Global Catalog	Shows domain sites that do not contain a global catalog for the selected domains. Contains a parameter to select the domains to be included in the report.
FSMO Role Holders by Forest	Shows flexible single master operation (FSMO) role holders for the selected forests. Contains parameters to select the forests and domains to be included in the report.
Number of Domain Controllers	Shows the number of domain controllers for the selected domains. Contains a parameter to select the domains to be included in the report.
Number of Domains per Forest	Shows the number of domains for the selected forests. Contains a parameter to select the forests to be included in the report.
OU Structure	Shows the OU structure for the selected domains. Contains a parameter to select the domains to be included in the report.
Read Only Domain Controllers	Shows read-only domain controllers for the selected domains. Contains a parameter to select the domains to be included in the report.
Size of Active Directory Database	Shows the size of the Active Directory database for the selected computers. Contains a parameter to select the domains to be included in the report.
Health Check Computer	
Disabled Computer Accounts	Shows disabled computer accounts for the selected domains. Contains parameters to select the domains and organizational units to be included in the report.
Domain Computers by Operating System	Shows domain computers per operating system for the selected domains. Contains parameters to select the domains, operating systems, and organizational units to be included in the report.
Health Check Group	
Domain Groups with Duplicate Display Names	Shows domain groups with duplicate display names in the selected domains. Contains a parameter to select the domains to be included in the report.
Domain Groups with Only One Member	Shows domain groups with only one member for the selected domains. Contains a parameter to select the domains to be included in the report.
Domain Groups without a Display Name	Shows domain groups without a display name for the selected domains. Contains a parameter to select the domains to be included in the report.
Health Check User	
Disabled Accounts	Shows disabled accounts for the selected domains. Contains parameters to select the domains and organizational units to be included in the report.
Domain Users that will Expire in Next (N) Days	Shows domain users that will expire in next N days for the selected domains. Contains parameters to select the domains and the number of days to be included in the report.

Table 1. Active Directory® Reports

Report Name	Description
Domain Users with Duplicate Display Names	Shows domain users with duplicate display names in the selected domains. Contains a parameter to select the domains to be included in the report.
Domain Users with Duplicate Email Addresses	Shows domain users with duplicate email addresses in the selected domains. Contains a parameter to select the domains to be included in the report.
Domain Users without a Display Name	Shows domain users without display name for the selected domains. Contains parameters to select the domains and organizational units to be included in the report. You may also choose to include only disabled domain user accounts or only locked domain user accounts.
Domain Users without a First Name	Shows domain users without a first name for the selected domains. Shows domain users without display name for the selected domains. Contains parameters to select the domains and organizational units to be included in the report. You may also choose to include only disabled domain user accounts or only locked domain user accounts.
Domain Users without a Last Name	Shows domain users without a last name for the selected domains. Shows domain users without display name for the selected domains. Contains parameters to select the domains and organizational units to be included in the report. You may also choose to include only disabled domain user accounts or only locked domain user accounts.
Exchange Mailbox Users with Duplicate Display Names	Shows exchange mailbox users with duplicate display names in the selected domains. Contains a parameter to select the domains to be included in the report.
Exchange Mailbox Users without a Display Name	Shows Active Directory users without a display name that have an Exchange mailbox. Contains parameters to select the domains, organizational units, and accounts to be included in the report.
Expired Accounts	Shows expired accounts for the selected domains. Contains a parameter to select the domains to be included in the report.
Locked Out Accounts	Shows locked out accounts for the selected domains. Contains a parameter to select the domains to be included in the report.
Users That Cannot Change the Set Password	Shows users that cannot change the set password for the selected domains. Contains a parameter to select the domains to be included in the report.
Users with Password Set to Never Expire	Shows users with password set to never expire for the selected domains. Contains a parameter to select the domains to be included in the report.
Migration Assessment	
Detailed Computer Information for Migration	Shows detailed information for the selected computers. Report includes sections for Local Groups, Members of the Administrators group, Installed Software, Services, User Profiles, Shares, and IP Addresses to assist with migration efforts. Note: Computer detail information is only available if Computer and Active Directory collections that include the selected computers have been completed. Contains parameters to select the domains and computers to be included in the report.
Duplicate Domain Computers	Shows duplicate computers in the selected domains. Two or more domains must be specified.
Duplicate Domain Groups	Shows duplicate groups in the selected domains. Two or more domains must be specified.
Duplicate Domain Users	Shows duplicate users in the selected domains. Two or more domains must be specified.

Table 1. Active Directory® Reports

Report Name	Description
QMM Matching Computers	Shows matching computers using information generated during a migration with Quest Migration Manager. You can select a field to be matched.
QMM Matching Groups	Shows matching groups using information generated during a migration with Quest Migration Manager. You can select a field to be matched.
QMM Matching Users	Shows matching users using information generated during a migration with Quest Migration Manager. You can select a field to be matched.
Passwords	
Domain Users with Changed Passwords	Shows all domain users who have changed their password in the selected time frame for the selected domains. You can filter on selected organizational units or users.
Domain Users with Expired Passwords	Shows all users with expired passwords for the selected domains. You can filter on selected organizational units or users.
Domain Users with Older Passwords	Shows all domain users who have not changed their password in the selected time frame. You can filter on selected organizational units or users.
Last Password Change and Logon for Domain Computers	Shows the last password change and last logon for computers in the selected domains. You can filter on specific organizational units and computers.
User Password Information	Shows user password information for the selected domains. You can filter on selected organizational units or users.

Azure Reports

Table 2. Azure Reports

Report Name	Description
Azure Tenant Information	Shows general information for the selected tenants. Contains a parameter to select tenants to be included in the report.
Azure Tenant Summary	Shows a summary information with statistics for the selected tenants. Contains a parameter to select the tenants to be included in the report. Each tenant includes a table summarizing the number of users, groups, contacts, and service principals as well as statistics for Azure, users, groups, roles, and application service principals.
Azure Active Directory	
Azure Active Directory Application Information	Shows all the applications for the selected tenants. Contains parameters to select the tenants and applications to be included in the report. Also contains a parameter to include only native applications.
Azure Active Directory Application Permissions	Shows the application permissions for the selected tenants. Contains parameters to include tenants and applications to be included in the report. Also contains a parameter to include only native applications.
Azure Active Directory Application Service Principals	Shows all the applications for the selected tenants. Contains parameters to include the tenants, applications, and service principals to be included in the report.
Azure Active Directory Service Principal Assignments with Members	Shows the service principal assignments for the selected tenants. If you choose to include nested groups, membership of the assignment is displayed. Contains parameters to select the tenants and service principals to be included in the report. Also contains a parameter to include nested group memberships and options for how they are displayed in the report.

Table 2. Azure Reports

Report Name	Description
Azure Active Directory Service Principals	Shows all the service principals for the selected tenants. Contains parameters to select the tenants and service principals to be included in the report. Also contains a parameter to include service principals with a registered application on the tenant.
Azure Active Directory Contact Information	Shows all the contacts for the selected tenants. Contains parameters to select tenants and contacts to be included in the report. Also contains a parameter to include only contacts connected with on-premises Active Directory.
Azure Active Directory Device Information	Shows all devices for the selected tenants. Contains parameters to select tenants and devices to be included in the report. Also contains a parameter to include only devices connected with on-premises Active Directory.
Azure Active Directory Domain Information	Shows all the domains for the selected tenants. Contains parameters to select tenants and domains to be included in the report. Also contains a parameter to include only contacts connected with on-premises Active Directory.
Azure Active Directory Group Information	Shows all the groups for the selected tenants. Contains parameters to select tenants and groups to be included in the report. Also contains a parameter to include only contacts connected with on-premises Active Directory.
Azure Active Directory Group Membership for Identity	Shows all groups to which the selected entities belong. Contains parameters to select the tenants and identities to be included in the report.
Azure Active Directory Groups and Members	Shows the group memberships for the selected tenants. If you choose to include nested groups, membership of the groups is displayed. Also contains a parameter to include only contacts connected with on-premises Active Directory.
Azure Active Directory Groups Connected with On-Premises Active Directory	Shows all the Azure Active Directory groups whose identity information is synchronized with on-premises directories for the selected tenants. Contains parameters to select tenants and groups to be included in the report.
Azure Active Directory Groups with Dynamic Membership	Shows all the groups with dynamic memberships for the selected tenants. Contains parameters to select tenants and groups to be included in the report.
Azure Active Directory Identities	Shows all the Azure identities for the selected tenants. Contains parameters to select tenants and identity types to be included in the report.
Azure Active Directory Identities with Connected On-Premises Status	Shows the on-premises connection status for the selected identities, identity types, and tenants. Contains parameters to select tenants, identities, and identity types to be included in the report.
Azure Active Directory Office 365 Groups	Shows all the Office 365 groups for the selected tenants. Contains parameters to select tenants and groups to be included in the report.
Azure Active Directory Privileged Roles for User	Shows the assigned roles for the selected users. Contains parameters to select tenants and users to be included in the report. This report displays role names that differ from those displayed in the Azure portal.
	<p>Azure Portal Role Name -- Report Role Name</p> <ul style="list-style-type: none"> • Global administrator -- Company administrator • Password administrator -- Helpdesk administrator • Skype for Business Service administrator -- Lync Service administrator

Table 2. Azure Reports

Report Name	Description
Azure Active Directory Roles and Members	Shows all the roles and their members for the selected tenants. Contains parameters to select tenants and roles to be included in the report. This report displays role names that differ from those displayed in the Azure portal. Azure Portal Role Name -- Report Role Name <ul style="list-style-type: none"> • Global administrator -- Company administrator • Password administrator -- Helpdesk administrator • Skype for Business Service administrator -- Lync Service administrator
Azure Active Directory Security Groups	Shows all the security groups for the selected tenants. Contains parameters to select tenants and groups to be included in the report.
Azure Active Directory User Devices	Shows all the users and their devices for the selected tenants. Contains parameters to select tenants and users to be included in the report.
Azure Active Directory User Information	Shows all the users for the selected tenants. Contains parameters to select tenants and users to be included in the report. Also contains parameters to include only enabled users or only users connected with on-premises Active Directory.
Azure Active Directory Users Connected with On-Premises Active Directory	Shows all Azure Active Directory users whose identity information is synchronized with on-premises directories for the selected tenants. Contains parameters to select tenants and users to be included in the report.
Azure Active Directory Users with Multi-Factor Authentication Information	Shows users with multi-factor authentication information for the selected tenants. Contains parameters to select the tenants, users, and multi-factor authentication statuses to be included in the report.
Azure Global Administrators with Multi-Factor Authentication Disabled	Shows global administrators that do not have multi-factor authentication enabled or enforced on the selected tenants. Contains a parameter to select the tenants to be included in the report. Contains hidden parameters to include, by default, company administrators and users with multi-factor authentication status set to disabled.
Resources	
Azure Classic Disk Information	Shows general information for the classic disks on the selected tenants. Contains parameters to select the tenants, subscriptions, resource groups, virtual machines, and classic disks to be included in the report.
Azure Classic Storage Account Information	Shows general information for the classic storage accounts on the selected tenants. Contains parameters to select the tenants, subscriptions, resource groups, and storage accounts to be included in the report.
Azure Classic Virtual Machine Information	Shows information for the classic virtual machines on the selected tenant. Contains parameters to select the tenants, subscriptions, resource groups, and classic virtual machines to be included in the report.
Azure Disk Information	Shows general information for the disks on the selected tenants. Contains parameters to select tenants, subscriptions, resource groups, and disks.
Azure IP Configuration Information	Shows IP configuration resources on the selected tenants. Contains parameters to select the tenants, subscriptions, resource groups, and IP configurations to be included in the report.
Azure Network Interface Information	Shows network interfaces on the selected tenants. Contains parameters to select the tenants, subscriptions, resource groups, and network interfaces to be included in the report.
Azure Network Security Group Information	Shows general information for the network security groups on the selected tenants. Contains parameters to select the tenants, subscriptions, resource groups, and network security groups.

Table 2. Azure Reports

Report Name	Description
Azure Resource Group Information	Shows general information for the resource groups on the selected tenants. Contains parameters to select tenants and subscriptions to be included in the report.
Azure Resource Information	Shows general information for the resources for the selected tenants. Contains parameters to select tenants, subscriptions, resource groups, and resource types to be included in the report.
Azure Resource Subscription Information	Shows general information for the resource subscriptions for the selected tenants. Contains a parameter to select tenants to be included in the report.
Azure Resource Summary	Shows a summary of the azure resources on the selected tenants. Contains a parameter to select the tenants to be included in the report.
Azure Storage Account Information	Shows general information for the storage accounts on the selected tenants. Contains parameters to select the tenants, subscriptions, resource groups, and storage accounts to be included in the report.
Azure Virtual Machine Drive Information	Shows information for the virtual machine drives on the selected tenants. Contains parameters to select the tenants, subscriptions, resource groups, and virtual machines to be included in the report.
Azure Virtual Machine Information	Shows information for virtual machines on the selected tenant. Contains parameters to select the tenants, subscriptions, and resource groups, and virtual machines to be included in the report.
Azure Virtual Machine with Networking Information	Shows virtual machines with networking information on the selected tenants. Contains parameters to select the tenants, subscriptions, resource groups, and virtual machines to be included in the report.
Azure Virtual Machines	Shows all types of virtual machines including classic and standard on the selected tenants. Contains a parameter to select the tenants to be included in the report.
Azure Virtual Network Information	Shows virtual networks on the selected tenants. Contains parameters to select the tenants, subscriptions, resource groups, and virtual networks to be included in the report.
Resources Access Control	
Azure Resource Access Control for Identity	Shows resource access control, including access derived through group membership, for the selected resources and the selected identity. Contains parameters to select the identity, tenants, subscriptions, resource groups, and resources to be included in the report.
Azure Resource Access Control with Membership	Shows permissions for the resources on the selected tenants. If you choose to include nested groups, membership of the groups is displayed. Contains parameters to select the tenants, subscriptions, resource groups, resource, and roles to be included in the report. Also contains a parameter to include nested group memberships and options for how they are displayed in the report.
Azure Resource Group Access Control for Identity	Shows resource group access control, including access derived through group membership, for the selected resource groups and the selected identity. Contains parameters to select the identity, tenants, subscriptions, and resource groups to be included in the report.
Azure Resource Group Access Control with Membership	Shows permissions for the resource groups on the selected tenants. If you choose to include nested groups, membership of the groups is displayed. Contains parameters to select the tenants, subscriptions, resource groups, and roles to be included in the report. Also contains a parameter to include nested group memberships and options for how they are displayed in the report.

Table 2. Azure Reports

Report Name	Description
Azure Resource Subscription Access Control for Identity	Shows resource subscription access control, including access derived through group membership, for the selected subscriptions and the selected identity. Contains parameters to select the identity, tenants, and subscriptions, to be included in the report.
Azure Resource Subscription Access Control with Membership	Shows permissions for the resource subscriptions on the selected tenants. If you choose to include nested groups, membership of the groups is displayed. Contains parameters to select the tenants, subscriptions, and roles to be included in the report. Also contains a parameter to include nested group memberships and options for how they are displayed in the report.
Subscriptions and Licenses	
Azure Licensed Users for Department	Shows licensed users for the selected departments. Contains parameters to select tenants, users, and departments to be included in the report.
Azure Licensed Users with Service Plans	Shows licensed users with service plan information for the selected tenants. Contains parameters to select tenants and users to be included in the report.
Azure Service Plan Usage	Shows service plan usage information for the selected tenants. Contains parameters to select tenants and service plans to be included in the report.
Azure Subscription Information	Shows subscription information for the selected tenants. Contains parameters to select tenants and subscriptions to be included in the report.
Azure Users without a License	Shows all users without a license for the selected tenants. Contains parameters to select tenants and users to be included in the report.

Change History Reports

Table 3. Change History Reports

Report Name	Description
Active Directory Change History	Shows the changes made over time to the selected domains. You can filter on the Active Directory® objects in which you are interested, and select a date range for the changes included in your report.
Computer Change History	Shows the changes made over time to the selected computers. You can filter on domains, and select specific computers. As changes are collected, they are grouped into types, allowing you to report on specific activity. You can select a date range for the changes included in your report.
Database Change History	Shows the changes made over time to the selected SQL databases. You can filter on SQL Server®, and select specific SQL instances or databases. As changes are collected, they are grouped into types, allowing you to report on specific activity. You can select a date range for the changes included in your report.
Group Membership Change History	Shows the changes over time to group memberships. you can filter on specific groups and choose a date range for the changes included in your report. You must have group membership collection enabled in your discovery in order to have data for this report.
NTFS Change History	Shows the changes made over time to the selected NTFS objects (files, folders, and shares). You can filter on domains and select specific computers. You can select a date range for the changes included in your report.

Table 3. Change History Reports

Report Name	Description
Registry Change History	Shows the changes made over time to registry keys and values for the selected computers. As changes are collected, they are grouped into types, allowing you to report on specific activity. You can select a date range for the changes included in your report.
SQL Server Change History	Shows the changes made over time to the selected SQL servers. You can filter on SQL instances. As changes are collected, they are grouped into types, allowing you to report on specific activity. You can select a date range for the changes included in your report.

Computer Reports

Table 4. Computer Reports

Report Name	Description
Computer Advanced Auditing Policies	Shows the computer advanced auditing policies for the selected computers. Contains parameters to select the domains and computers to be included in the report.
Computer BIOS Information	Shows the BIOS information for the selected computers. Contains parameters to select the domains and computers to be included in the report.
Computer Information	Shows computer information for the selected computers. Shows the general attributes of the selected computers, such as the operating system information. Contains parameters to select the domains, computers, types of servers, and operating systems to be included in the report.
Computer Network Adapter Information	Shows the network adapter information for the selected computers. Contains parameters to select the domains and computers to be included in the report.
Computer Physical Memory Information	Shows the physical memory information for the selected computers. Contains parameters to select the domains and computers to be included in the report.
Computer Policies	Shows the computer policies for the selected computers. Contains parameters to select the domains and computers to be included in the report.
Computer Security Identifiers (SIDs)	Shows computer security identifiers (SIDs) for the selected computers. Contains parameters to select the domains and computers to be included in the report.
Computer Security Options	Shows the computer security options for the selected computers. Contains parameters to select the domains and computers to be included in the report.
Computer Services	Shows information about all installed services for the selected computers. Contains parameters to select the domains, computers, services, states, startup types, and accounts to be included in the report.
Computers With Less Than 1 GB of Free Disk Space	Shows all the computers with less than 1 GB of free disk space. Contains parameters to select the domains and computers to be included in the report.
Computers With Specific IP Address	Shows computer information for the selected IP addresses. Contains parameters to select the domains and IP addresses to be included in the report.

Table 4. Computer Reports

Report Name	Description
DNS Server Information	Shows all the DNS settings for the selected DNS Servers. Contains parameters to select the domains and computers to be included in the report.
Dynamic Host Configuration Protocol (DHCP) Service	Shows DHCP service information for the selected computers. Contains parameters to select the domains and computers to be included in the report.
Event Logs	Shows the event log settings for the selected computers. Contains parameters to select the domains, computers, and event logs to be included in the report.
Exchange Service	Shows Exchange Service information for the selected computers. Contains parameters to select the domains and computers to be included in the report.
Group Membership by Local Account	Shows all groups to which the selected computer accounts belong. Contains parameters to select the domains, computers, and accounts (user or group) to be included in the report.
Hot Fix Information	Shows all the hot fixes applied to the selected computers. Contains parameters to select the domains, computers, and hot fix number to be included in the report.
Installed Software Information	Shows all the installed software for the selected computers. Contains parameters to select the domains, computers, and installed software to be included in the report.
Local Groups	Shows all the local groups for the selected computers. Contains parameters to select the domains, computers, and local groups to be included in the report.
Local Groups and Members	Shows the group memberships for the selected computers and groups. If you choose to include nested groups, membership of the groups is displayed. Contains parameters to select the domains, computers, and local groups to be included in the report. Contains a parameter to include nested group memberships and options on how they are displayed in the report.
Local Users	Shows all the local users for the selected computers. Contains parameters to select the domains, computers, and user accounts to be included in the report. Also contains options to select locked/unlocked or disabled/enabled accounts.
Operating System Information	Shows operating system information for the selected computers. Contains parameters to select the domains and computers to be included in the report.
Printer Information	Shows the printer information for the selected computers. Contains parameters to select the domains, computers, printers, and printer statuses to be included in the report.
Remote Access Service	Shows Remote Access Service information for the selected computers. Contains parameters to include the domains and computers to be included in the report.
Services Not Running as System Account	Shows all the services that are not running as the system account for the selected computers. Contains parameters to select the domains and computers to be included in the report. Contains hidden parameters to exclude, by default, account names containing the words "Local Service", "System", or "Network Service".
Share Information	Shows the share information for the selected computers. Contains parameters to select the domains, computers, and type of shares to be included in the report.

Table 4. Computer Reports

Report Name	Description
User Profile Information	Shows all user profile information for the selected computers. Contains parameters to select the domains, computers, and users to be included in the report.
User Rights	Shows the user rights assignments for the selected computers. Contains parameters to select the domains, computers, user rights and accounts to be included in the report.
Volume Statistics	Shows the statistics for each volume for the selected computers. Contains parameters to select the domains, computers and volumes to be included in the report.
Windows Internet Name Service (WINS)	Shows WINS service information for the selected computers. Contains parameters to select the domains and computers to be included in the report.
Migration	
Detailed Computer Information for Migration	Shows detailed information for the selected computers. Report includes sections for Local Groups, Members of the Administrators group, Installed Software, Services, User Profiles, Shares, and IP Addresses to assist with migration efforts. Note: Computer detail information is only available if Computer and Active Directory collections that include the selected computers have been completed. Contains parameters to select the domains and computers to be included in the report.
Permissions	
Printer Permissions	Shows all the printer permissions for the selected computers and printers. Contains parameters to select the domains, computers, printers, and accounts to be included in the report.
Service Permissions	Shows all the service permissions for the selected computers and services. Contains parameters to select the domains, computers, services, and accounts to be included in the report.
Share Permissions	Shows the permissions for all shares on the selected computers. Contains parameters to select the domains, computers, shares, types of shares, and accounts to be included in the report.
Share Permissions for Account	Shows share permissions, including permissions derived through group membership, for the selected computers and the selected account. Contains parameters to select the account and its group membership, domains, computers, shares, and types of shares to be included in the report.

Table 4. Computer Reports

Report Name	Description
Share Permissions with Membership	Shows all the share permissions for the selected computers and shares. If you choose to include nested groups, membership of the groups is displayed. Contains parameters to select the domains, computers, shares, types of shares, and accounts to be included in the report. If permissions are derived from membership in a group, the membership path of the permission is shown. You can filter the results by supplying a specific list of accounts to look for in the DACLs, and specific organizational units. Contains a parameter to include nested group memberships and options on how they are displayed in the report. For more information, see the Expand Nested Groups Parameter topic in the Quest Enterprise Reporter Report Manager User Guide the Technical Documentation .
Shared Folder Permissions	Shows all NTFS permissions for the shared folders on the selected computers. Note: NTFS permission information is only available if NTFS discovery collections that include the selected shares have been completed. NTFS permissions have to be collected through the administrative share. Contains parameters to select the domains, computers, share, and account to be included in the report.

Enterprise Reporter System Reports

Table 5. Enterprise Reporter System Reports

Report Name	Description
Enterprise Reporter Discoveries	Shows the collection discoveries for the selected discovery clusters. Contains a parameter to select the clusters to be included in the report.
Enterprise Reporter Discovery Clusters	Shows cluster and related node information for the selected discovery clusters. Contains a parameter to select the clusters to be included in the report.
Enterprise Reporter Discovery Errors	Shows discovery task errors for the selected discoveries. Contains a parameter to select the discoveries and the types of errors to be included in the report.
Enterprise Reporter Discovery Tasks	Shows the collection tasks for the selected discoveries. Contains a parameter to select the discoveries to be included in the report.

Exchange Reports

Table 6. Exchange Reports

Report Name	Description
Distribution Groups	
Distribution Group Membership by Account	Shows all mail-enabled distribution groups to which the selected accounts belong. Groups include security and distribution group types. Membership filters are displayed for dynamic groups. Contains parameters to select the organizations and the accounts to be included in the report.
Distribution Group Details	Shows the detailed information of mail-enabled groups for the selected organizations. Mail-enabled groups include security and distribution group types. Membership filter information is shown when dynamic distribution groups are selected. Contains parameters to select the organizations, the distribution groups, or the type of distribution groups (static, dynamic, or unified) to be included in the report.
Distribution Groups and Members	Shows all accounts that are members of the selected mail-enabled distribution groups. Groups include security and distribution group types. If you choose to include nested groups, membership of the groups is displayed. Contains parameters to select the organizations and distribution groups to be included in the report. Also contains a parameter to include nested group memberships and options for how they are displayed in the report.
Exchange	
Exchange Organization Overview	Shows a high-level summary of the information in your Exchange organization. You can drill to view detailed reports for each category in the report: <ul style="list-style-type: none"> • Mailboxes > Mailboxes Summary report • Mail-Enabled Users > Mail-Enabled Users report • Distribution Groups > Distribution Groups details report • Contacts > Mail Contacts report • Public Folders > Public Folders Summary report <p>Note: This report includes system public folder information.</p> <ul style="list-style-type: none"> • Servers > Exchange Server Details report
Mailboxes	
Exchange Mailboxes Overview	Shows a high-level summary of the number of mailboxes per server in your Exchange organizations. A bar chart displays the top 10 servers that contain the most mailboxes. You can drill down through the server name to view the Exchange Server Details report. Contains a hidden parameter to include, by default, only Exchange servers running the Mailbox server role.
Mailbox Delegates	Shows the mailboxes for the selected delegates. Contains parameters to select the organizations and mailbox delegates to be included in the report. Contains a hidden parameter to include, by default, only Exchange servers running the Mailbox server role.
Mailbox Details	Shows detailed mailbox information for the selected servers. Contains parameters to select the organizations, servers, mailbox stores, and mailboxes to be included in the report. Contains a hidden parameter to include, by default, only Exchange servers running the Mailbox server role.
Mailbox Folder Details	Shows the mailbox folder information for the selected servers. Contains parameters to select the organizations, servers, mailbox stores, and mailboxes to be included in the report.

Table 6. Exchange Reports

Report Name	Description
Mailbox Folder Permissions	Shows the mailbox folder permissions for the selected servers. Contains parameters to select the organizations, servers, mailbox stores, and mailboxes to be included in the report.
Mailboxes with Delegates	Shows the delegates for the selected mailboxes. Contains parameters to select the organizations, servers, and mailboxes to be included in the report. Contains a hidden parameter to include, by default, only Exchange servers running the Mailbox server role.
Permissions	
Mailbox Permissions	Shows the mailbox permissions for the selected servers. Contains parameters to select the organizations, servers, mailboxes, and types of permissions to be included in the report. Contains a hidden parameter to include, by default, only Exchange servers running the Mailbox server role.
Mailbox Permissions for Account	Shows the mailbox permissions for an account, including permissions derived through group membership. Contains parameters to select the account, organizations, servers, mailboxes, permission inheritance, and types of permissions. Contains a hidden parameter to include, by default, only Exchange servers running the Mailbox server role.
Mailbox Permissions with Membership	Shows the permissions for the selected servers and mailboxes. If you choose to include nested groups, membership of the groups is displayed. Contains parameters to select organizations, servers, mailboxes, permission inheritance, and types of permissions. Also contains a parameter to include nested group memberships and options for how they are displayed in the report. Contains a hidden parameter to include, by default, only Exchange servers running the Mailbox server role.
Public Folder Permissions	Shows all folder permissions for the selected servers and public folders. Contains parameters to select the organizations, servers, public folders, accounts, and types of permissions to be included in the report. Also includes the options to exclude specific public folders and to filter inherited or explicit permissions. Contains hidden parameters to include, by default, only Exchange servers running the Mailbox server role, and to exclude, by default, system public folder information.
Public Folder Permissions for Account	Shows folder permissions, including permissions derived through group membership, for the selected account and the selected folders. Contains parameters to select the account, organizations, servers, public folders, permission inheritance, and types of permissions. Contains hidden parameters to include, by default, only Exchange servers running the Mailbox server role, and to exclude, by default, system public folder information.
Public Folder Permissions with Membership	Shows the folder permissions for the selected servers and folders. If you choose to include nested groups, membership of the groups is displayed. Contains parameters to select the organizations, servers, public folders, permission inheritance, and types of permissions. Also contains a parameter to include nested group memberships and options for how they are displayed in the report. Contains hidden parameters to include, by default, only Exchange servers running the Mailbox server role, and to exclude, by default, system public folder information.
Public Folders	
Exchange Public Folders Overview	Shows a high-level summary of the number of public folders per server in your Exchange organizations. You can drill down through the server names to view detailed reports. Contains a hidden parameter to include, by default, only Exchange servers running the Mailbox server role. Note: This report includes system public folder information.

Table 6. Exchange Reports

Report Name	Description
Public Folder Details	Shows public folder details for the selected servers. Contains parameters to select the organizations, servers, and public folders to be included in the report. Contains hidden parameters to include, by default, only Exchange servers running the Mailbox server role, and to exclude, by default, system public folder information.
Servers	
Exchange Server Details	Shows Exchange server details. Includes computer attributes and volume information if computer discoveries have been completed for the selected servers. Contains parameters to select the organizations, servers, and server roles to be included in the report. Note: The section containing the physical computer information and matching pie chart is only available if Computer discovery collections that include the selected servers have been completed.
Users and Contacts	
Mail Contacts	Shows the details for mail contacts in the selected organizations. Contains parameters to select the organizations and mail contacts to be included in the report.
Mail-Enabled Users	Shows the details for mail-enabled users in the selected organizations. Contains parameters to select the organizations and mail-enabled users to be included in the report.

File Storage Analysis Reports

The following table outlines the File Storage Analysis reports included in Enterprise Reporter. If you are a report user, your administrator may have made some of these reports available in Published Reports.

These reports assist administrators with data life cycle management by providing storage assessments that can be used for storage planning and pre-migration assessments. Detailed reports provide historical information about resources such as servers, shares, volumes, folders, files, home directories and users.

The File Storage Analysis category displays a default Category Report in the report pane. For more information, see the Running Category Reports topic in the Quest Enterprise Reporter Report Manager User Guide the [Technical Documentation](#).

Table 7. File Storage Analysis Reports

Report Name	Description
File Storage Analysis Overview	Shows a high-level summary of storage information for your network and highlights immediate storage needs to be addressed. The overview is based on all completed file storage analysis discoveries. You can drill down through the server name, categories, extensions and users to view more detailed reports.

Table 7. File Storage Analysis Reports

Report Name	Description
Capacity Planning	
Capacity Planning	<p>Shows storage growth and highlights any areas of critical capacity across your enterprise.</p> <p>NOTE: Growth trends are based on historical collections. If multiple collections are not available for comparison, growth projections are not available.</p> <p>This report is useful for evaluating your enterprise when capacity planning and for assessing servers during migration projects. It serves as an integral part of storage administration activities. You can drill down through the server name and the user name to view more detailed reports. A line graph displays the total enterprise growth by displaying the total amount of used space for all servers.</p>
Server Capacity	<p>Shows server capacity information. You can specify the percentage of used space that determines if a server is reaching critical capacity. You can drill down through the server name to view the Server Details report.</p> <p>NOTE: Estimated Days Until Critical Capacity indicates how many days it is expected to take for the server to reach the value set as critical capacity (a default of 80%) based on the current analysis of data increase per day. This report highlights servers that may be running out of disk space so that action can be taken. You can also use this report during server consolidation project planning to determine which servers to migrate first. A bar chart displays the top 10 servers sorted by days until critical capacity and indicates the percentage of used and free disk space.</p>
Server Details	<p>Shows server details with volume and share usage information for the selected servers. You can drill down through the logical disk or the share name to view detailed reports. This report is useful for determining your consolidation approach and for capacity planning. A pie chart displays the percentage of used and free disk space.</p>
Server Growth	<p>Shows server growth information for the selected server. Growth details are sorted by dates of discovery runs.</p> <p>NOTE: Note: Growth trends are based on historical collections. If multiple collections are not available for comparison, growth projections are not available.</p> <p>This report allows you to track the percentage of used space over time for servers and provides a snapshot of used and available space for each time the discovery was run. This report is useful for evaluating servers when planning migration projects and serves as an integral part of server administration.</p>
Server Summary by Domain	<p>Shows the total, used, and free disk space on each server in the selected domains. Servers are grouped by domain and sorted by server name. You can drill down through the server name to view the Server Details report. The Server Summary by Domain report is of critical importance when planning your consolidation projects since it provides the data volume information you can use to determine the scope of a consolidation project.</p>
Top Volumes	<p>Shows top volumes sorted by used space. You can drill down through the server name and the logical disk name to view more detailed reports. A bar chart helps you visually compare the used space on the volumes.</p>

Table 7. File Storage Analysis Reports

Report Name	Description
Volume Capacity	Shows volume capacity information. You can specify the percentage of used space that is used to determine if a volume is reaching critical capacity. You can drill down through the server name and the logical disk name to view more detailed reports. Identifying the volumes can help you create capacity projections, determine critical volumes for file cleanup or archiving activities, or plan an approach for server consolidation projects. A bar chart indicates the top 10 volumes sorted by days until critical capacity and indicates the percentage of used and free space.
Volume Details	Shows the volume details for the selected servers. You can also drill down through the logical disk to view a file summary for the volume. This report helps with ongoing capacity planning such as identifying volumes where disk space optimizations (cleanup, compression, or file offloading) are required. You can also use this report during server consolidation project planning to determine which servers and volumes to migrate first. A pie chart displays the percentage of used and free disk space.
Files and Folders	
File Categories	Shows details on the file categories that are used to group files in Enterprise Reporter. Lists the default types of files contained in each category. A file category contains various types of files or other file categories.
File Category Details	Shows the file extensions that are included in the selected category on the selected servers. Categories are sorted by size. You can drill down through a file extension to view the File Information by Extension report. This report is useful for determining exactly what type of files are using storage space when you plan for future storage allocation. A bar chart displays the top 10 file extensions in the category based on size.
File Summary	Shows file summary information for the selected servers and volumes. You can drill down through the section titles to view more detailed reports. This report is useful for estimating migration schedules since the time needed to migrate data in large files is significantly less than the time needed to migrate the same amount of data in small files. A bar chart displays the number of files in each file size grouping. Another bar chart displays the actual space consumed by the files in each file size grouping.
Files by Category	Shows files grouped into pre-defined categories that are sorted by size. You can drill down through the file category name to view a detailed report of files in the category. This report is useful for identifying the files that you want to remove or migrate to a different storage location. A bar chart displays the categories sorted by size.
Folder Categories	Shows details on the folder categories that are used to group folders in Enterprise Reporter. Lists the default folder paths contained in each category and describes the types of files typically found in the folders.
Folders by Category	Shows folders grouped in pre-defined categories that are sorted by used space. This report is useful for identifying groups of folders that you want to remove or migrate to a different storage location. A bar chart displays the amount of used space per category.
Storage Cleanup	Shows storage areas across your enterprise where you can potentially reclaim space through data cleanup or by migrating files to different storage locations. The report is based on all completed server discoveries. You can drill down through the server name in each section to view more detailed reports. This report is useful for assessing your current storage needs prior to migration and as a part of regular data cleanup operations. A pie chart displays the total amount of space recommended for cleanup on all servers.
Top File Extensions	Shows top file extensions sorted by size. You can drill down through any file extension to view the File Information by Extension report. A bar chart displays up to the top 10 file extensions sorted by size.

Table 7. File Storage Analysis Reports

Report Name	Description
Home Directories	
Home Directory Details	Shows home directory details for the selected servers. This report can be used for planning home directory updates by identifying the users who are consuming space on the server.
Home Directory Summary	Shows home directory summary information. The report is based on all completed server discoveries. You can drill down through the server name or the number of home directories to view more detailed reports. A bar chart displays the total amount of space used by home directories on each server.
Top Home Directories	Shows top home directories sorted by size. You can drill down through the server name to view the Server Details report. This report can be used to prepare for home directory migrations, to maintain storage quotas, and for storage management activities. A bar chart displays the top home directories sorted by size.
Shares	
Share Details	Shows share details for the selected servers. This report can be used during server consolidation project planning to determine which server shares to migrate first.
Share File Details	Shows file details for the selected shares. This report is valuable when planning for data reorganization or preparing for storage consolidation. NOTE: Share file detail information is only available if Computer and NTFS permission discovery collections that include the selected shares have been completed.
Share Summary	Shows share summary information. The report is based on all completed server discoveries. You can drill down through the server name or the number of shares to view more detailed reports. This report is useful for ongoing share management as well as preparing for share migration in server consolidation projects. A bar chart displays the total amount of space used by shares on each server.
Top Shares	Shows top shares sorted by size. You can drill down through the server name and the share name to view more detailed reports. This report is useful for ongoing data assessment, for planning server consolidation projects, or for determining if specific users are outside acceptable levels of disk space usage. A bar chart displays the top 10 shares sorted by size.
Users	
Top Users	Shows the top users using the most space. This report is useful for analyzing user storage needs and for quota management activities. A bar chart displays up to the top 10 users sorted by size.
User Growth	Shows user storage growth over time. User growth details are sorted by dates of discovery runs. NOTE: Growth trends are based on historical collections. If multiple collections are not available for comparison, growth projections are not available. This report is useful for identifying users with the fastest growing storage needs over time. The report provides a snapshot of the amount of storage used by the user each time the discovery was run. Use the report to evaluate user storage needs when planning consolidation projects and as an integral part of user storage management activities. A line graph shows the size of storage over time for the user on the server.

Hybrid Reports

Table 8. Hybrid Reports

Report Name	Description
Exchange and Exchange Online Mailbox Permissions for Account	<p>Shows Exchange and Exchange Online mailbox permissions for the selected synchronized domain user.</p> <p>Exchange and Exchange Online mailbox permissions are only available if Exchange, Exchange Online, and the Azure Active Directory collections have been completed. Account information will only be available if synchronization is enabled between the Office 365 Exchange and On-premises environments at the time of collection.</p> <p>Note: No wildcard support is available.</p> <p>Contains a parameter to select the synchronized domain user to be included in the report.</p>
OneDrive and NTFS File and Folder Permissions for Account	<p>Shows OneDrive and NTFS file and folder permissions for the selected synchronized domain account.</p> <p>OneDrive and NTFS file and folder permissions are only available if the Azure Active Directory, OneDrive, and NTFS collections have been completed. Account information will only be available if synchronization is enabled between the OneDrive and On-premises environments at the time of collection.</p> <p>Note: No wildcard support available.</p> <p>Contains a parameter to select the synchronized domain account to be included in the report.</p>
OneDrive and NTFS File and Folder Permissions for Account with Group Membership	<p>Shows OneDrive and NTFS file and folder permissions for the selected synchronized domain account including permissions derived through group membership.</p> <p>OneDrive and NTFS file and folder permissions are only available if the Azure Active Directory, OneDrive, and NTFS collections have been completed. Account information will only be available if synchronization is enabled between the OneDrive and On-premises environments at the time of collection.</p> <p>Note: No wildcard support available.</p> <p>Contains a parameter to select the synchronized domain account to be included in the report.</p>

NTFS Reports

Table 9. NTFS Reports

Report Name	Description
File and Folder Summary	Shows the total number of files and folders collected per computer.
NTFS Object Attributes	Shows the general file and folder information for the selected computers and paths. This report combines the General File Information and General Folder Information reports for your convenience.
Files	
Compressed Files	Shows compressed files on the selected computers.

Table 9. NTFS Reports

Report Name	Description
Duplicate File Details	Shows duplicate files on the selected computers. You can specify a root folder from which the duplicate file check will begin.
Extended File Information	Shows the extended file information (including the file owner) for the selected computers and paths. You can filter the results by providing a list of folder owners.
File Information by Extension	Shows files on the selected computers grouped by file extension.
Files Created in Last (N) Days	Shows all files created in last (N) days for the selected computers grouped by date created.
Files Created in Last (N) Days grouped by Parent Path	Shows all files created in last (N) days for the selected computers grouped by parent path.
Files Created within Date Range	Shows all files created within the specified date range for the selected computers grouped by date created.
Files Created within Date Range grouped by Parent Path	Shows all files last accessed in last (N) days for the selected computers grouped by date last accessed.
Files Larger than a Specific Size	Shows all files for the selected computers that are larger than a specific size grouped by parent path.
Files Last Accessed in Last (N) Days	Shows all files last accessed in the last (N) days for the selected computers grouped by date last accessed.
Files Last Accessed in Last (N) Days grouped by Parent Path	Shows all files last accessed in last (N) days for the selected computers grouped by parent path.
Files Last Accessed within Date Range	Shows all files last accessed within the specified date range for the selected computers grouped by date last accessed.
Files Last Accessed within Date Range grouped by Parent Path	Shows all files last accessed within the specified date range for the selected computers grouped by parent path.
Files Modified in Last (N) Days	Shows all files modified in last (N) days for the selected computers grouped by date modified.
Files Modified in Last (N) Days grouped by Parent Path	Shows all files modified in last (N) days for the selected computers grouped by parent path.
Files Modified within Date Range	Shows all files modified within the specified date range for the selected computers grouped by date modified.
Files Modified within Date Range grouped by Parent Path	Shows all files modified within the specified date range for the selected computers grouped by parent path.
Files Older Than (N) Days	Shows files that have not been accessed in a selected period on the selected computers.
Files Older Than a Year	Shows files that have not been accessed in a year on the selected computers.
Files with Long Paths	Shows details for files with a path greater than 255 characters.
General File Information	Shows general file information for the selected computers and paths — including the file attributes, date and time information, path, and size.
General File Information by Folder Depth	Shows the general file information filtered by folder depth. The starting folder level and subsequent depth are determined by the collection options and how the paths are stored. Your Administrator may be collecting files and folders through the administrative share or a network share. You can choose the level of folder depth to include. The folder level value will start from zero. Examining the path of C:\FolderA\FolderB, C:\ is 0 levels deep. FolderA is 1 level deep. FolderB is 2 levels deep.
Orphaned Files	Shows files on the selected computers with unknown ownership.

Table 9. NTFS Reports

Report Name	Description
Folders	
Aggregate Folder Size	Shows the aggregate folder size for the computers and included paths. Contains parameters to select the domains, computers and paths to be included in the report.
Extended Folder Information	In addition to the general folder information, shows the folder owner for the selected computers and paths. You can filter the results by providing a list of file owners.
Folder Information with Number of Files	Shows folders for the selected computers with a file count for each folder. Contains parameters to select the computers and paths to be included in the report. Contains a parameter to select the paths to be excluded from the report.
Folders Created in Last (N) Days	Shows all folders created in last (N) days for the selected computers grouped by date created.
Folders Created in Last (N) Days grouped by Parent Path	Shows all folders created in last (N) days for the selected computers grouped by parent path.
Folders Created within Date Range	Shows all folders created within the specified date range for the selected computers grouped by date created.
Folders Created within Date Range grouped by Parent Path	Shows all folders created within the specified date range for the selected computers grouped by parent path.
Folders Modified in Last (N) Days	Shows all folders modified in last (N) days for the selected computers grouped by date modified.
Folders Modified in Last (N) Days grouped by Parent Path	Shows all folders modified in last (N) days for the selected computers grouped by parent path.
Folders Modified within Date Range	Shows all folders modified within the specified date range for the selected computers grouped by date modified.
Folders Modified within Date Range grouped by Parent Path	Shows all folders modified within the specified date range for the selected computers grouped by parent path.
General Folder Information	Shows general folder information for the selected computers and paths — including the folder attributes, date and time information, path, and size.
General Folder Information by Folder Depth	Shows the general folder information filtered by folder depth. The starting folder level and subsequent depth are determined by the collection options and how the paths are stored. Your Administrator may be collecting folders through the administrative share or a network share. You can choose the level of folder depth to include. The folder level value will start from zero. Examining the path of C:\FolderA\FolderB, C:\ is 0 levels deep. FolderA is 1 level deep. FolderB is 2 levels deep.
General Folder Information grouped by Parent Path	Shows the general folder information for the selected computers grouped by parent path.
General Folder Information grouped by Size	Shows the general folder information for the selected computers grouped by size.
Permissions	
Child Files or Folders with Permissions that Differ from Parent	Shows all the permissions of the files or folders with permissions that differ from the parent. Contains parameters to select the computers and paths to be included in this report. Also contains an option to include folders only.
File and Folder Permissions Differences with Membership	Shows the parent and child permission differences between the selected files and folders. If you choose to include nested groups, membership of the groups is displayed.

Table 9. NTFS Reports

Report Name	Description
File and Folder Permissions with Differences	Shows the parent and child permission differences between the selected files and folders.
File Permissions	Shows the list of ACEs in the DACL for all files on the selected computers and paths. You can choose to show only permissions inherited from a parent, only explicit permissions or to show both. You can filter the results by supplying a specific list of accounts to look for in the DACLs, and specific organizational units.
File Permissions for Account	Shows file permissions for the selected account, including permissions derived through group membership. You can choose to show only permissions inherited from a parent, only explicit permissions or to show both.
File Permissions with Membership	Shows the list of ACEs in the DACL for all files on the selected computers and paths, including the first level of group members for any group given permissions. You can choose to show only permissions inherited from a parent, only explicit permissions or to show both. Contains a parameter to include nested group memberships and options on how they are displayed in the report. For more information, see the Expand Nested Groups Parameter topic in the Quest Enterprise Reporter Report Manager User Guide the Technical Documentation . You can filter on specific groups.
Files and Folders with Permissions that Contain Deleted Accounts	Shows the permissions of the files or folders that contain deleted accounts. Contains parameters to select the computers, paths, and permissions to be included in the report. Contains a hidden parameter that includes deleted accounts.
Files by Owner	Shows all files for the selected computers and owners.
Folder Permissions	Shows the list of ACEs in the DACL for all folders on the selected computers and paths. You can choose to show only permissions inherited from a parent, only explicit permissions or to show both. You can filter the results by supplying a specific list of accounts to look for in the DACLs, and specific organizational units.
Folder Permissions for Account	Shows folder permissions for the selected account, including permissions derived through group membership. You can choose to show only permissions inherited from a parent, only explicit permissions or to show both.
Folder Permissions with Membership	Shows the list of ACEs in the DACL for all folders on the selected computers and paths, including the first level of group members for any group given permissions. You can choose to show only permissions inherited from a parent, only explicit permissions or to show both. You can filter the results by supplying a specific list of accounts to look for in the DACLs. You can choose whether or not you want to include the members of the Domain Users group. Since this can be a very large group, you may wish to exclude it. If you have included the Domain Users group, this report can take longer to generate. Contains a parameter to include nested group memberships and options on how they are displayed in the report. For more information, see the Expand Nested Groups Parameter topic in the Quest Enterprise Reporter Report Manager User Guide the Technical Documentation . You can filter on specific groups.
Folders by Owner	Shows all folders for the selected computers and owners.

Table 9. NTFS Reports

Report Name	Description
Groups with No Permissions on Any Computer	Shows groups that do not have permissions, or permissions derived through group membership, for any of the files or folders on any of the selected computers. If the selected computers are in more than one domain, all groups from those domains will be verified. If a group has permissions on any of the selected computers, that group will be excluded from the report. When there are 2 (or more) computers from the same domain (for example, Computer A and Computer B), all groups in their domain are analyzed and the results will be as follows: If a group has permission on Computer A but not on Computer B, it will not be in the report. If a group does not have permission on either Computer B or on Computer A, it will not be in the report. If a group does not have permission on either Computer A or on Computer B, it will be in the report.
Groups with No Permissions on Files or Folders	Shows groups that do not have permissions, or permissions derived through group membership, for any of the files or folders on the selected computers. If the selected computers are in more than one domain, all groups from the domains will be verified. If a group does not have any permissions on more than one of the selected computers, that group will be shown under each of those computers.
User Permissions on Folders	Shows the user permissions on the selected folders including permissions derived through group membership.

OneDrive Reports

Table 10. OneDrive Reports

Report Name	Description
OneDrive Configuration Settings	Shows OneDrive configuration settings for the selected tenants. Contains parameters to select the tenants to be included in the report.
OneDrive File and Folder Information	Shows file and folder information for the selected tenants and drives. Contains parameters to select the tenants, drives, and paths to be included in the report.
OneDrive File and Folder Information Grouped by Parent Path	Shows the information for all files and folders grouped by parent path. Contains parameters to select the tenants, drives, and paths to be included in the report.
OneDrive File and Folder Link Information	Shows the link information for all files and folders on the selected drives. Contains parameters to select the tenants, drives, and paths to be included in the report.
OneDrive Files and Folders with Access Links	Shows the files and folders that have internal or external access links. Contains parameters to select the tenants and drives to be included in the report.
OneDrive Files and Folders with an Anonymous Access Link	Shows the files and folders that have an anonymous access link for outside the organization. Contains parameters to select the tenants and drives to be included in the report.
OneDrive Files and Folders with an Organization Access Link	Shows the files and folders that have an access link for inside the organization. Contains parameters to select the tenants and drives to be included in the report.

Table 10. OneDrive Reports

Report Name	Description
OneDrive Files and Folders with No Access Links	Shows the files and folder that have no access links for the selected drives. Contains parameters to select the tenants and drives to be included in the report.
OneDrive Quotas	Shows the quota information for the selected tenants and drives. Contains parameters to select the tenants and drives to be included in the report.
OneDrive Quotas for Department	Shows the quota information for the selected departments and tenants. Contains parameters to select the tenants and departments to be included in the report.
OneDrive Summary	Shows a summary for the selected tenants. Contains parameters to select the tenants to be included in the report.
OneDrive Users	Shows all Office 365 users using OneDrive for the selected tenants. Contains parameters to select the tenants to be included in the report.
Permissions	
OneDrive File and Folder Access Link Permissions	Shows owner permissions for files and folders on the selected tenants. Contains parameters to select the tenants, drives, and paths to be included in the report.
OneDrive File and Folder Owner Permissions	Shows owner permissions for files and folders on the selected tenants. Contains parameters to select the tenants, drives, and paths to be included in the report.
OneDrive File and Folder Permissions	Shows the permissions for all files and folders on the selected tenants and drives. Contains parameters to select the tenants, drives, and paths to be included in the report.
OneDrive File and Folder Permissions for Identity	Shows file and folder permissions, including permissions derived through group membership, for the selected paths and the selected identity. Contains parameters to select the identity, tenants, and drives to be included in the report.
OneDrive File and Folder Permissions that are Different	Shows permissions that are different from parent folder permissions on the selected tenants and drive. Contains parameters to select the tenants, drives, and file and folder paths to be included in the report.
OneDrive File and Folder Permissions with Membership	Shows the permissions for all files and folders on the selected tenants and drives. If you choose to include nested groups, membership of the groups is displayed. Contains parameters to select the tenants, drives, and file and folder paths to be included in the report. Contains a parameter to include nested group memberships and options on how they are displayed in the report. For more information see Searching for Parameter Values on page 61.

Registry Reports

Table 11. Registry Reports

Report Name	Description
Registry Keys and Values	Shows the registry keys and their associated values for selected computers. You can filter on specific keys.
Registry Permissions	Shows all registry permissions for the selected computers.

Security Explorer Remediation Reports

Table 12. Security Explorer Remediation Reports

Report Name	Description
Active Directory	
Active Directory Permissions for Account with Actions	Shows the Active Directory permissions for an account, including permissions derived through group membership. Click any link in the report to open Security Explorer and manage the object's permissions. Contains parameters to select the domains, organizational units, object types, and permissions to be included in the report. You can choose to show only permissions inherited from a parent, only explicit permissions, or to show both.
Active Directory Permissions for Account with Membership and Actions	Shows the Active Directory permissions for an account, including permissions derived through group membership. If you choose to include nested groups, membership of the groups is displayed. Click any link in the report to open Security Explorer and manage the object's permissions. Contains parameters to select the domains, organizational units, object types, and objects to be included in the report. You can choose to show only permissions inherited from a parent, only explicit permissions, or to show both. Also contains a parameter to include nested group memberships and options for how they are displayed in the report.
Active Directory Permissions with Actions	Shows all Active Directory permissions for the selected domains and Active Directory objects. Click any link in the report to open Security Explorer and manage the object's permissions. Contains parameters to select the domains, organizational units, object types, objects, and accounts to be included in the report. You can choose to show only permissions inherited from a parent, only explicit permissions, or to show both.
Domain Groups and Members with Actions	Shows group memberships for the selected domains and groups. If you choose to include nested groups, membership of the groups is displayed. Click any link in the report to open Security Explorer and manage the object's permissions. Contains parameters to select domains, organizational units, and domain groups. Also contains a parameter to include nested group memberships and options on how they are displayed in the report.
Domain Groups with Probable Owner with Actions	Shows the domain groups with members for the selected domains and suggests the account that manages the highest percentage of members as the probable group owner. Click any link in the report to open Security Explorer and manage the group's membership and properties. Contains a parameter to select the domains to be included in the report.
Domain Users with Actions	Shows domain users for the selected domains. Click any link in the report to open Security Explorer and manage the object's permissions. Contains parameters to select domains, organizational units, and accounts. Also contains options to include only disabled or locked domain user accounts.
Computer	
Local Groups and Members with Actions	Shows the group memberships for the selected computers and groups. If you choose to include nested groups, membership of the groups is displayed. Click any link in the report to open Security Explorer and manage the object's permissions. Contains parameters to select domains, computers, and local groups. Also contains a parameter to include nested group memberships and options on how they are displayed in the report.

Table 12. Security Explorer Remediation Reports

Report Name	Description
Local Users with Actions	Shows local users for the selected computers. Click any link in the report to open Security Explorer and manage the object's permissions. Contains parameters to select the domains, computers, accounts, and the status of accounts. If you want to report on all included users regardless of their account status (locked/unlocked, disabled/enabled), choose No value specified.
Printer Permissions with Actions	Shows printer permissions for the selected computers and printers. Click any link in the report to open Security Explorer and manage the object's permissions. Contains parameters to select domains, computers, printers, and accounts.
Service Permissions with Actions	Shows service permissions for the selected computers and services. Click any link in the report to open Security Explorer and manage the object's permissions. Contains parameters to select domains, computers, services, and accounts.
Share Permissions with Actions	Shows share permissions for the selected computers and shares. Click any link in the report to open Security Explorer and manage the object's permissions. Contains parameters to select domains, computers, shares, type of shares, and accounts.
Exchange	
Mailbox Permissions with Actions	Shows mailbox permissions for the selected servers. Click any link in the report to open Security Explorer and manage the object's permissions. Contains parameters to select organizations, servers, mailbox stores, mailboxes, and types of permissions to be included in the report. Contains a hidden parameter to include, by default, only Exchange servers running the Mailbox server role.
Public Folder Permissions with Actions	Shows folder permissions for the selected servers and public folders. Click any link in the report to open Security Explorer and manage the object's permissions. Contains parameters to select organizations, servers, public folders, accounts, and types of permissions to be included in the report. Also includes the options to exclude specific public folders and to filter inherited or explicit permissions. Contains hidden parameters to include, by default, only Exchange servers running the Mailbox server role, and to exclude, by default, system public folder information.
Microsoft SQL Server	
SQL Database Object Permissions with Actions	Shows SQL database objects and their permissions. Click any link in the report to open Security Explorer and manage the object's permissions. Contains parameters to select SQL servers, instances, and databases. Also contains parameters to select object types, permission types, and object permissions.
SQL Database Schema Permissions with Actions	Shows database schemata and their assigned permissions in the database. Click any link in the report to open Security Explorer and manage the object's permissions. Contains parameters to select SQL servers, instances, databases, and object permissions.
NTFS	
File Permissions with Actions	Shows file permissions for the selected computers and paths. Click any link in the report to open Security Explorer and manage the object's permissions. Contains parameters to select computers, paths, accounts, and organizational units. Also contains options to show only permissions inherited from a parent, only explicit permissions, or both.
Files by Owner with Actions	Shows files for the selected computers and owners. Click any link in the report to open Security Explorer and manage the object's permissions. Contains parameters to select computers and owners to be included in the report.

Table 12. Security Explorer Remediation Reports

Report Name	Description
Folder Permissions with Actions	Shows folder permissions for the selected computers and paths. Click any link in the report to open Security Explorer and manage the object's permissions. Contains parameters to select computers, paths, accounts, and organizational units. Also contains an option to show only permissions inherited from a parent, only explicit permissions, or both.
Folders by Owner with Actions	Shows folders for the selected computers and owners. Click any link in the report to open Security Explorer and manage the object's permissions. Contains parameters to select computers and owners to be included in the report.
Registry	
Registry Permissions with Actions	Shows registry permissions for the selected computers. Click any link in the report to open Security Explorer and manage the object's permissions. Contains parameters to select domains, computers, keys, and accounts to be included in the report.

SQL Server Reports

Table 13. SQL Server Reports

Report Name	Description
Databases	
SQL Database Objects	Shows all SQL database objects.
SQL Databases	Shows all SQL databases.
Permissions	
Account Permissions for SQL Database Objects	Shows the direct or indirect database object permissions for the selected accounts.
SQL Database Object Permissions	Shows all SQL Server® database objects and their permissions.
SQL Database Schema Permissions	Shows all database schemas and their assigned permissions on the database.
Roles and Users	
SQL Database Role Membership	Shows membership for each SQL Server® role.
SQL Database Role Membership by Account	Shows all database roles of which the selected accounts are direct or indirect members.
SQL Database Users	Shows all SQL database users. If you choose to expand groups, membership of the groups is displayed. Contains a parameter to include nested group memberships and options on how they are displayed in the report. For more information, see the Expand Nested Groups Parameter topic in the Quest Enterprise Reporter Report Manager User Guide the Technical Documentation .
SQL Logins	Shows all SQL logins.
SQL Server Role Membership by Account	Shows all server roles of which the SQL Server® logins are direct or indirect members.

About Quest

We are more than just a name

We are on a quest to make your information technology work harder for you. That is why we build community-driven software solutions that help you spend less time on IT administration and more time on business innovation. We help you modernize your data center, get you to the cloud quicker and provide the expertise, security and accessibility you need to grow your data-driven business. Combined with Quest's invitation to the global community to be a part of its innovation, and our firm commitment to ensuring customer satisfaction, we continue to deliver solutions that have a real impact on our customers today and leave a legacy we are proud of. We are challenging the status quo by transforming into a new software company. And as your partner, we work tirelessly to make sure your information technology is designed for you and by you. This is our mission, and we are in this together. Welcome to a new Quest. You are invited to Join the Innovation.

Our brand, our vision. Together.

Our logo reflects our story: innovation, community and support. An important part of this story begins with the letter Q. It is a perfect circle, representing our commitment to technological precision and strength. The space in the Q itself symbolizes our need to add the missing piece—you—to the community, to the new Quest.

Contacting Quest

For sales or other inquiries, visit <https://quest.com/contact>.

Technical support resources

Technical support is available to Quest customers with a valid maintenance contract and customers who have trial versions. You can access the Quest Support Portal at <https://support.quest.com>.

The Support Portal provides self-help tools you can use to solve problems quickly and independently, 24 hours a day, 365 days a year. The Support Portal enables you to:

- Submit and manage a Service Request.
- View Knowledge Base articles.
- Sign up for product notifications.
- Download software and technical documentation.
- View how-to-videos.
- Engage in community discussions.
- Chat with support engineers online.

View services to assist you with your product.

© 2018 Quest Software Inc.

ALL RIGHTS RESERVED.

This guide contains proprietary information protected by copyright. The software described in this guide is furnished under a software license or nondisclosure agreement. This software may be used or copied only in accordance with the terms of the applicable agreement. No part of this guide may be reproduced or transmitted in any form or by any means, electronic or mechanical, including photocopying and recording for any purpose other than the purchaser's personal use without the written permission of Quest Software Inc.

The information in this document is provided in connection with Quest Software products. No license, express or implied, by estoppel or otherwise, to any intellectual property right is granted by this document or in connection with the sale of Quest Software products. EXCEPT AS SET FORTH IN THE TERMS AND CONDITIONS AS SPECIFIED IN THE LICENSE AGREEMENT FOR THIS PRODUCT, QUEST SOFTWARE ASSUMES NO LIABILITY WHATSOEVER AND DISCLAIMS ANY EXPRESS, IMPLIED OR STATUTORY WARRANTY RELATING TO ITS PRODUCTS INCLUDING, BUT NOT LIMITED TO, THE IMPLIED WARRANTY OF MERCHANTABILITY, FITNESS FOR A PARTICULAR PURPOSE, OR NON-INFRINGEMENT. IN NO EVENT SHALL QUEST SOFTWARE BE LIABLE FOR ANY DIRECT, INDIRECT, CONSEQUENTIAL, PUNITIVE, SPECIAL OR INCIDENTAL DAMAGES (INCLUDING, WITHOUT LIMITATION, DAMAGES FOR LOSS OF PROFITS, BUSINESS INTERRUPTION OR LOSS OF INFORMATION) ARISING OUT OF THE USE OR INABILITY TO USE THIS DOCUMENT, EVEN IF QUEST SOFTWARE HAS BEEN ADVISED OF THE POSSIBILITY OF SUCH DAMAGES. Quest Software makes no representations or warranties with respect to the accuracy or completeness of the contents of this document and reserves the right to make changes to specifications and product descriptions at any time without notice. Quest Software does not make any commitment to update the information contained in this document.

If you have any questions regarding your potential use of this material, contact:

Quest Software Inc.
Attn: LEGAL Dept.
4 Polaris Way
Aliso Viejo, CA 92656

Refer to our website (<https://www.quest.com>) for regional and international office information.


Patents


Quest Software is proud of our advanced technology. Patents and pending patents may apply to this product. For the most current information about applicable patents for this product, please visit our website at <https://www.quest.com/legal>.


Trademarks

Quest, the Quest logo, and Join the Innovation are trademarks and registered trademarks of Quest Software Inc. For a complete list of Quest marks, visit <https://www.quest.com/legal/trademark-information.aspx>. All other trademarks and registered trademarks are the property of their respective owners.

Legend

-  **WARNING:** A WARNING icon indicates a potential for property damage, personal injury, or death.

-  **CAUTION:** A CAUTION icon indicates potential damage to hardware or loss of data if instructions are not followed.

-  **IMPORTANT NOTE, NOTE, TIP, MOBILE, or VIDEO:** An information icon indicates supporting information.