

# One Identity Manager Data Governance Edition 8.0.1

## Release Notes

### March 2018

These release notes provide information about the One Identity Manager Data Governance Edition 8.0.1 release.

## About this release

One Identity Manager Data Governance Edition enables security administrators and business owners to manage user access to unstructured data on files/folders/shares for Windows Server, NAS devices and SharePoint. It leverages the One Identity Manager platform for providing integrated self-service request portal, segregation of duties policies, attestation and re-certification workflows.

Using Data Governance Edition, IT Administrators are provided with management capabilities that enable them to see who is using data in the organization and how access should be modified to best fit the business. Specifically, they can:

- Examine a file system, SharePoint farm or other supported platforms to see what users and groups have access to it, and modify the access if required.
- Examine a user or group to ensure they have the correct data access.
- Investigate access for a user in a particular role within your organization to help grant the same access to a new hire.
- Evaluate a group's access before deleting it.
- Compare account access and simulate the addition and removal of users or groups from groups.
- Calculate perceived owners to identify potential business owners for data within your environment.

- Place data under governance and leverage the self-service requests, attestations, policies, and reports that help you to ensure your data is in compliance.

Through workflows that cross both the Manager and the Web Portal, users can:

- Manage access to and governance of Windows Server, NAS devices, SharePoint resources, and certain Cloud resources.
- Perform access modeling to compare user accounts/groups to identify the impact of adding/removing users to/from groups and identify why employees in the same department have different access rights.
- View how access was achieved, who requested it, who approved or denied it. This information is useful to verify during the attestation process.
- Define access policies including Separation of Duties to assist in fulfilling security and compliance requirements around data protection.
- Manage access as a business owner, an administrator or a security officer through dashboards and views.
- Review user and resource activity to identify patterns of usage, spot atypical behavior, and determine business owners to ensure that users have only the access to what they absolutely need, and nothing more.
- Use an access request workflow which allows business owners to grant or deny resource access and recommend a group for fulfillment from the list of best fit groups suggested by the system – thereby improving efficiency and reducing IT burden.
- Identify data without owners, suggest potential business owners, and allow compliance teams to schedule a process for business owners to verify and attest to employee access as well as enable the immediate remediation.
- Access pre-defined reports to help you identify, summarize, and analyze resource and account access and activity throughout your organization.

Data Governance Edition 8.0.1 is a minor release that provides SharePoint scalability and performance improvements. See [Enhancements](#).

## Enhancements

The following is a list of enhancements implemented in Data Governance Edition 8.0.1.

**Table 1: General enhancements**

Enhancement	Issue ID
SharePoint scalability and performance improvements. Data Governance Edition allows you to deploy multiple agent services to manage a SharePoint farm. By dividing your managed SharePoint resources across multiple agent services on your SharePoint server, you should experience faster scanning and reduced downtime when running reports.	735974

# Known issues

The following is a list of issues, including those attributed to third-party products, known to exist at the time of release.

**Table 2: General known issues**

Known Issue	Issue ID
Data Governance Edition does not handle computer name changes automatically. If a computer's name is changed after it has been registered as a managed host, some functions will not operate correctly. If a managed host computer is renamed, it must be removed and added again with the new name.	42129

**Table 3: Installation and upgrade known issues**

Known Issue	Issue ID
If you use the MSIExec.exe command to install the Data Governance server to a non-default location, you will be required to perform future upgrades to the server in the same manner. If the installation path is not specified when the upgrade is performed, the custom installation is removed and the new version is installed to the default location of %ProgramFiles%\One Identity\One Identity Manager Data Governance Edition.	313477
Upgrading the Data Governance server reverts the "run as" of the server service to Local System. The service must be reinstalled running as the previously configured account.  To resolve this issue, when installing the new version of the Data Governance server, leave the installer Retry/Cancel dialog open when prompted, run the Service Control Manager, and switch the account on the Data Governance server from local system back to the original service account. Then click Retry in the installer dialog, and the installation should complete successfully.	359129
The Data Governance Configuration wizard is not detecting the existing Resource Activity database name. If you are not using the default name for your Resource Activity database, on an upgrade you must enter the "custom" database name on the Data Governance activity database page of the Data Governance Configuration wizard.	592431
After upgrading the Data Governance service to version 8.0, existing agents will initially connect; however, after an agent restart, they will no longer connect, displaying a "Waiting to connect" state, and must be upgraded.	

**Table 4: Resource activity known issues**

<b>Known Issue</b>	<b>Issue ID</b>
If a volume is mounted as a drive letter and as a folder path, and changes are made through the folder path - the Activity reports show the drive letter as the path for activity.	148588
The SharePoint system account will be automatically filtered from resource activity.	320562
When you restart a NetApp filer, the Data Governance agents scanning that filer must also be restarted as they do not automatically register the required FPolicy.	417143
Resource activity collection and real-time security updates are not supported for EMC Isilon NFS managed hosts.	629701
EMC VNX activity collection is not supported for devices with multiple CIFS exposed virtual data movers.	
EMC activity collection requires that EMC CEE 7.1 is installed on the same server as the Data Governance agent.	
If Change Auditor is configured to collect activity from your EMC device via the Quest Shared EMC Connector, and you would like activity collection/aggregation in Data Governance Edition, you MUST configure Data Governance Edition to collect activity directly from Change Auditor. You will not be able to collect activity directly from your EMC device with both Change Auditor and Data Governance Edition.	
When integrating with Change Auditor version 6.9.x, no activity is being reported in Data Governance Edition. There is a Change Auditor 6.9 hotfix now available to fix this integration. Please contact One Identity technical support for the latest Change Auditor hotfix.	

**Table 5: SharePoint known issues**

<b>Known Issue</b>	<b>Issue ID</b>
The SharePoint account SHAREPOINT\system displays in Account access as NULL SID.	202555
In the Group Memberships tab, the location for SharePoint groups displays the URL instead of the friendly path for the group.	213029
In the Accounts view, renamed SharePoint groups do not show the new name after a rescan.	213906
When creating a new site collection on a farm where the SharePoint Auditing farm solution is enabled, you may see an error indicating that the farm solution is already activated. If this occurs, re-create the site collection.	215381

Known Issue	Issue ID
Exceptions occur during security index scans if web app policy denies rights to a farm account, even if the web app is not a selected security index root.	253558
Once data is placed under governance, a user or group's Limited access permission will be changed to the AllowRead permission.	271856
Retrieval of security for SharePoint hidden lists (such as Converted Forms) through Data Governance Edition may incorrectly list the security for its parent folder regardless of inheritance.	314472
For SharePoint 2010 farms, you may need to wait several minutes during agent install before managed paths can be successfully configured.	388288
For SharePoint 2010, initial scans do not occur as expected if there is a delay in setting dataroots for newly deployed managed hosts. <b>Workaround:</b> Wait for the scan schedule to lapse or restart the agent.	418369
In an Oracle environment, when adding an account to a SharePoint 2013 governed resource using the Resource browser, the domain name is removed from the account's name and is reverted back to a SID.	473153
SharePoint and Windows security scans add nested groups to the security index. The default behavior is to add an entry for every trustee that has been found to be directly ACL'd on a managed host. The SharePoint and Windows security scan behavior does not cause any harm, it is simply inconsistent with the expected behavior.	598090
Running Manage Access on a user/employee with a SharePoint user account type in the Security Index view logs an error: Requested value 'domain\user' was not found. <b>Workaround:</b> Run another SharePoint synchronization.	667557
In the web portal, the target accounts picker accessed from the "Edit subscription settings" window for an Account Access report shows the Claims Identity for SharePoint resources instead of the employee name.	675807

**Table 6: Object naming known issues**

Known Issue	Issue ID
Data Governance Edition may incorrectly represent the names of certain Built-in groups, such as Administrators and Power Users, if these groups have been renamed.	114243

**i** **NOTE:** This does not affect the underlying functionality of Data Governance Edition, just the display names of these groups.

**Table 7: Machine local groups known issues**

Known Issue	Issue ID
If a machine local user or group is renamed after it has been originally added to the Data Governance index, any subsequent name changes will not be properly reflected in the client.	70422

**Table 8: Agent known issues**

Known Issue	Issue ID
Network configuration changes may not be reflected in the agent connection information. If the network configuration of a managed host changes such that outgoing connections become blocked, the agent on that computer may be incorrectly reported as operating in Active mode. Additionally, queries against this agent may not be processed. To resolve this situation, restart the agent to renegotiate the connection.	45912
If you attempt to export an agent log from a client, ensure the agent state is set to OK. If the state is not set to OK, the process will fail. <b>Workaround:</b> Go to the agent installation directory, right-click the DataGovernance.Agent.exe.dlog file for the agent in question, and choose <b>Copy</b> .	178061

**Table 9: Managed paths (formerly referred to as Security index roots) known issues**

Known Issue	Issue ID
When deploying remote agents, it is sometimes possible to select roots that the specified service account cannot access. Ensure that the service account being selected for agent deployment can read the target.	110236
C\$ and ETC\$ are not valid as managed paths for NetApp filers.	177265

**Table 10: Security modifications known issues**

Known Issue	Issue ID
Removal of inherited and explicit entries in the security editor should be performed as two separate operations. When removing permissions in the security editor, if both explicit and inherited permissions are present in the selection, you will be prompted to confirm how to remove the inherited permissions. If the <b>Copy from Parent</b> option is selected, the permissions originally selected for removal will not be removed. A subsequent removal of	99724

Known Issue	Issue ID
the explicit permissions will properly remove the rights.	
Do not manipulate security on the computer's recycle bin as this can cause consistency issues with the content of the recycle bin itself.	105477
Adding machine local objects to a folder ACL on a NetApp filer using the Data Governance security editor is not supported. When navigating to a folder using a share path through the Resource browser or security editor, attempting to add a machine local ACE from the filer on the folder ACL will fail.	154142
You may receive an error when editing security, through the Manage Access view, for renamed resource on devices with a configured scanning schedule. It is recommended to use the Resource browser to complete this action.	215371

**Table 11: Reporting known issues**

Known Issue	Issue ID
Local reads of .txt files using notepad – no read event appears on activity reports. Account Activity and Resource Activity reports include events as they are conveyed by the system where the activity occurred. In some instances, certain applications do not report events as they may be expected by the user. This is the expected behavior of the application and Data Governance Edition, in most cases, is limited by what is reported by the operating system.	149909
If agents are not in an OK or Data available state, data from these agents will not be included in reports.	369565
Data Owners vs. Perceived Owners report in web portal does not allow you to select the root folder of a DFS link, therefore, the report can not be generated for that folder. <b>Workaround:</b> Select the root folder using the Grid view instead of the Tree view in the web portal.	648054

**Table 12: Group membership known issues**

Known Issue	Issue ID
Domain Built-in groups may not show access points on any managed host when selected from the tree view in the detailed Accounts view. To see this information, you must select the Built-in Group and run a Manage Access query that will return information on the Built-in group.	155748

**Table 13: Built-in users known issues**

Known Issue	Issue ID
Only well-known accounts (such as Everyone and Authenticated Users) are returned when the Built-in filter is selected. Other Built-ins, such as administrators and users, are returned as groups.	109347

**Table 14: NetApp managed host known issues**

Known Issue	Issue ID
Cloning an account on a NetApp managed host is not supported.	208968
Adding rights to a folder on a NetApp managed host is not supported.	208975
If you wish to collect security changes from your NetApp filer using Change Auditor, and you are also using Data Governance Edition to collect activity, you must disable cifs_setattr on the Data Governance FPolicy. In addition, you should not select to collect real-time security updates in Data Governance Edition. NetApp will not send the security change to more than one FPolicy.	262027

**Table 15: Shared managed resource process known issues**

Known Issue	Issue ID
Configuration in a cross domain/forest scenario: In order to create the shared folder, the service account for the One Identity Manager job service requires extended permissions on the managed host server in the other domain/forest where the share root resides. That is, this service account requires permissions to create the share and add the groups to the share.	520543

**Table 16: Governed data attestation known issues**

Known Issue	Issue ID
The Governed Data: Resource security deviation attestation shows no selected objects. That is, in the Manager when you select <b>Change master data   Run attestation cases for single objects</b> for a governed resource that has security deviations from its parent folder, the expected objects are not listed on the Run attestation cases for single objects dialog.	647709



**Table 17: Cloud managed host known issues**

Known Issue	Issue ID
<p>Data Governance Edition only supports one Office 365 domain per cloud provider at this time. That is, you can deploy only one managed host for the SharePoint Online administrator account and one managed host for the OneDrive for Business administrator account. Data Governance Edition does not currently block you from deploying a second SharePoint Online or OneDrive for Business managed host; however, it will not work.</p>	
<p>OneDrive for Business support is limited to the Documents folder for the Administrator account. Therefore, all managed paths are selected within the scope of the Administrator's Documents folder.</p>	

**Table 18: Identity Manager Application Server known issues**

Known Issue	Issue ID
<p>Unable to assign user (Active Directory, UNS, SharePoint) accounts to an employee from Employees view in the Manager client when logged in through the Application Server.</p>	678767
<p><b>Workaround:</b> In some situations, using an Application Server connection with the Manager may not function as expected. Switching temporarily to a direct database connection should allow the function to succeed.</p>	

**Table 19: Third-party known issues**

Known Issue	Issue ID
<b>Windows 2008</b>	
<p>Unable to install an agent on a computer running Windows 2008.</p>	352646
<p>To resolve this issue, download and install the VeriSign Class 3 Primary CA -G5 certificate in the local certificate store on the required target computers. The download is available here: <a href="https://www.symantec.com/page.jsp?id=roots">https://www.symantec.com/page.jsp?id=roots</a>.</p>	
<b>Windows Server 2012/2012 R2</b>	
<p>Agents used to scan an EMC or NetApp filer cannot be hosted on Windows Server 2012 or 2012 R2. When the Data Governance server is hosted on Windows 2012/2012 R2, you cannot browse resources or set managed paths for the EMC or NetApp managed host. This is related to a known issue with Windows Server 2012/2012 R2.</p>	272220
<p><b>Workaround:</b> Use an alternative supported operating system to host the agent to scan the EMC or NetApp filer or set "Secure Negotiate" to "enable if needed" using the following PowerShell command on the agent machine running Windows Server 2012/2012 R2:</p>	

## Known Issue

## Issue ID

---

Set-ItemProperty -Path  
"HKLM:\SYSTEM\CurrentControlSet\Services\LanmanWorkstation\Parameters"  
RequireSecureNegotiate -Value 2 -Force

For more details on the known issue, see  
<http://support.microsoft.com/kb/2686098>.

---

Agent cannot access EMC or NetApp shares. After adding an EMC or NetApp host machine to a domain running Windows Server 2012/2012 R2 or Windows 8, a "Windows cannot access <machine>" network error appears when attempting to access a share on the NAS device using the file explorer. The root cause is likely due to an incompatibility between your NAS device and SMB 2.0.

596797

**Workaround:** Upgrade the FLARE code on your NAS device with support for SMB 2.2. If that is not feasible, disable SMB 2 in Windows Server 2012/2012 R2 or Windows 8.

For more details on the known issue and the proper solution, see  
<http://www.exaltedtechnology.com/windows-8-access-is-denied-to-network-shares-could-be-an-issue-with-smb-2-2-with-emc-cellera-or-nas-device/>

---

## NetApp

Local user accounts created on a NetApp filer with a password longer than 14 characters, will not be included in the indexed information sent to the Data Governance server.

204302

# Data Governance Edition system requirements

Before installing Data Governance Edition, ensure that your system meets the following minimum hardware and software requirements.

- [Data Governance server](#)
- [Database server](#)
- [Data Governance agent](#)
- [Resource Activity database server](#)
- [Supported target systems](#)

In addition, ensure that the minimum permissions and communication port requirements are met to ensure proper authentication and communication with Data Governance Edition components.

- [Data Governance Edition minimum permissions](#)
- [Data Governance Edition required ports](#)

## Data Governance server

The Data Governance server refers to the server where the Data Governance service is installed. This server must meet the following minimum system requirements.

**Table 20: Minimum system requirements: Data Governance server**

Processor	quad core CPU
Memory	16GB RAM
Free drive space	100GB
Operating system	64-bit Windows operating systems: <ul style="list-style-type: none"><li>• Windows Server 2008</li><li>• Windows Server 2008 R2</li><li>• Windows Server 2012</li><li>• Windows Server 2012 R2</li><li>• Windows Server 2016</li></ul>
	<b>i</b> <b>NOTE:</b> Only a 64-bit server for Data Governance Edition is supported. Ensure that the server installed on a given computer uses the correct architecture to match the installed operating system.
Software	.NET Framework 4.5.2

## Database server

The Database server refers to the server hosting the One Identity Manager database. One Identity Manager supports both SQL Server and Oracle Database database systems.

The following system requirements must be met in order to install the database on a server for use with Data Governance Edition. For more details on the system requirements for One Identity Manager, see the *One Identity Manager Installation Guide* or *One Identity Manager Release Notes*.

**Table 21: Minimum system requirements: Database server**

Processor	16 cores with 2.5GHz+
Memory	32GB RAM minimum

	<p><b>i</b> <b>NOTE:</b> In addition to One Identity Manager's memory requirements of 16 + GB, Data Governance Edition requires an extra 16GB of RAM.</p>
Free disk space	In addition to One Identity Manager's database server requirements of 100GB, Data Governance Edition requires an extra 30GB per million resources.
Operating system	<p>64-bit Windows operating systems:</p> <ul style="list-style-type: none"> <li>• Windows Server 2008 (non-Itanium based 64-bit), Service Pack 2 or later</li> <li>• Windows Server 2008 R2 (non-Itanium based 64-bit), Service Pack 1 or later</li> <li>• Windows Server 2012</li> <li>• Windows Server 2012 R2</li> <li>• Windows Server 2016</li> </ul> <p><b>i</b> <b>NOTE:</b> The 64-bit requirement for the later Windows Server versions is specific to Data Governance Edition.</p> <p>UNIX and Linux operating systems:</p> <ul style="list-style-type: none"> <li>• Note the minimum requirements given by the operating system manufacturer for Oracle databases.</li> </ul>

**Table 22: Additional system requirements for implementing a SQL Server Database**

Software	<p>SQL Server</p> <p>The following versions are supported:</p> <ul style="list-style-type: none"> <li>• Microsoft SQL Server 2016 Standard Edition, Service Pack 1 or later</li> </ul> <p><b>i</b> <b>NOTE:</b> SQL Server 2016 Enterprise Edition is recommended for performance reasons.</p> <ul style="list-style-type: none"> <li>• SQL Server Management Studio (recommended)</li> </ul>
Compatibility level for databases	SQL Server 2016 (130)
Default collation	<ul style="list-style-type: none"> <li>• Case-insensitive</li> <li>• Recommendation: SQL_Latin1_General_CP1_CI_AS (recommended)</li> </ul>

**NOTE:** The collation "SQL\_Latin1\_General\_CP1\_CI\_AS" is expected on One Identity Manager schema installation and applied to the database as required.

Default language for database server users	English
Language for database users	English
Additional requirements	Start the SQL Server Agent in the SQL Server Service Management Portal. You can log in to a SQL Server Agent as a domain user with Windows authentication or with a local system account.

**NOTE:** Performance may worsen if table variables are implemented. Microsoft provided a fix for this. You must set the trace flag 2453 in this case. You can set the start parameter in the server start options to -T2453. For more information, see <https://support.microsoft.com/en-us/kb/2952444> and <https://msdn.microsoft.com/en-us/library/ms345416%28v=sql.110%29.aspx>

**Table 23: Additional system requirements for implementing an Oracle Database**

Software	<p>Oracle Database:</p> <p>The following versions are supported:</p> <ul style="list-style-type: none"><li>Oracle Database 12c Standard Edition or Enterprise Edition version 12.1.0.2 or later</li></ul> <p>The patch level differs depending on the system platform.</p> <p><b>NOTE:</b> It is strongly recommended that you apply the patches for Oracle bugs 18097476 (Doc ID 1683819.1) and 19497286 (Doc ID 19497286.8).</p> <p>Oracle Client Tools:</p> <p>This version should correspond at least to the version of the database is use. Note the recommendation of Oracle with respect to the Client Tools you want to implement.</p> <p>In a 64-bit system, the Oracle clients are required in 64-bit and 32-bit versions.</p> <p><b>NOTE:</b> The use of Oracle Client Tools is only supported by One Identity Manager under Windows operating systems.</p>
----------	--

**i** **NOTE:** If a direct connection is possible to the Oracle database by TCP/IP, the Oracle client is not necessary. The One Identity Manager connector integrated in Oracle sets up the database connection.

**i** **NOTE:** Use of Oracle Real Application Clusters and other Oracle database configurations require:

- input of several "ADDRESS" entries for one "net\_service\_name" in the client-side tnsname.ora
- or
- additional entries in the client-side sqlnet.ora

if access to the Oracle database is through the Oracle client.

Character set

- Unicode (AL32TF8) with the option "Oracle Text"
- Parameter NLS\_LENGTH\_SEMANTICS with value "Char"

Tablespace

An initial tablespace must be set up. The tablespace must have a block size of at least 8 kBytes.

**i** **NOTE:** If systems are implemented which have several nodes (for example, clusters), all of the nodes must have the same patch level.

## Data Governance agent

The Data Governance agent refers to the server hosting a local or remote Data Governance Edition agent.

This server must meet the following minimum system requirements.

**Table 24: Minimum system requirements: Data Governance agent**

Processor	500MHz+
Memory	1024MB RAM
Free disk space	20 GB
	<b>i</b> <b>NOTE:</b> The agent will use the required CPU, memory and disk space to perform scans, data synchronizations, queries and activity reporting. Unexpected behavior will occur if any of these resources are depleted.
Operating system	Windows operating systems: <ul style="list-style-type: none"><li>• Windows Server 2008</li></ul>

- Windows Server 2008 (R2) (32-bit or non-Itanium 64-bit)
- Windows Server 2012
- Windows Server 2012 R2
- Windows Server 2016

**i** **NOTE:** New Dynamic Access Control (DAC) features are not supported.

**i** **NOTE:** When an agent is installed on Windows Server 2012/2012 R2, disable the following local policy: "User Account Control: run all Administrators in Admin Approval Mode".

**i** **NOTE:** The following certificate must be installed as a Trusted Root Certification Authority on the target agent host computer: VeriSign Class 3 Public Primary Certification Authority — G5.cer.

Software

.NET Framework 4.5 or later

.NET Framework 3.5.1 (SharePoint 2010 agents)

**i** **NOTE:** SharePoint 2010 agents require .NET Framework 3.5.1; all other Windows Servers and SharePoint 2013 farms hosting an agent require .NET Framework 4.5 or later.

## Resource Activity database server

The Resource Activity Database server refers to the server hosting the Data Governance Edition Resource Activity database.

**i** **NOTE:** You can use your pre-existing One Identity Manager database server to host the resource activity database.

This server must meet the following system requirements.

**Table 25: Minimum system requirements: Resource Activity Database server**

Processor	quad core CPU
Memory	16GB RAM
Free disk space	100GB

# Supported target systems

The following systems are supported to be scanned.

**Table 26: Supported target systems**

Target	Version	Additional notes
Windows Server	<p>The following Windows Server versions are supported for scanning (local or remote managed hosts):</p> <ul style="list-style-type: none"><li>• Windows Server 2008</li><li>• Windows Server 2008 R2</li><li>• Windows Server 2012</li><li>• Windows Server 2012 R2</li><li>• Windows Server 2016</li></ul> <p><b>i</b> <b>NOTE:</b> The space required depends on the configuration, the number of files, folders and shares scanned with explicit permissions, and the amount of activity processed.</p>	Resource activity collection is not supported for remotely managed Windows Server hosts.
Windows Cluster	<p>The following failover clusters are supported for scanning (remote managed host):</p> <ul style="list-style-type: none"><li>• Windows 2008</li><li>• Windows 2008 (R2)</li><li>• Windows 2012</li><li>• Windows 2012 (R2)</li><li>• Windows 2016</li></ul> <p><b>i</b> <b>NOTE:</b> The space required depends on the configuration, the number of files, folders and shares scanned with explicit permissions, and the amount of activity processed.</p>	Resource activity collection is not supported for Windows clusters.



Target	Version	Additional notes
NetApp CIFS Devices	<p>The following NetApp filer versions (with CIFS file system protocol enabled) are supported for scanning (remote managed host):</p> <ul style="list-style-type: none"> <li>• NetApp ONTAP 7.3</li> <li>• NetApp ONTAP 8.0</li> <li>• NetApp ONTAP 8.1</li> <li>• NetApp ONTAP 8.2</li> <li>• NetApp ONTAP 8.3</li> </ul> <p><b>i</b> <b>NOTE:</b> Both NetApp 7-Mode and Cluster Mode are supported.</p> <p><b>i</b> <b>NOTE:</b> The space required depends on the configuration, the number of files, folders and shares scanned with explicit permissions, and the amount of activity processed.</p>	<p>Real-time security updates and resource activity collection are not supported on versions of NetApp ONTAP filers earlier than 7.3.</p> <p>NetApp storage devices require additional configuration.</p>
NetApp NFS Devices	<p>The following NetApp filer versions (with NFS file system protocol enabled) are supported for scanning (remote managed host):</p> <ul style="list-style-type: none"> <li>• NetApp ONTAP 7.3</li> <li>• NetApp OnTAP 8.0</li> <li>• NetApp ONTAP 8.1</li> <li>• NetApp ONTAP 8.2</li> <li>• NetApp ONTAP 8.3</li> </ul> <p><b>i</b> <b>NOTE:</b> Both NetApp 7-Mode and Cluster Mode are supported.</p>	<p>NFS managed hosts require the UNIX module to be installed during the One Identity Manager installation and configuration process.</p> <p>For NetApp 7-Mode managed hosts, real-time security updates and resource activity collection require FPolicy; and in order to use FPolicy, CIFS must be installed and running.</p> <p>NetApp storage devices require additional configuration.</p>

Target	Version	Additional notes
	<p><b>i</b> <b>NOTE:</b> The space required depends on the configuration, the number of files, folders and shares scanned with explicit permissions, and the amount of activity processed.</p>	
EMC CIFS Devices	<p>The following EMC devices are supported for scanning (remote managed host):</p> <ul style="list-style-type: none"> <li>• EMC Celerra</li> <li>• EMC VNX</li> <li>• EMC Isilon</li> </ul> <p>The following EMC Framework versions (with CIFS file system protocol enabled) are supported:</p> <ul style="list-style-type: none"> <li>• Common Event Enabler (CEE) 7.1 (or higher)</li> </ul> <p><b>i</b> <b>NOTE:</b> The space required depends on the configuration, the number of files, folders and shares scanned with explicit permissions, and the amount of activity processed.</p>	<p>VNXe is not supported. VNXe does not support CEPA currently and therefore Data Governance Edition will not run successfully in VNXe environments.</p> <p>EMC storage devices require additional configuration.</p>
EMC Isilon NFS Devices	<p>The following EMC Isilon devices (with NFS file system protocol enabled) are supported for scanning (remote managed host):</p> <ul style="list-style-type: none"> <li>• EMC Isilon 7.2</li> <li>• EMC Isilon 8.0</li> </ul>	<p>NFS managed hosts require the UNIX module to be installed during the One Identity Manager installation and configuration process.</p> <p>Resource activity collection is not supported for EMC Isilon NFS managed hosts.</p> <p>EMC storage devices require additional configuration.</p>

Target	Version	Additional notes
	<p><b>i</b> <b>NOTE:</b> The space required depends on the configuration, the number of files, folders and shares scanned with explicit permissions, and the amount of activity processed.</p>	
SharePoint	<p>The following SharePoint versions are supported for scanning (local managed host):</p> <ul style="list-style-type: none"> <li>• SharePoint Server 2010</li> <li>• SharePoint Server 2013</li> </ul> <p>100GB disk space on the SharePoint agent computer for data storage and scan post-processing activities.</p> <p><b>i</b> <b>NOTE:</b> The space required depends the number of sites, lists, and document libraries and the number of unique permissions gathered from the farm.</p> <p>8GB RAM for the SharePoint agent computer.</p>	<p>Agent is installed where the One Identity Manager service (job server) is running for the SharePoint farm.</p> <p>We recommend installing the One Identity Manager service on a dedicated SharePoint 2010/2013 Application Server in the farm and not on a Web Front server which prevents extra load processing on that server.</p> <p>Standalone farms are not supported.</p> <p>Farms configured with only Local Users and Groups are not supported.</p>
Cloud	<p>The following cloud providers running on Office 365 are supported for scanning (remote managed host):</p> <ul style="list-style-type: none"> <li>• SharePoint Online</li> <li>• OneDrive for Business</li> </ul>	<p>Resource activity collection is not supported for Cloud managed hosts.</p> <p>OneDrive for Business support is limited to the Documents folder for the Administrator account. Therefore, all managed paths are selected within the scope of the Administrator's Documents folder.</p>
DFS Root	Windows 2008 Active Directory DFS and higher	

# Data Governance Edition minimum permissions

The following table contains the permissions required to properly deploy Data Governance Edition.

**Table 27: Required minimum permissions**

Account	Permission
System user (Active Directory account logged on to the computer) AND Manager user (Active Directory account running the Manager)	<p>Must have an associated One Identity Manager Employee. Employee must be assigned the Data Governance/Administrators application role or the Data Governance/Access Managers application role.</p> <p><b>NOTE:</b> If the System user does not have the appropriate roles assigned, you will see the Data Governance Edition features in the Manager, but will encounter errors when attempting to perform Data Governance Edition-related tasks. If the Manager user does not have the appropriate roles assigned, you will not see the Data Governance Edition features in the Manager.</p>
Service account assigned to a managed domain	<p>Log On as a Service local user rights on the Data Governance server.</p> <p>Local Administrator rights on Data Governance agent computers.</p> <p><b>NOTE:</b> If you see errors after granting Local Administrator rights, log off and log on to the computer where Local Administrator was granted.</p> <p>If the service account is not a member of the Domain Users group (for example, a user from domain A is used to manage trusted domain B), additional rights are required.</p>
SQL service account for connection with the Data Governance Resource Activity database	<p>dbcreator server role is required to create the database during initial configuration of Data Governance Edition</p> <p>db_owner role is required to work with the database</p>
SQL service account for connection with One Identity Manager database	<p>db_owner role for One Identity Manager database</p>
Service account for an agent on Local Windows managed	<p>The agent runs under the Local System account. No additional rights are required.</p>

Account	Permission
hosts	<p>Local Administrator rights on the managed host.</p> <p><b>NOTE:</b> If you see errors after granting Local Administrator rights, log off and log on to the computer where Local Administrator was granted.</p> <p>Log On as a Service local user rights on the agent computer. (This is automatically granted when the agent is deployed.)</p>
Service account for an agent managing SharePoint farms	<p>Must be the SharePoint farm account (same account that is used to run the SharePoint timer service and the One Identity Manager service (job server)). This account also needs to be a member of the administrators group on the SharePoint server.</p> <p>Log On as a Service local user rights on the agent computer. (This is automatically granted when the agent is deployed.)</p>
Service account for an agent managing NetApp filers	<p>Log On as a Service local user rights on the agent computer. (This is automatically granted when the agent is deployed.)</p> <p>Must be a member of the local Administrators group on the NetApp filer in order to create FPolicy.</p> <p>Must have permissions to access folders being scanned.</p>
Service account for an agent managing EMC Isilon storage devices	<p>Log On as a Service local user rights on the agent computer. (This is automatically granted when the agent is deployed.)</p> <p>Must have "run as root" permissions on the Isilon SMB share that has been selected as a managed path.</p>
One Identity Manager service (job server) account used for scheduling Data Governance Edition reports	<p>Must have an associated One Identity Manager Employee.</p> <p>Employee must be assigned the Data Governance/Administrators application role or the Data Governance/Access Managers application role.</p>
Active Directory account used by the AppServer to establish communication between the Data Governance server and the Manager	<p>Must have an associated One Identity Manager Employee.</p> <p>Employee must be assigned the Data Governance/Administrators and the Data Governance/Access Managers application roles.</p>

## Account

## Permission

- NOTE: This account must be added as the AppServer pool identity in Internet Information Services (IIS) Manager. If the AppServer application pool is set to the default Network Security identity, Data Governance Edition reports will fail to generate.

## Data Governance Edition required ports


- NOTE: For agent deployments, open the following file and printer sharing ports:

- TCP 135
- UDP 137
- UDP 138
- TCP 139
- TCP 445

**Table 28: Ports required for communication**

Port	Direction	Description
8721	Incoming	TCP (HTTP) port opened on the Data Governance server computer. This is the base port for the Data Governance REST API, used for communication with Data Governance server REST services, including the One Identity Manager clients and Windows PowerShell.
8722	Incoming	TCP (net.tcp) port opened on the Data Governance server computer. Used for communication with Data Governance agents, One Identity Manager clients, One Identity Manager web server, and PowerShell.

- NOTE: The net.tcp port is configurable in the Data Governance Configuration wizard. The HTTP port (8721) listed above should always be 1 less than the net.tcp port. These first two ports align with the base addresses in the DataGovernanceEdition.Service.exe.config file under the IndexServerHost service. It is highly recommended that you only change this port using the Data Governance Configuration wizard to ensure the configuration file, One Identity Manager database and service connection points are updated properly; otherwise, you may lose connection with the Manager, the Data Governance service and/or Data Governance agents.

Port	Direction	Description
		 <b>IMPORTANT:</b> Do NOT use the Designer to change the QAMServer configuration parameters, including the Port parameter.
8723	Incoming	HTTP port used for communication with the One Identity Manager web server (/landing and /home pages).
18530 - 18630	Incoming	TCP port range opened on all agent computers. Used for communication with the Data Governance server. (The first agent on an agent host will use port 18530, and each subsequent agent on the same host will take the next available port, i.e., 18531, 18532, and so on.). In addition, this range is used to open a TCP listener for NetApp Cluster Mode hosts if resource activity collection is enabled.

## Product licensing

This product does not require licensing.

## Upgrade and installation instructions

-  **NOTE:** One Identity Manager and Data Governance Edition must be running the same version. Use the installation and configuration wizards to perform a new install or upgrade from a previous version of Data Governance Edition.

## Deployment overview

The following activities must be performed to have a fully functional Data Governance Edition deployment:

- Install One Identity Manager Data Governance Edition
- Create and configure the One Identity Manager database
- Install and configure the One Identity Manager service (job server)
- Run the Data Governance Configuration wizard to:
  - Deploy the Data Governance server
  - Create the Data Governance Resource Activity database
- Configure the Data Governance service accounts for managed domains

- Add managed hosts and deploy agents
- Install the web portal

**NOTE: New in 7.0: Active Directory synchronization via the One Identity Manager service (job server) is not required for managed host deployment.**

In the absence of One Identity Manager target system synchronization, the Data Governance service automatically harvests the forest topology. It creates Employee records for all members found in each domain's Domain Admins group and for the current account running the Data Governance configuration wizard. It also links these accounts to the correct Data Governance application roles, which allows you to add managed hosts and deploy agents.

When additional One Identity Manager functionality is required, including generating complete Data Governance Edition reports, perform the following steps:

- Run the One Identity Manager Synchronization Editor to synchronize your target environments (Active Directory, and if applicable, SharePoint and Unix).

**IMPORTANT:** Active Directory synchronization MUST be complete before starting the SharePoint synchronization.

- Assign Data Governance application roles to Employees.

For detailed instructions on installing and configuring One Identity Manager Data Governance Edition see the *One Identity Manager Installation Guide* and the *One Identity Manager Data Governance Edition Deployment Guide*.

## Upgrading One Identity Manager Data Governance Edition to version 8.0.1

In order to take advantage of the enhancements added to Data Governance Edition version 8.0.1, you must perform a full One Identity Manager Data Governance Edition upgrade, which includes:

- Running the autorun.exe program to deploy the latest version of One Identity Manager Data Governance Edition.
- Running the Configuration wizard to upgrade the One Identity Manager database.
- Running the Data Governance Configuration wizard to upgrade the Data Governance service and connect to an existing (or install a new) Resource Activity database.
- Upgrading the Data Governance agents.

See the *Upgrading Data Governance Edition* chapter in the *One Identity Manager Data Governance Edition Deployment Guide* for full instructions on upgrading Data Governance Edition.



## More resources

Additional information is available from the following:

- One Identity Manager online product documentation: <https://support.oneidentity.com/identity-manager/technical-documents>
- Data Governance Edition online product documentation: <https://support.oneidentity.com/identity-manager-data-governance-edition/technical-documents>
- One Identity community: <https://www.quest.com/community/products/one-identity/>

## Globalization

This section contains information about installing and operating this product in non-English configurations, such as those needed by customers outside of North America. This section does not replace the materials about supported platforms and configurations found elsewhere in the product documentation.

This release is Unicode-enabled and supports any character set. It supports simultaneous operation with multilingual data. This release is targeted to support operations in the following regions: North America, Western Europe and Latin America, Central and Eastern Europe, Far-East Asia, Japan.

# About us

## Contacting us

For sales or other inquiries, visit <https://www.oneidentity.com/company/contact-us.aspx> or call +1-800-306-9329.

## Technical support resources

Technical support is available to One Identity customers with a valid maintenance contract and customers who have trial versions. You can access the Support Portal at <https://support.oneidentity.com/>.

The Support Portal provides self-help tools you can use to solve problems quickly and independently, 24 hours a day, 365 days a year. The Support Portal enables you to:

- Submit and manage a Service Request
- View Knowledge Base articles
- Sign up for product notifications
- Download software and technical documentation
- View how-to-videos
- Engage in community discussions
- Chat with support engineers online
- View services to assist you with your product

## Copyright 2018 One Identity LLC.

### ALL RIGHTS RESERVED.

This guide contains proprietary information protected by copyright. The software described in this guide is furnished under a software license or nondisclosure agreement. This software may be used or copied only in accordance with the terms of the applicable agreement. No part of this guide may be reproduced or transmitted in any form or by any means, electronic or mechanical, including photocopying and recording for any purpose other than the purchaser's personal use without the written permission of One Identity LLC .

The information in this document is provided in connection with One Identity products. No license, express or implied, by estoppel or otherwise, to any intellectual property right is granted by this document or in connection with the sale of One Identity LLC products. EXCEPT AS SET FORTH IN THE TERMS AND CONDITIONS AS SPECIFIED IN THE LICENSE AGREEMENT FOR THIS PRODUCT, ONE IDENTITY ASSUMES NO LIABILITY WHATSOEVER AND DISCLAIMS ANY EXPRESS, IMPLIED OR STATUTORY WARRANTY RELATING TO ITS PRODUCTS INCLUDING, BUT NOT LIMITED TO, THE IMPLIED WARRANTY OF MERCHANTABILITY, FITNESS FOR A PARTICULAR PURPOSE, OR NON-INFRINGEMENT. IN NO EVENT SHALL ONE IDENTITY BE LIABLE FOR ANY DIRECT, INDIRECT, CONSEQUENTIAL, PUNITIVE, SPECIAL OR INCIDENTAL DAMAGES (INCLUDING, WITHOUT LIMITATION, DAMAGES FOR LOSS OF PROFITS, BUSINESS INTERRUPTION OR LOSS OF INFORMATION) ARISING OUT OF THE USE OR INABILITY TO USE THIS DOCUMENT, EVEN IF ONE IDENTITY HAVE BEEN ADVISED OF THE POSSIBILITY OF SUCH DAMAGES. One Identity makes no representations or warranties with respect to the accuracy or completeness of the contents of this document and reserves the right to make changes to specifications and product descriptions at any time without notice. One Identity does not make any commitment to update the information contained in this document.

If you have any questions regarding your potential use of this material, contact:

One Identity LLC.

Attn: LEGAL Dept

4 Polaris Way

Aliso Viejo, CA 92656

Refer to our Web site (<http://www.OneIdentity.com>) for regional and international office information.




### Patents

One Identity is proud of our advanced technology. Patents and pending patents may apply to this product. For the most current information about applicable patents for this product, please visit our website at <http://www.OneIdentity.com/legal/patents.aspx>.

### Trademarks

One Identity and the One Identity logo are trademarks and registered trademarks of One Identity LLC. in the U.S.A. and other countries. For a complete list of One Identity trademarks, please visit our website at [www.OneIdentity.com/legal](http://www.OneIdentity.com/legal). All other trademarks are the property of their respective owners.

### Legend

-  **WARNING: A WARNING icon indicates a potential for property damage, personal injury, or death.**
-  **CAUTION: A CAUTION icon indicates potential damage to hardware or loss of data if instructions are not followed.**
-  **IMPORTANT, NOTE, TIP, MOBILE, or VIDEO:** An information icon indicates supporting information.