

One Identity Quick Connect Sync Engine 5.5.0

Release Notes

October 2017

These release notes provide information about the One Identity Quick Connect Sync Engine release.

- [About One Identity Quick Connect Sync Engine 5.5.0](#)
- [New features](#)
- [Resolved issues](#)
- [Known issues](#)
- [System requirements](#)
- [Product licensing](#)
- [Getting started with One Identity Quick Connect Sync Engine 5.5.0](#)
- [Globalization](#)

About One Identity Quick Connect Sync Engine 5.5.0

Within the same organization identity information can be stored in many different data systems, such as directories, databases, or formatted dump files. To manage the identity information and keep it in sync in all these data systems, administrators sometimes have to spend a considerable amount of time and effort. On top of that, performing the data synchronization tasks manually is error-prone and can lead to the duplication of information and incompatibility of data formats.

Quick Connect increases the data management efficiency by automating the identity data synchronization operations, such as provision, deprovision, and update. For example, when

an employee joins or leaves the organization, the related information in the external data systems managed by Quick Connect is automatically updated, thereby reducing your administrative workload and getting the new user up and running faster.

The use of scripting capabilities provides a flexible way to automate day-to-day administration tasks and integrate the administration of managed data systems with other business processes. By automating regular synchronization tasks, Quick Connect allows administrators to concentrate on strategic issues, such as planning the directory, increasing enterprise security, and supporting business-critical applications.

Quick Connect includes a core module called One Identity Quick Connect Sync Engine and a number of connectors that enable One Identity Quick Connect Sync Engine to access external data systems to read and synchronize the identity information they contain.

Quick Connect allows you to automate the following operations:

- Provision users
- Update identity data
- Deprovision users
- Synchronize passwords

One Identity Quick Connect Sync Engine 5.5.0 is a maintenance release that adds a connector for One Identity Manager. See [New features](#).

New features

New features in One Identity Quick Connect Sync Engine 5.5.0:

- Rebranded to One Identity

See also:

- [Resolved issues](#)

Resolved issues

The following is a list of issues addressed in this release.

Table 1: Resolved issues

Resolved issue	Issue ID
When trying to connect to Active Roles 7.0 server through the Active Roles Connector in One Identity Quick Connect Sync Engine 5.4.1, the following error is displayed: <i>The specified Active Roles Administration Service cannot</i>	629308

Resolved issue	Issue ID
<i>be contacted. Details: The Active Roles Administration, Service is not available. Class not registered.</i>	
Quick Connect console client not working when custom certificate is being used for Password Synchronization.	626911
One Identity Quick Connect Capture Agent consumes high CPU memory.	592841
In One Identity Quick Connect, Password synchronization fails when the user's name has special characters.	669099

Known issues

The following issues exist at the time of release.

Table 2: General known issues

Known Issue	Issue ID
One Identity Manger connector (Q1IM 6.x version) is not loading in the sync engine version 5.5	712692

System requirements

Before installing One Identity Quick Connect Sync Engine 5.5.0, ensure that your system meets the following minimum hardware and software requirements.

- [One Identity Quick Connect Sync Engine](#)
- [Quick Connect Capture Agent](#)
- [Connector Access Service](#)
- [Data systems supported by built-in connectors](#)
- [Developing custom connectors](#)
- [Upgrade and compatibility](#)

One Identity Quick Connect Sync Engine

Table 3: One Identity Quick Connect Sync Engine

Requirement	Details
Processor	1 GHz or faster, x32 and x64 architecture is supported.
Memory	512 MB of RAM; 1 GB or more recommended.
Hard disk space	250 MB or more of free disk space.
Operating system	<p>You computer must run one of the following operating systems with or without any Service Pack (both x86 and x64 platforms are supported):</p> <ul style="list-style-type: none">• Microsoft Windows Server 2016• Microsoft Windows Server 2012 R2• Microsoft Windows Server 2012• Microsoft Windows Server 2008 R2• Microsoft Windows Server 2008• Microsoft Windows Server 2003 R2• Microsoft Windows Server 2003
Microsoft SQL Server	<p>One of the following versions is required (32- or 64-bit edition, with or without any Service Pack):</p> <ul style="list-style-type: none">• Microsoft SQL Server 2016• Microsoft SQL Server 2014 (Enterprise, Business Intelligence, Standard, Web, or Express Edition)• Microsoft SQL Server 2012 (Enterprise, Business Intelligence, Standard, Web, or Express Edition)• Microsoft SQL Server 2008 R2 (Datacenter, Enterprise, Standard, Workgroup, Web, or Express Edition)• Microsoft SQL Server 2008 (Enterprise, Standard, Workgroup, or Express Edition)• Microsoft SQL Server 2005 (Enterprise, Standard, Workgroup, or Express Edition)• Quick Connect Sync Engine supports failover clustering for the above-listed Microsoft SQL Server versions.
Microsoft .NET Framework	Microsoft .NET Framework 4.0
Windows PowerShell	Windows PowerShell 4.0, 3.0, 2.0, or 1.0
Quick Connect Capture Agent	To synchronize passwords from an Active Directory domain to some other connected data system, you must install Quick Connect Capture Agent on all domain controllers in

Requirement	Details
	<p>the source Active Directory domain.</p> <p>For more information, see the <i>One Identity Quick Connect Sync Engine Administrator Guide</i>.</p>
Quest ActiveRoles Server ADSI Provider	<p>If you want to synchronize identities between Quest ActiveRoles Server and other connected systems, make sure that the Quick Connect Sync Engine computer has one of the following ActiveRoles Server ADSI Provider versions installed:</p> <ul style="list-style-type: none"> • 7.2 • 7.1 • 7.0 • 6.9 • 6.8 • 6.7
Quest One Identity Manager DLLs	<p>To connect to Quest One Identity Manager, Quick Connect Sync Engine requires some Dynamic Link Library (DLL) files supplied with Identity Manager. Before creating a connection to Identity Manager make sure that Quick Connect Sync Engine can access these DLL files.</p> <p>For more information, see the <i>One Identity Quick Connect Sync Engine Administrator Guide</i>.</p>
Federal Information Processing Standard (FIPS) algorithms	<p>Quick Connect Sync Engine operates with support for Federal Information Processing Standard (FIPS) algorithms if the Windows operating system is configured to use the FIPS algorithms for system cryptography.</p>

Quick Connect Capture Agent

Table 4: Quick Connect Capture Agent

Requirement	Details
Microsoft .NET Framework	Microsoft .NET Framework 4.0
Additional Requirements	To synchronize passwords from an Active Directory domain to some other connected data system, you must install the Quick Connect Capture Agent on all domain controllers in the source Active Directory domain.

Requirement	Details
	<p>The domain controllers on which you install Quick Connect Capture Agent must run one of the following operating systems with or without any Service Pack (both x86 and x64 platforms are supported):</p> <ul style="list-style-type: none"> • Microsoft Windows Server 2016 • Microsoft Windows Server 2012 R2 • Microsoft Windows Server 2012 • Microsoft Windows Server 2008 R2 • Microsoft Windows Server 2008 • Microsoft Windows Server 2003 R2 • Microsoft Windows Server 2003 <p>For more information, see the <i>One Identity Quick Connect Sync Engine Administrator Guide</i>.</p>

Connector Access Service

Table 5: Connector Access Service

Requirement	Details
Microsoft .NET Framework	Microsoft .NET Framework 4.0
Operating System	<p>The computer on which you plan to install Connector Access Service must run one of the following operating systems with or without any Service Pack (both x86 and x64 platforms are supported):</p> <ul style="list-style-type: none"> • Microsoft Windows Server 2016 • Microsoft Windows Server 2012 R2 • Microsoft Windows Server 2012 • Microsoft Windows Server 2008 R2 • Microsoft Windows Server 2008 • Microsoft Windows Server 2003 R2 • Microsoft Windows Server 2003
Quest ActiveRoles Server ADSI Provider	<p>Only required if you plan to use the ActiveRoles Server Connector.</p> <p>Make sure the computer has one of the following</p>

Requirement	Details
	ActiveRoles Server ADSI Provider versions installed: <ul style="list-style-type: none"> • 7.2 • 7.1 • 7.0 • 6.9 • 6.8 • 6.7
Quest One Identity Manager	Only required if you plan to use the Quest One Identity Manager Connector.
DLLs	Make sure the required Dynamic Link Library (DLL) files are available. For details, see the <i>One Identity Quick Connect Sync Engine Administrator Guide</i> .

Data systems supported by built-in connectors

Table 6: Data systems supported by built-in connectors

Requirement	Details
Quest ActiveRoles Server Connector	Quest ActiveRoles Server 6.9, 6.8, or 6.7
Quest One Identity Manager Connector	Quest One Identity Manager 6.1 or 6.0
One Identity Manager Connector	One Identity Manager 7.0

Developing custom connectors

Table 7: Developing custom connectors

Requirement	Details
Operating system	You computer must run one of the following operating systems with or without any Service Pack (both x86 and

Requirement	Details
	x64 platforms are supported): <ul style="list-style-type: none"> • Microsoft Windows Server 2016 • Microsoft Windows Server 2012 R2 • Microsoft Windows Server 2012 • Microsoft Windows Server 2008 R2 • Microsoft Windows Server 2008 • Microsoft Windows Server 2003 R2 • Microsoft Windows Server 2003
Microsoft Visual Studio	One of the following versions with or without any Service Pack: <ul style="list-style-type: none"> • Microsoft Visual Studio 2015 • Microsoft Visual Studio 2013 • Microsoft Visual Studio 2012 • Microsoft Visual Studio 2010
Microsoft .NET Framework	Microsoft .NET Framework 4.0
Quick Connect Sync Engine	Quick Connect Sync Engine 5.5.0

Upgrade and compatibility

One Identity Quick Connect Sync Engine version 5.5.0 is upgradeable from version 5.3.0 or later. For instructions, see the *One Identity Quick Connect Sync Engine Administrator Guide*.

Product licensing

This product does not require licensing.

Getting started with One Identity Quick Connect Sync Engine 5.5.0

For upgrade and installation instructions, see the *One Identity Quick Connect Sync Engine Administrator Guide* supplied with this release.

Globalization

This section contains information about installing and operating this product in non-English configurations, such as those needed by customers outside of North America. This section does not replace the materials about supported platforms and configurations found elsewhere in the product documentation. This release is Unicode-enabled and supports any character set. It supports simultaneous operation with multilingual data. This release is targeted to support operations in the following regions: North America, Western Europe and Latin America, Central and Eastern Europe, Far-East Asia, Japan.

About us

Contacting us

For sales or other inquiries, visit <https://www.oneidentity.com/company/contact-us.aspx> or call +1-800-306-9329.

Technical support resources

Technical support is available to One Identity customers with a valid maintenance contract and customers who have trial versions. You can access the Support Portal at <https://support.oneidentity.com/>.

The Support Portal provides self-help tools you can use to solve problems quickly and independently, 24 hours a day, 365 days a year. The Support Portal enables you to:

- Submit and manage a Service Request
- View Knowledge Base articles
- Sign up for product notifications
- Download software and technical documentation
- View how-to-videos
- Engage in community discussions
- Chat with support engineers online
- View services to assist you with your product

Copyright 2017 One Identity LLC.

ALL RIGHTS RESERVED.

This guide contains proprietary information protected by copyright. The software described in this guide is furnished under a software license or nondisclosure agreement. This software may be used or copied only in accordance with the terms of the applicable agreement. No part of this guide may be reproduced or transmitted in any form or by any means, electronic or mechanical, including photocopying and recording for any purpose other than the purchaser's personal use without the written permission of One Identity LLC .

The information in this document is provided in connection with One Identity products. No license, express or implied, by estoppel or otherwise, to any intellectual property right is granted by this document or in connection with the sale of One Identity LLC products. EXCEPT AS SET FORTH IN THE TERMS AND CONDITIONS AS SPECIFIED IN THE LICENSE AGREEMENT FOR THIS PRODUCT, ONE IDENTITY ASSUMES NO LIABILITY WHATSOEVER AND DISCLAIMS ANY EXPRESS, IMPLIED OR STATUTORY WARRANTY RELATING TO ITS PRODUCTS INCLUDING, BUT NOT LIMITED TO, THE IMPLIED WARRANTY OF MERCHANTABILITY, FITNESS FOR A PARTICULAR PURPOSE, OR NON-INFRINGEMENT. IN NO EVENT SHALL ONE IDENTITY BE LIABLE FOR ANY DIRECT, INDIRECT, CONSEQUENTIAL, PUNITIVE, SPECIAL OR INCIDENTAL DAMAGES (INCLUDING, WITHOUT LIMITATION, DAMAGES FOR LOSS OF PROFITS, BUSINESS INTERRUPTION OR LOSS OF INFORMATION) ARISING OUT OF THE USE OR INABILITY TO USE THIS DOCUMENT, EVEN IF ONE IDENTITY HAVE BEEN ADVISED OF THE POSSIBILITY OF SUCH DAMAGES. One Identity make no representations or warranties with respect to the accuracy or completeness of the contents of this document and reserves the right to make changes to specifications and product descriptions at any time without notice. One Identity do not make any commitment to update the information contained in this document.

If you have any questions regarding your potential use of this material, contact:

One Identity LLC.

Attn: LEGAL Dept

4 Polaris Way

Aliso Viejo, CA 92656

Refer to our Web site (<http://www.OneIdentity.com>) for regional and international office information.




Patents

One Identity is proud of our advanced technology. Patents and pending patents may apply to this product. For the most current information about applicable patents for this product, please visit our website at <http://www.OneIdentity.com/legal/patents.aspx>.

Trademarks

One Identity and the One Identity logo are trademarks and registered trademarks of One Identity LLC. in the U.S.A. and other countries. For a complete list of One Identity trademarks, please visit our website at www.OneIdentity.com/legal. All other trademarks are the property of their respective owners.

Legend

-  **WARNING: A WARNING icon indicates a potential for property damage, personal injury, or death.**
-  **CAUTION: A CAUTION icon indicates potential damage to hardware or loss of data if instructions are not followed.**
-  **IMPORTANT, NOTE, TIP, MOBILE, or VIDEO:** An information icon indicates supporting information.

One Identity Quick Connect Sync Engine Release Notes
Updated - October 2017
Version - 5.5.0