

Quest® Migrator for Notes to Exchange 4.15.0
Program Parameters Reference Guide



© 2017 Quest Software Inc.

ALL RIGHTS RESERVED.

This guide contains proprietary information protected by copyright. The software described in this guide is furnished under a software license or nondisclosure agreement. This software may be used or copied only in accordance with the terms of the applicable agreement. No part of this guide may be reproduced or transmitted in any form or by any means, electronic or mechanical, including photocopying and recording for any purpose other than the purchaser's personal use without the written permission of Quest Software Inc.

The information in this document is provided in connection with Quest Software products. No license, express or implied, by estoppel or otherwise, to any intellectual property right is granted by this document or in connection with the sale of Quest Software products. EXCEPT AS SET FORTH IN THE TERMS AND CONDITIONS AS SPECIFIED IN THE LICENSE AGREEMENT FOR THIS PRODUCT, QUEST SOFTWARE ASSUMES NO LIABILITY WHATSOEVER AND DISCLAIMS ANY EXPRESS, IMPLIED OR STATUTORY WARRANTY RELATING TO ITS PRODUCTS INCLUDING, BUT NOT LIMITED TO, THE IMPLIED WARRANTY OF MERCHANTABILITY, FITNESS FOR A PARTICULAR PURPOSE, OR NON-INFRINGEMENT. IN NO EVENT SHALL QUEST SOFTWARE BE LIABLE FOR ANY DIRECT, INDIRECT, CONSEQUENTIAL, PUNITIVE, SPECIAL OR INCIDENTAL DAMAGES (INCLUDING, WITHOUT LIMITATION, DAMAGES FOR LOSS OF PROFITS, BUSINESS INTERRUPTION OR LOSS OF INFORMATION) ARISING OUT OF THE USE OR INABILITY TO USE THIS DOCUMENT, EVEN IF QUEST SOFTWARE HAS BEEN ADVISED OF THE POSSIBILITY OF SUCH DAMAGES. Quest Software makes no representations or warranties with respect to the accuracy or completeness of the contents of this document and reserves the right to make changes to specifications and product descriptions at any time without notice. Quest Software does not make any commitment to update the information contained in this document.

If you have any questions regarding your potential use of this material, contact:

Quest Software Inc.
Attn: LEGAL Dept.
4 Polaris Way
Aliso Viejo, CA 92656

Refer to our website (www.quest.com) for regional and international office information.


Patents


Quest Software is proud of our advanced technology. Patents and pending patents may apply to this product. For the most current information about applicable patents for this product, please visit our website at www.quest.com/legal.


Trademarks

Quest and the Quest logo are trademarks and registered trademarks of Quest Software Inc. in the U.S.A. and other countries. For a complete list of Quest Software trademarks, please visit our website at www.quest.com/legal. *Microsoft*, *Windows*, *Outlook* and *Active Directory* are registered trademarks of Microsoft Corporation in the United States and other countries. *Office 365* is a trademark of Microsoft Corporation in the United States and other countries. *IBM*, *Lotus*, *Lotus Notes* and *Domino* are registered trademarks of International Business Machines Corporation, registered in many jurisdictions worldwide. All other trademarks, servicemarks, registered trademarks, and registered servicemarks are the property of their respective owners.

Legend

-  **WARNING:** A WARNING icon indicates a potential for property damage, personal injury, or death.

-  **CAUTION:** A CAUTION icon indicates potential damage to hardware or loss of data if instructions are not followed.

-  **IMPORTANT NOTE, NOTE, TIP, MOBILE, or VIDEO:** An information icon indicates supporting information.

Contents

About the Migrator for Notes to Exchange documentation	5
About this Program Parameters Reference	5
About the Migrator for Notes to Exchange documentation suite	6
Other sources of information	6
Introduction	8
Parameter scope: Global Defaults vs. Task Parameters	8
Parameter format and structure	8
GUI-set and other “auto-set” parameters	9
Transient “scratch” parameters	9
Parameter defaults	9
Parameter value data types	9
How to specify or edit program parameters	10
To edit Global Defaults	10
To edit Task Parameters	11
To edit parameters in notesdtapp.ini	11
About language sections	11
Custom folder mapping	14
Language TLAs for various locales	16
Parameters for Admin Components	17
[ActiveDirectory] section	18
[ActiveDirectory2] section	31
[ActiveDirectoryMatchList] section	33
[ArchiveCalFolderFilter] section	34
[ArchiveData] section	35
[ArchiveMailFolderFilter] section	38
[Categories] section	39
[Coexistence] section	40
[DirectoryExport] section	41
[ErrorsToIgnore] section	43
[Exchange] section	43
[Filter] section	64
[Filters] section	66
[General] section	66
[IncludeFoldersAndViews] section	81
[Notes] section	82
[Notify] section	114
[Outlook] section	115
[PAB] section	116
[PersonDocCustom] section	116
[PowerShell] section	118
[ServerCalFolderFilter] section	119

[ServerData] section	120
[ServerMailFolderFilter] section	122
[TimeZoneInfo] section	123
[TimeZoneNames] section	124
[Titles] section	125
[User] section	125
Parameters for the Self-Service Desktop Migrator (SSDM)	126
[ArchiveData] section	126
[Categories] section	128
[ErrorsToIgnore] section	129
[Exchange] section	130
[Filter] section	133
[Filters] section	134
[General] section	134
[IncludeFoldersAndViews] section	147
[Notes] section	148
[PAB] section	160
[Screens] section	160
[ServerData] section	162
[SSDMThrottle] section	164
[Status] section	165
[TimeZoneInfo] section	165
[TimeZoneNames] section	166
[Titles] section	166
[User] section	166
Subject/Keyword Cross-Reference	167
About us	186
We are more than just a name	186
Our brand, our vision. Together.	186
Contacting Quest	186
Technical support resources	186
Index	187

About the Migrator for Notes to Exchange documentation

- [About this Program Parameters Reference](#)
- [About the Migrator for Notes to Exchange documentation suite](#)
- [Other sources of information](#)

About this Program Parameters Reference

This *Program Parameters Reference Guide* provides detailed specifications for all of the program parameters (“INI” parameters) that you can use to fine-tune the behavior and performance of Migrator for Notes to Exchange applications. This *Reference* is intended for network administrators, consultants, analysts, and any other IT professionals who will use the product or participate in planning for a migration project.

The material here is organized to help you find pertinent information quickly, either by parameter keyname or by subject. The parameter definitions are divided into two primary sections: one for parameters that apply to Migrator for Notes to Exchange’s admin components, and the other for parameters that apply to the Self-Service Desktop Migrator (SSDM). Within each section, parameters are grouped by the [Sections] in which they appear, and are alphabetically sorted within each [Section].

If you want to know the meaning, syntax and uses of a particular parameter whose name you know, and you already know the [Section] in which it appears, you can simply look it up alphabetically by parameter keyname within the pertinent [Section]. If you don’t know the [Section] you can look up the keyname in the *Index*.

If, on the other hand, you want to know which parameters pertain to a particular subject, consult the *Subject/Keyword Cross-Reference* table that immediately follows the SSDM parameters. For example, if you want to know which parameters control the processing of attachments, you can look up the keyword *attachment*, and there find a list of parameters that pertain to attachments.

Abbreviations used in this reference

In alphabetical order (by abbreviation):

- AD Grps:** AD Groups Provisioning Wizard
- Collection:** Collection Wizard
- Data Loc:** Notes Data Locator Wizard
- Data Migr:** Data Migration Wizard
- Dir Exp:** Directory Export Wizard
- Doms Disc:** Internet Domains Discovery Wizard
- Log Vwr:** Log File Viewer
- NABs Disc:** NABs Discovery Wizard
- NMM:** Notes Migration Manager
- O365:** Office 365 Admin Account Pool Utility
- PAB Replic:** Send PAB Replicator Wizard
- Prov:** Provisioning Wizard
- Q Sched:** Notes Migration Scheduling Application
- SSDM:** Self-Service Desktop Migrator
- Usr Stats:** Self-Service Desktop Migration Statistics Collection Wizard

About the Migrator for Notes to Exchange documentation suite

This *Program Parameters Reference Guide* is one of several documents that explain various aspects of Quest's Migrator for Notes to Exchange product. The complete documentation suite includes:

- **Quick-Start Guide:** An orientation to Migrator for Notes to Exchange's basic purposes, components and features, with a case study to illustrate typical usage. Also includes instructions for downloading and installing the software.
- **Pre-Migration Planning Guide:** A checklist of strategic and tactical issues that an organization must consider and accommodate before beginning a migration project. An appendix also documents known limitations of the migration process.
- **Scenarios Guide:** Descriptions of the most common migration scenarios—migrating to different target environments and for an array of other variables and preferences—with process instructions and flow charts that explain how to use Migrator for Notes to Exchange tools and features in each scenario.
- **Administration Guide:** Operational details, application notes and screen-by-screen field notes for the administrator components of Migrator for Notes to Exchange.
- **Self-Service Desktop Migrator User Guide:** Operating instructions, application notes and screen-by-screen field notes for the Self-Service Desktop Migrator (SSDM) component of Migrator for Notes to Exchange. The *SSDM User Guide* is provided as a separate PDF document so that an administrator can distribute it to any end users who will run the per-desktop program.
- **Program Parameters Reference:** A listing of all Migrator for Notes to Exchange program parameters (and their valid values) in the Task Parameters and Global Defaults, and how to use them to control various program behaviors.
- **Online Help:** Context-sensitive field definitions and application notes for all of Migrator for Notes to Exchange's Wizards and other component applications.

All of these documents except the *SSDM User Guide* are intended for network administrators, consultants, analysts, and any other IT professionals who will install the product, use its admin tools, or contribute to migration project planning. Generally speaking, the *Pre-Migration Planning Guide* and *Scenarios Guide* present a more conceptual, theoretical view of the product, while the *Administration Guide* provides the hands-on, screen-by-screen descriptions and field notes. The *SSDM User Guide* is intended for end users or administrators who will use the Self-Service Desktop Migrator component.

i **NOTE:** Quest recommends that all admins read all of the *Quick-Start Guide* and *Pre-Migration Planning Guide* (in that order), and then the first chapter of the *Scenarios Guide*. You can use that information to prepare a detailed written Migration Plan before attempting the actual migration process. When you are ready to begin the actual migration process, you may then refer as needed to the process instructions and notes in the *Scenarios Guide*, and the operational details in the *Administration Guide*.

Other sources of information

Visit our *Windows Management and Migration* online community

The *Quest Windows Management and Migration Community* is an interactive online community dedicated to issues relating to:

- Migration of email, identity and applications to the Windows Exchange platform, either on-premises or hosted Exchange platforms like Office 365—including migrations from Exchange, GroupWise, and Notes.
- Active Directory migrations.
- Migrations from Notes application and Exchange public folders to Sharepoint.

- Coexistence strategies and tools.

The community is designed to foster collaboration between Quest Migration experts and users. It's a place where you can:

- Learn about product releases and betas before anyone else.
- Get access to Quest product leaders and subject matter experts on migration and coexistence.
- Participate in discussion forums, share insights and ideas, and get common questions answered.

You can browse around the forums and the library, but to take full advantage of the community, post new threads, respond to messages from others, and rate our documents and downloads, you must *Join* the community. If you already have a Quest account or are a member of another Quest community, simply *Sign in*. The *Sign in* and *Join* features are both available from links near the top-right corner of the page at the [Quest Windows Management and Migration Community](#).

Introduction

- [Parameter scope: Global Defaults vs. Task Parameters](#)
- [Parameter format and structure](#)
- [How to specify or edit program parameters](#)
- [About language sections](#)

Parameter scope: Global Defaults vs. Task Parameters

Program parameters for the administrator components of Quest Migrator for Notes to Exchange exist in two forms:

- **Task Parameters:** parameters that apply to the operations of only single particular tasks.
- **Global Defaults:** parameters that constitute the initial Task Parameters (as defined above) when a task is created, unless and until the Task Parameters are edited.

The Notes Migration Manager application maintains the Global Defaults in the SQL Server database, and permits editing Global Defaults to suit local circumstances and preferences. Each time a wizard creates a task, the wizard copies the entire set of Global Default parameters to the task definition, where they become Task Parameters. The Task Parameters may then be edited separately for each particular task.

The parameters for the Self-Service Desktop Migrator are saved and may be edited in an INI text file, *notesdtapp.ini*, which resides in the same path with the Self-Service Desktop Migrator application.

Parameter format and structure

Global Defaults, Task Parameters, and the parameters within *notesdtapp.ini* are all edited the same way, as if all three sets of parameters were stored in INI files. The features that let you edit Global Defaults and Task Parameters actually copy the current parameter settings from the SQL Server database into a text document in Windows' Notepad, so you can use Notepad's text-editing features to change parameter values or add new parameter specifications. The full procedures are described separately below. Since *notesdtapp.ini* is an actual INI text file, you can use Notepad or any other text editor to open the file and edit its contents.

Each parameter definition takes the form of a key name followed by an equals sign (“=”) and the parameter value, like these examples:

```
Provider=quest
MigrationID=sitraka
User=proxyuser@sitraka.com
Force=1
ServerMailDest=PST
SelectedPstDir=c:\Program Files\Outlook\Archive
AllowAdd=1
```

Key names are case-insensitive, and may not contain any spaces. Spaces may surround the equals sign, and in that case the spaces are ignored.

Upper/lowercase within a parameter value is significant only if case matters in whatever context the string will be inserted. For example, if `CityName=baLtlmOre` and the program will carry that parameter value into the user interface as a display element, the name will appear there in the same peculiar form, as "baLtlmOre."

Spelling of key names and parameter values is critical. If a program is looking for a key name `UserAddress`, it will not recognize a key name `UsreAddress` or `UserAdress`.

Program parameters are grouped into named sections, identified by section names enclosed within square brackets, like this:

```
[ThisSection]
KeyName1=blue
KeyName2=654321
KeyName3=kangaroo

[ThatSection]
KeyName4=Casablanca
KeyName5=0
```

Sections are customarily separated by blank lines, as in this example, for improved readability. Section names are case-insensitive, and may or may not contain any spaces.

GUI-set and other “auto-set” parameters

Many parameters are automatically set by an application to record entries in the graphical user interface (GUI) of an application. That is, an application will write the parameter value to the Task Parameters upon an admin's or user's entry in the GUI. Many other parameters are auto-set by the Setup program that installs the Quest software, or are auto-set by a program for internal controls.

! CAUTION: These auto-set parameters are particularly important to application performance, and changes to auto-set values can cause the associated applications to perform erratically. *Quest strongly recommends these auto-set parameters not be manually edited except at the explicit direction of Quest Support staff, or if explicitly directed in the application notes in this document.*

Transient “scratch” parameters

Many parameters are internal transient parameters, used by programs as temporary repositories for “scratch” data to pass information to another program, or from one subroutine to another. Any manual manipulation of these parameters is meaningless and will have no affect on the program or data, since any preexisting values are overwritten by the program as soon as it runs. All transient “scratch” parameters are clearly identified as such in this document.

Parameter defaults

The default value of a required parameter is the value that was set when the software was originally installed by Quest's Setup utility—before the associated program or anyone has had a chance to edit the file. The default value of an optional parameter is the value that prevails if the parameter does not appear within the INI file.

Parameter value data types

For any given parameter, the parameter value will be meaningful only if it conforms to the parameter's particular data type. Every parameter is one of these five data types:

- **String:** An alphanumeric string.
- **Integer:** A non-decimal numeric value.

- **Boolean:** A single-digit value, 1 or 0, to specify whether a particular feature or function is to be enabled or disabled, or whether a particular operating condition is true or false. These values are specified by a single-digit of 1 (on, yes, or true) or 0 (off, no, or false).
- **Date:** A date, formed by eight digits with two slash characters, in the form: mm/dd/yyyy.
- **Keyword:** An alphanumeric string that matches one of a finite set of valid keyword strings defined for the particular parameter.

How to specify or edit program parameters

Global Defaults, Task Parameters, and the parameters within *notesdtapp.ini* are all edited the same way, as if all three sets of parameters were stored in INI files. The features that let you edit Global Defaults and Task Parameters actually copy the current parameter settings from the SQL Server database into a text document in Windows' Notepad, so you can use Notepad's text-editing features to change parameter values or add new parameter specifications.

Since *notesdtapp.ini* is an actual INI text file, you can use Notepad or any other text editor to open the file and edit its contents.

To edit Global Defaults

Within Notes Migration Manager:

- 1 Select **File | Global Default Settings**.

The program then opens the Global Default Settings into Windows Notepad. Within Notepad, the settings look like the contents of an INI file, but they are actually saved as a part of the SQL Server database rather than as an independent INI file.

- 2 Find the pertinent [SectionName] for the parameter whose value you want to specify or edit.

! **CAUTION: Some parameters in different sections share the same keyname, so it is very important that parameter values be entered and edited in the correct sections.**

- 3 Add the parameter or edit its value, as appropriate.
- 4 Repeat steps 2 and 3 as often as necessary to make as many additions and changes to the parameters as needed.
- 5 Close Notepad.

Notes Migration Manager will then copy the new parameter value(s) back into the SQL Server database.

To edit Task Parameters

In Notes Migration Manager, on the **View** menu, make sure the **Advanced Settings** option is checkmarked. (Click on that option if it does not appear checkmarked.) This is a toggle setting that determines whether the wizards will let you open and edit Task Parameters. If the feature is enabled, an extra screen titled “Customize Configuration” will appear in the screen sequences for Wizards that can be controlled by Task Parameters.

From the Customize Configuration screen (in any Wizard that offers it):

- 1 Click the Edit button.

The Wizard then opens the task's configuration settings into Windows Notepad. Within Notepad, the settings look like the contents of an INI file, but they are actually saved as a part of the SQL Server database rather than as an independent INI file.

- 2 Find the pertinent [SectionName] for the parameter whose value you want to specify or edit.

! CAUTION: Some parameters in different sections share the same keyname, so it is very important that parameter values be entered and edited in the correct sections.

- 3 Add the parameter or edit its value, as appropriate.
- 4 Repeat steps 2 and 3 as often as necessary to make as many additions and changes to the parameters as needed.
- 5 Close Notepad.
- 6 Notes Migration Manager will then copy the new parameter value(s) back into the SQL Server database.

To edit parameters in *notesdtapp.ini*

The parameters for the Self-Service Desktop Migrator are saved and may be edited in an INI text file, *notesdtapp.ini*, which resides in the same path with the Self-Service Desktop Migrator application. Since an INI file is a simple text file, you can use any text editor to open, view, and edit the file.

To edit *notesdtapp.ini*:

- 1 Use Notepad or some other text editor to open the file.
- 2 Find the pertinent [SectionName] for the parameter whose value you want to specify or edit.

! CAUTION: Some parameters in different sections share the same keyname, so it is very important that parameter values be entered and edited in the correct sections.

- 3 Add the parameter or edit its value, as appropriate.
- 4 Repeat steps 2 and 3 as often as necessary to make as many additions and changes to the parameters as needed.
- 5 Save the changed file and close the text editor.

About language sections

The Global Defaults, Task Parameters, and (for the SSDM) *notesdtapp.ini* file contain parameter sections that specify the names Migrator for Notes to Exchange will assign to migrated Outlook mail folders in various languages. For example, the section for the Japanese language [JPN] looks like this:

```
[JPN]
~INBOX= 受信トレイ
~SENT= 送信済みアイテム
~DRAFTS= 下書き
~TRASH= 削除済みアイテム
```

~CALENDAR= カレンダー
~CONTACTS= 連絡先
~JOURNAL= 履歴
~NOTES= メモ
~OUTBOX= 送信トレイ
~TASKS= タスク

By default, Migrator for Notes to Exchange's Data Migration Wizard and SSDM read the Windows locale to determine the appropriate language for new Outlook folders, and then refer to that language section of parameters when naming the new Outlook folders they create. However, a different language section can be specified (see below).

The Global Defaults and *notesdtapp.ini* contain sections for several common languages, and common variants of the world's primary languages—for example, French as spoken in France vs. Canada vs. Belgium vs. Monaco, etc. But the default program parameters do not include sections for many less common language variants. The Global Defaults and *notesdtapp.ini* file do, however, contain sections for more generic forms of the world's primary languages, so if the wizard can't find a section for a language variant associated with a particular locale, the wizard will instead consult the more generic section. In Quebec, for example, if the wizard can't find a section for [FRC] (Canadian French), it will instead use the folder names specified in [FR] (generic French).

Defining and selecting a language

If the default program parameters do not contain a section for the language variant associated with your locale, and if you don't want to use the more generic language alternative, you can create a new section for the language variant you want, in the Global Defaults or *notesdtapp.ini*, or both.

You can create a local language section with a three-letter section name, such as ARY (Arabic Yemen). A table of Language three-letter acronyms (TLA) is shown below. You can also create a generic language section with a two-letter section name that supports any local language that is identified by a TLA that starts with the same two letters. For example, you can create a new section for Arabic, with an [AR] language section name. This section would support local languages such as ARY (Arabic Yemen) or ARQ (Arabic Qatar).

To enable MNE to use your new language section, you must specify the LanguageCode parameter. (See [\[General\] LanguageCode=<SECTIONNAME>](#) on page 72 for the Admin version of this parameter.) The value specified in the LanguageCode Admin or SSDM parameter must identify a section defined in the Global Defaults or *notesdtapp.ini*, respectively. To use a language section with a TLA section name, the value of the LanguageCode parameter must be the same TLA. To use a generic language section, the value of the LanguageCode parameter can be the two-letter section name or a TLA that begins with the two-letter section name. So if you have defined a generic language section with the section name [AR], the LanguageCode values AR, ARY, ARQ, etc. would use this section.

Multiple target mail-folder names

Migrator for Notes to Exchange also supports multiple target mail-folder names to accommodate name differences introduced by Microsoft between different Exchange versions. Between Exchange 2010 and 2013, for example, Microsoft changed the English-language name of the junk mail folder from *Junk E-mail* to *Junk Email*. To define an additional folder name, you can append “_<version>” (e.g., *_2010* or *_2013*) to the original folder name to create a new parameter key name (the portion of the parameter that precedes the “=” symbol). For example, since the English 2013 version has a different junk mail folder name, you could use these parameters to define an additional English junk mail folder for 2013:

```
[EN]
~INBOX=Inbox
JUNKMAIL=Junk E-mail
JUNKMAIL_2013=Junk Email
```

The Wizard will then create a *Junk Email* target mail folder in an Exchange 2013 target server, or otherwise (for any other target) create a *Junk E-mail* target mail folder.

Note: The additional values supported in the current Migrator for Notes to Exchange release are:

```
_2010 for Exchange 2010 or Office 365 (with or without the MS AD sync provisioning option).
_2013 for Exchange 2013.
_2016 for Exchange 2016.
```

These language sections to define Outlook folder names are not included with the other Migrator for Notes to Exchange INI parameters that follow the TLAs table below.

Custom folder mapping

Migrator for Notes to Exchange's Data Migration Wizard and SSDM support the migration of Notes custom folders and views to renamed target folders within one or more designated parent folders in Outlook. Custom naming of custom folders and views is accomplished by adding one or more custom-folder parameters to the language section of Migrator for Notes to Exchange Global Defaults, Task Parameters and/or `notesdtapp.ini`.

The key-name portion of a custom-folder parameter must begin with the Outlook target folder name (as specified by the `[Notes] UserFolderPrefix` value for custom folders or the `[Notes] UserViewPrefix` values for custom views), followed by a backslash, and then the name of the custom folder or view in the Notes source. The key name is followed by the "=" symbol and then the parameter value: the path you want Migrator for Notes to Exchange to assign to the target custom folder in Outlook. For example:

```
[Notes]
UserFolderPrefix=Folders
UserViewPrefix=Views
[EN]
Folders\NotesFolderName=Folders\OutlookFolderName
Views\NotesViewName=Views\OutlookViewName
```

... tells Migrator for Notes to Exchange to create a new Outlook folder named `OutlookFolderName` within the `Folders` parent folder, and then migrate the contents of the Notes folder `NotesFolderName` to the new Outlook folder. Custom views are remapped in a similar fashion using the `UserViewPrefix` setting. However, unlike custom folders, the custom view folder is only created in Outlook if content is migrated for the view (see the `MigrateViews` setting for details). If no content is migrated for the view, no view will be created in Outlook.

Folder prefix mapping

It is possible to override the `UserFolderPrefix` or `UserViewPrefix` folder names for specific custom folders or views. This can be achieved by simply renaming the parent folder name to the right of the custom folder parameter. For example:

```
[Notes]
UserFolderPrefix=Folders
UserViewPrefix=Views
[EN]
Folders\NotesFolderName=RenamedFolders\OutlookFolderName
Views\NotesViewName=RenamedViews\OutlookViewName
```

Mapping to the root folder

If the parent folder is omitted from the parameter value (to the right of "="), the new folder is created at the same level as the Inbox. Note that the same effect can also be achieved by leaving the `UserFolderPrefix` and/or `UserViewPrefix` settings blank. For example, this configuration:

```
[Notes]
UserFolderPrefix=Folders
UserViewPrefix=Views
[EN]
Folders\NotesFolderName=OutlookFolderName
Views\NotesViewName=OutlookViewName
```

would be equivalent to this configuration:

```
[Notes]
UserFolderPrefix=
UserViewPrefix=
[EN]
NotesFolderName=OutlookFolderName
NotesViewName=OutlookViewName
```

With the exception that the latter configuration would result in all custom folders being created at the root and in the former configuration, only the mapped folders would be created at the root.

Language TLAs for various locales

Afrikaans–South Africa	AFK	English–Trinidad	ENT	Polish–Poland	PLK
Albanian–Albania	SQI	English–United Kingdom	ENG	Portuguese–Brazil	PTB
Arabic–Algeria	ARG	English–United States	ENU	Portuguese–Portugal	PTG
Arabic–Bahrain	ARH	English–Zimbabwe	ENW	Punjabi–India (Gurmukhi Script)	PAN
Arabic–Egypt	ARE	Estonian–Estonia	ETI	Romanian–Romania	ROM
Arabic–Iraq	ARI	Faeroese–Faeroe Islands	FOS	Russian–Russia	RUS
Arabic–Jordan	ARJ	Farsi–Iran	FAR	Sanskrit–India	SAN
Arabic–Kuwait	ARK	Finnish–Finland	FIN	Serbian–Serbia (Cyrillic)	SRB
Arabic–Lebanon	ARB	French–Belgium	FRB	Serbian–Serbia (Latin)	SRL
Arabic–Libya	ARL	French–Canada	FRC	Slovak–Slovakia	SKY
Arabic–Morocco	ARM	French–France	FRA	Slovenian–Slovenia	SLV
Arabic–Oman	ARO	French–Luxembourg	FRL	Spanish–Argentina	ESS
Arabic–Qatar	ARQ	French–Monaco	FRM	Spanish–Bolivia	ESB
Arabic–Saudi Arabia	ARA	French–Switzerland	FRS	Spanish–Chile	ESL
Arabic–Syria	ARS	FYRO Macedonian– FYRO Macedonia	MKI	Spanish–Colombia	ESO
Arabic–Tunisia	ART	Galician–Spain	GLC	Spanish–Costa Rica	ESC
Arabic–U.A.E.	ARU	Georgian–Georgia	KAT	Spanish–Dominican Republic	ESD
Arabic–Yemen	ARY	German–Austria	DEA	Spanish–Ecuador	ESF
Armenian–Armenia	HYE	German–Germany	DEU	Spanish–El Salvador	ESE
Azeri–Azerbaijan (Cyrillic)	AZE	German–Liechtenstein	DEC	Spanish–Guatemala	ESG
Azeri–Azerbaijan (Latin)	AZE	German–Luxembourg	DEL	Spanish–Honduras	ESH
Basque–Spain	EUQ	German–Switzerland	DES	Spanish–Mexico	ESM
Belarusian–Belarus	BEL	Greek–Greece	ELL	Spanish–Nicaragua	ESI
Bulgarian–Bulgaria	BGR	Gujarati–India (Gujarati Script)	GUJ	Spanish–Panama	ESA
Catalan–Spain	CAT	Hebrew–Israel	HEB	Spanish–Paraguay	ESZ
Chinese–Hong Kong SAR	ZHH	Hindi–India	HIN	Spanish–Peru	ESR
Chinese–Macau SAR	ZHM	Hungarian–Hungary	HUN	Spanish–Puerto Rico	ESU
Chinese–PRC	CHS	Icelandic–Iceland	ISL	Spanish–Spain (International)	ESN
Chinese–Singapore	ZHI	Indonesian–Indonesia	IND	Spanish–Spain (Traditional)	ESP
Chinese–Taiwan	CHT	Italian–Italy	ITA	Spanish–Uruguay	ESY
Croatian–Croatia	HRV	Italian–Switzerland	ITS	Spanish–Venezuela	ESV
Czech–Czech Republic	CSY	Japanese–Japan	JPN	Swahili–Kenya	SWK
Danish–Denmark	DAN	Kannada–India (Kannada Script)	KAN	Swedish–Finland	SVF
Divehi–Maldives	DIV	Kazakh–Kazakstan	KKZ	Swedish–Sweden	SVE
Dutch–Belgium	NLB	Konkani–India	KNK	Syriac–Syria	SYR
Dutch–Netherlands	NLD	Korean (Extended Wansung)–Korea	KOR	Tamil–India	TAM
English–Australia	ENA	Kyrgyz–Kyrgyzstan	KYR	Tatar–Tatarstan	TTT
English–Belize	ENL	Latvian–Latvia	LVI	Telugu–India (Telugu Script)	TEL
English–Canada	ENC	Lithuanian–Lithuania	LTH	Thai–Thailand	THA
English–Caribbean	ENB	Malay–Brunei Darussalam	MSB	Turkish–Turkey	TRK
English–Ireland	ENI	Malay–Malaysia	MSL	Ukrainian–Ukraine	UKR
English–Jamaica	ENJ	Marathi–India	MAR	Urdu–Pakistan	URD
English–New Zealand	ENZ	Mongolian (Cyrillic)–Mongolia	MON	Uzbek–Uzbekistan (Cyrillic)	UZB
English–Philippines	ENP	Norwegian–Norway (Bokmål)	NOR	Uzbek–Uzbekistan (Latin)	UZB
English–South Africa	ENS	Norwegian–Norway (Nynorsk)	NON	Vietnamese–Viet Nam	VIT

Parameters for Admin Components

- [ActiveDirectory] section
- [ActiveDirectory2] section
- [ActiveDirectoryMatchList] section
- [ArchiveCalFolderFilter] section
- [ArchiveData] section
- [ArchiveMailFolderFilter] section
- [Categories] section
- [Coexistence] section
- [DirectoryExport] section
- [ErrorsToIgnore] section
- [Exchange] section
- [Filter] section
- [Filters] section
- [General] section
- [IncludeFoldersAndViews] section
- [Notes] section
- [Notify] section
- [Outlook] section
- [PAB] section
- [PersonDocCustom] section
- [PowerShell] section
- [ServerCalFolderFilter] section
- [ServerData] section
- [ServerMailFolderFilter] section
- [TimeZoneInfo] section
- [TimeZoneNames] section
- [Titles] section
- [User] section

[ActiveDirectory] section

[ActiveDirectory] ADAttribute=<AttributeName>

Type:	Default:	Occurs in:	New in:
string	[none]	Data Migr	3.2

Specifies the AD attribute whose values the Data Migration Wizard should seek to match with values in the *SearchKey* column of a collection's data table, to match corresponding user accounts when using *LoadMethod=OtherFindAttribute* (explained below for the *LoadMethod* parameter in this same [ActiveDirectory] section). For example:

```
ADAttribute=userPrincipalName
```

[ActiveDirectory] AlwaysUseDefaults=<#>

Type:	Default:	Occurs in:
boolean	[GUI entry]	NMM, AD Grps, Prov, Data Migr

This value corresponds to a GUI element in the Notes Migration Manager: the **Always use these values** checkbox in the *Active Directory Configuration* screen. The value determines whether the wizards that need this information will always use the access credentials entered into the corresponding *AD Configuration* screen. For example, if:

```
AlwaysUseDefaults=1
```

... a wizard will skip the screen that requests this information, saving the admin the trouble of having to reenter the values and manually dismiss the screen. By default (*AlwaysUseDefaults=0*), the wizard will take the values entered in Notes Migration Manager as its defaults, but will display the screen to offer the option of accepting or changing the default credentials.

[ActiveDirectory] AlwaysUseOldAlias=<#>

Type:	Default:	Occurs in:	New in:
boolean	0	Prov	4.1.6

Determines whether the Provisioning Wizard will keep the Alias/Mailnick-name stamped onto an object in AD (when objects are created via the Microsoft Transporter), rather than replacing that value with a value from Notes when merging and mailbox-enabling. For example:

```
AlwaysUseOldAlias=1
```

... tells the wizard to keep the value set by the Transporter. By default (0) the wizard will let the Migrator for Notes to Exchange value overwrite the value set by the Transporter.

[ActiveDirectory] AlwaysUseOldExchDn=<#>

Type:	Default:	Occurs in:	Default changed in:
boolean	0	AD Grps, Prov	4.1.6

Determines whether the legacyExchangeDN will be maintained through merging and mailbox-enabling, to support free/busy synchronization from Notes to Exchange through the Notes Connector. The feature is off (0) by default, for sites that do not require free/busy synchronization through the Connector. The feature can be enabled by:

```
AlwaysUseOldExchDn=1
```

... to enable free/busy synchronization through the Connector.

[ActiveDirectory] Attr<#>=<AttributeName>

Type:	Default:	Occurs in:
string	[none]	Prov

Each *Attr<#>* parameter specifies a Contact attribute whose values the Provisioning Wizard will merge into the corresponding AD security object record, when the wizard merges the Contact into the object and deletes the Contact. You may define one or more *Attr<#>* parameters to specify one or multiple attributes whose data you want to carry into the merged object records. Example:

```
[ActiveDirectory]
Attr0=FirstAttributeName
Attr1=SecondAttributeName
Attr2=ThirdAttributeName
```

The digit(s) appended to an *Attr<#>* key name differentiate one parameter from another. Multiple *Attr<#>* parameters need not appear in numerical order, but must in aggregate form an uninterrupted numeric sequence and include *Attr0*.

[ActiveDirectory] Attribute=<ValidKeyword>

Type:	Default:	Occurs in:
keyword	[GUI entry]	Prov, Data Migr

This value corresponds to a GUI element in the Provisioning Wizard: the Specify the Active Directory Attribute... drop-down list box in the Choose your method for finding objects screen. The Wizard writes this value to the Task Parameters from an admin's GUI entry; Quest recommends you do not manually enter or change this value except at the direction of Quest Support.

[ActiveDirectory] BypassAddGroupMemberSecurityCheck=<#>

Type:	Default:	Occurs in:	New in:
boolean	0	AD Grps	4.12.1

Determines whether the Groups Provisioning Wizard will (1) or will not (0) bypass a Microsoft security check that otherwise prevents direct provisioning of groups from Domino to Office 365 in hybrid-O365 scenarios (where O365 is synchronized with a local Active Directory).

[ActiveDirectory] CanAddGroupMembers=<#>

Type:	Default:	Occurs in:	New in:
boolean	1	AD Grps	3.2

When a member of a Notes/Domino group does not exist in AD, the AD Groups Provisioning Wizard will by default (*CanAddGroupMembers=1*) define a new AD contact for the group member, and then add the contact as a new member to the corresponding AD group. To disable this feature:

```
CanAddGroupMembers=0
```

[ActiveDirectory] CanDeleteGroupMembers=<#>

Type:	Default:	Occurs in:	New in:
boolean	0	AD Grps	3.2

Tells the AD Groups Provisioning Wizard to synchronize any previously provisioned group in AD to match the current state of the corresponding group in Notes. For example:

```
CanDeleteGroupMembers=1
```

... tells the wizard to make the membership list of a previously provisioned AD group match that of its Notes counterpart. By default (0), the wizard will leave any previously provisioned AD group unchanged.

[ActiveDirectory] CmnExcludeFromDirSync=extensionAttribute<##>

Type:	Default:	Occurs in:	New in:
keyword	extensionAttribute15	Dir Exp	4.4

If you are provisioning AD by Quest's CMN Directory Connector, this parameter specifies the AD attribute to use to control when merged and mailbox-enabled objects should synchronize back into Notes. (The parameter is ignored if you are provisioning by some other method.) The parameter value is a string consisting of *extensionAttribute* followed by one or two digits to designate the particular attribute. For example:

```
CmnExcludeFromDirSync=extensionAttribute15
```

The parameter defaults to *extensionAttribute15*, which is suitable as long as your organization is not already using *extensionAttribute15* for some other purpose. If you are already using *extensionAttribute15* (and are using the CMN Directory Connector), change the parameter value to some other unused AD attribute. To disable this feature altogether (not use an AD attribute for this purpose), set *CmnExcludeFromDirSync=0*.

[ActiveDirectory] ContactFilter=<test>

Type:	Default:	Occurs in:	New in:
string	[none]	Prov	3.2

Defines a subexpression of a customized AD search query, to tell the wizard which AD contact objects to consider when merging AD objects with Notes objects (by matching AD attribute values with Notes attribute values in corresponding objects). This feature is useful in cases where two or more objects may carry the same value for the AD attribute, but the objects can be differentiated by some other attribute. The <test> value must be formatted as an AD query subexpression, including opening and closing parentheses, as in:

```
ContactFilter=(objectClass=contact)
```

The above example requires each object's *objectClass* parameter value to be "contact." Conversely, the set to be considered may be defined by exclusion. For example, *ContactFilter=! (objectClass=user)* tells the wizard to disregard any object whose *objectClass* parameter value is "user," but to consider all others.

[ActiveDirectory] CreateGroupDelay=<####>

Type:	Default:	Occurs in:	New in:
integer	0	Data Migr	4.1.8

Determines the number of seconds that the Data Migration Wizard, when group provisioning, will wait after deleting a contact (to make way for a group) before creating a distribution group in AD. You may want to set this value to something in the range of 30 to 300 seconds if your environment experiences AD replication delays. For example: *CreateGroupDelay=60*

If you experience no such delays, you may leave the parameter set to its default of 0 seconds (no delay).

[ActiveDirectory] CreateMailboxDelay=<####>

Type:	Default:	Occurs in:	New in:
integer	0	Data Migr	4.1.2

Determines the time interval between two subfunctions of the Data Migration Wizard's mailbox-enabling process, which might otherwise cause PowerShell to generate incorrect aliases where Active Directory accounts are replicated among multiple servers. The Wizard disables mail for an account before it creates the mailbox, but the mail-enabled account can appear to still exist for a few seconds on any servers where the account is replicated. When PowerShell sees a not-yet-disabled account on the other server, it mistakenly treats the new mailbox as a duplicate, appending the digit "1" to the alias to differentiate it from the other account.

If your AD accounts are replicated on multiple servers, and you experience this "Alias1" problem when enabling mailboxes, use the *CreateMailboxDelay* parameter to force a delay between the mail-disabling function and the mailbox creation, to allow enough time for other servers to catch up and disable their replicated accounts. The parameter value defines a delay in seconds, in a valid range from 0 to 30000, and defaults to 0. For example:

```
CreateMailboxDelay=15
```

... tells the wizard to wait 15 seconds after mail-disabling an account before creating the associated mailbox. Quest in-house testing suggests the resolution of this problem may require a delay as long as 33 seconds, but often much shorter. Experiment with shorter values to determine the delay required in your own environment.

[ActiveDirectory] Domain=<domain.com>

Type:	Default:	Occurs in:
string	[none]	Data Migr

This value is auto-calculated from the AD Naming Context, from Active Directory. Quest recommends you do not manually enter or change this value except at the direction of Quest Support. For example:

```
Domain=domain.com
```

[ActiveDirectory] DomainController=<domain.com>

Type:	Default:	Occurs in:
string	[GUI entry]	NMM, AD Grps, Prov, Data Migr

This value corresponds to a GUI element in the Notes Migration Manager: the Domain Controller host name text box in the *Active Directory Configuration* screen. The value specifies the PowerShell Domain Controller that Migrator for Notes to Exchange components will call to perform operations in a proprietary Exchange target (required if migrating to proprietary Exchange, irrelevant and ignored if migrating to Office 365.) The program writes this value to the Task Parameters based on an admin's GUI entry; Quest recommends you do not manually enter or change this value except at the direction of Quest Support.

[ActiveDirectory] doX500Proxy=<# >

Type:	Default:	Occurs in:
boolean	1	AD Grps

Determines whether the legacyExchangeDN will be saved from contacts to groups and added as an X.500 proxyAddress while doing group provisionings.

[ActiveDirectory] EnableUsers=<#>

Type:	Default:	Occurs in:	New in:
boolean	0	AD Grps, Prov	4.1

This parameter applies only when migrating to a proprietary Exchange.

```
EnableUsers=1
```

... tells the Provisioning Wizard that users newly created by the wizard (if *ProvisionUsers=1*) should be logon-enabled. By default (0), any such newly created users are not logon-enabled.

[ActiveDirectory] FindMethod=<value>

Occurs in: Prov. This is an internal scratch parameter (see [Transient "scratch" parameters](#)).

[ActiveDirectory] ForceAddress=<#>

Type:	Default:	Occurs in:
boolean	1	Data Migr

If the Data Migration Wizard is mailbox-enabling and finds the primary SMTP address of an Active Directory entry to be different from the expected SMTP address, this *ForceAddress* parameter determines whether the wizard should change the AD entry to the primary SMTP address specified in the *targetAddress* column of the SQL Server database. For example:

```
ForceAddress=0
```

... tells the wizard to not change the AD address entry to the expected SMTP address. The feature is on (*ForceAddress=1*) by default.

[ActiveDirectory] GroupContactsContainer=<Container>

Type:	Default:	Occurs in:
string	[GUI entry]	NMM, AD Grps

This value corresponds to a GUI element in the Notes Migration Manager: the **Path to an existing OU for creating external members for distribution groups** text box in the *Active Directory Configuration* screen. The program writes this value to the Task Parameters from an admin's GUI entry; Quest recommends you do not manually enter or change this value except at the direction of Quest Support.

The value here is a fully qualified domain name to identify the sub OU in AD where new Contacts will be created if *CanAddGroupMembers=1* (also in this [ActiveDirectory] section). For example:

```
GroupContactsContainer=OU=Contacts,OU=Groups,CN=Users,DC=domain,DC=com
```

[ActiveDirectory] GroupFilter=<test>

Type:	Default:	Occurs in:	New in:
string	[none]	AD Grps	3.2

Defines a subexpression of a customized AD search query, to tell the wizard which objects to consider when searching for groups (or objects that represent groups) in Active Directory. This feature can be useful when two objects are located but one can be safely ignored because it doesn't interfere with provisioning, or the conflict can be resolved later. The <test> value must be formatted as an AD query subexpression, including opening and closing parentheses, as in:

```
GroupFilter=(objectClass=group)
```

The above example requires each object's object-Class parameter value to be "group." Conversely, the set to be considered may be defined by exclusion, as in:

```
GroupFilter=! (objectClass=contact)
```

... which tells the program to disregard any object whose object-Class parameter value is "contact," but to consider all others.

[ActiveDirectory] GroupManagerCanUpdateMembershipList=<#>

Type:	Default:	Occurs in:	New in:
boolean	1	AD Grps	4.8

Determines whether the Groups Provisioning Wizard will provision groups so that group managers who are not in Domain Admins can still update group membership. (This privilege corresponds to a checkbox in Active Directory: the *Manager can update membership list* checkbox in the *Managed By* tab of AD's Group Properties.) The feature is enabled by default (*GroupManagerCanUpdateMembershipList=1*), but you can set the value to 0 to tell Migrator for Notes to Exchange to not extend the updating privilege to group managers who are not in Domain Admins.

[ActiveDirectory] GroupsContainer=<ContainerFQDN>

Type:	Default:	Occurs in:	Revised in:
string	[GUI entry]	NMM, AD Grps	4.0

This value corresponds to a GUI element in the Notes Migration Manager: the Path to existing organizational unit for distribution groups text box in the *Active Directory Configuration* screen. The Wizard writes this value to the Task Parameters from an admin's GUI entry; Quest recommends you do not manually enter or change this value except at the direction of Quest Support.

In version 3.2 this parameter was named *GroupsRDN*, and could accept a relative domain name for the parameter value. The renamed parameter now requires a fully qualified domain name. For example:

```
GroupsContainer=OU=Groups,CN=Users,DC=domain,DC=com
```

[ActiveDirectory] GroupsSearchFilter=<test>

Type:	Default:	Occurs in:	New in:
string	[none]	AD Grps	4.1.5

Tells the AD Groups Provisioning Wizard which AD group objects to consider when merging AD objects with Notes objects (by matching AD attribute values with Notes attribute values in corresponding objects). The parameter defines a subexpression of a customized AD search query. This feature is useful in cases where two or more objects may carry the same value for the AD attribute designated in the app run, but the objects can be differentiated by some other attribute. The <test> value must be formatted as an AD query subexpression, including opening and closing parentheses, as in:

```
GroupsSearchFilter=(objectClass=group)
```

The above example tells the program to consider only an object whose *objectClass* parameter value is "group." Conversely, the set may be defined by exclusion, as in *GroupsSearchFilter=! (objectClass=user)* to tell the wizard to disregard any object whose *objectClass* parameter value is "user," but to consider all others.

[ActiveDirectory] GroupType=<XXX>

Type:	Default:	Occurs in:
keyword	GDL	AD Grps

This value corresponds to two GUI elements in the AD Groups Provisioning Wizard: the **Group Scope** and **Group Type** radio buttons in the *Choose your method for finding objects* screen. The program writes this value to the Task Parameters from an admin's GUI entries; Quest recommends you do not manually enter or change this value except at the direction of Quest Support.

The parameter determines which GroupType value the AD Groups Wizard will assign to all groups it provisions in Active Directory. The parameter value is a three-letter string defined by the combination of two elements, representing the two GUI elements:

Group Scope — 1st Element (one letter):	Group Type — 2nd Element (two letters):
G = Global	DL = Distribution List
L = Local [domain]	SG = Security Group
U = Universal	

For example, the default setting *GroupType=GDL* signifies a Global Distribution List. Similarly, *GroupType=LSG* tells the wizard to set all *GroupType* values to LSG (Local Security Group).

After the wizard runs, you can edit the SQL Server database or a group collection's data table to change the *GroupType* setting for any one or more groups individually, and thereby provision groups of different types within a single run of the Data Migration Wizard. But the wizard will initially set all of the *GroupType* values to whatever value is defined by this parameter setting.

[ActiveDirectory] HomeMailboxStore=<ValidKeyword>

Type:	Default:	Occurs in:
keyword	[inferred from operating environment]	Data Migr

This value corresponds to a GUI element in the Data Migration Wizard: the **Mailbox store** drop-down list box in the *Specify Exchange Mailbox Information* screen. The program writes this value to the Task Parameters from an admin's GUI entry; Quest recommends you do not manually enter or change this value except at the direction of Quest Support.

This value is used when mailbox-enabling users in Exchange, and the options that appear in the drop-down list box are inferred by the program from the operating environment for the associated AD access credentials. For example:

HomeMailboxStore=First Storage Group/Mailbox Store (MOBE)

... specifies the listed value as the home mailbox store for mailbox-enabling users. The mailbox store specified here can be overridden on a per-user basis by the contents of the *ExchangeMailboxStore* column in the SQL Server database.

[ActiveDirectory] HomeServer=<ValidKeyword>

Type:	Default:	Occurs in:
keyword	[inferred from operating environment]	Data Migr

This value corresponds to a GUI element in the Data Migration Wizard: the **Server** drop-down list box in the *Specify Exchange Mailbox Information* screen. The program writes this value to the Task Parameters from an admin's GUI entry; Quest recommends you do not manually enter or change this value except at the direction of Quest Support.

The value is used when mailbox-enabling users in Exchange, and the options that appear in the drop-down list box are inferred by the program from the operating environment for the associated AD access credentials. For example: *HomeServer=Goober/First Admin Group/MOBE* specifies the listed value as the home server for mailbox-enabling users.

[ActiveDirectory] Host=<HostName>

Type:	Default:	Occurs in:
string	[none]	NMM, AD Grps, Prov, Data Migr

This value corresponds to a GUI element in the Notes Migration Manager: the Global Catalog host name text box for Active Directory credentials (not User Forest credentials) in the *Active Directory Configuration* screen. The program writes this value to the Task Parameters based on an admin's GUI entry; Quest recommends you do not manually enter or change this value except at the direction of Quest Support.

[ActiveDirectory] LoadMethod=<OneValidOption>

Type:	Default:	Occurs in:	New in:
keyword	[none]	Data Migr	3.2

This value corresponds to a GUI element in the Data Migration Wizard: the **How users were loaded...** drop-down list box in the *How were Accounts Loaded into Active Directory* screen. The Wizard writes this value to the Task Parameters from an admin's GUI entry. If a value is entered for this parameter prior to the wizard's run, the value specified here will be the default selection that appears in the drop-down list box. This parameter can also be used to add an extra option (*OtherFindAttribute*) to the drop-down list. For example:

LoadMethod=OtherFindAttribute

... tells the wizard to add the *OtherFindAttribute* method to the list, and to make it the default selection. By the *OtherFindAttribute* method, the wizard associates AD objects with their Notes counterparts by comparing the values of a particular AD attribute with the values in the *SearchKey* column of the collection's data table. The AD

attribute must be specified by the *ADAttribute* parameter in this same [ActiveDirectory] section. The two parameters are therefore typically specified together, as in this example:

```
[ActiveDirectory]
LoadMethod=OtherFindAttribute
ADAttribute=userPrincipalName
```

[ActiveDirectory] MailEnableAttempts=<#>

Type:	Default:	Occurs in:
integer	3	Prov

Determines the maximum number of times the Provisioning Wizard will attempt to mail-enable an object in AD before giving up and logging a failure error. The default is 3, but the parameter will accept any value in the range 1 to 1000, inclusive. Note that the *MailEnableRetryWaitSeconds* parameter, also in this [ActiveDirectory] section, determines the number of seconds the wizard will wait between these attempts.

[ActiveDirectory] MailEnableRetryWaitSeconds=<#>

Type:	Default:	Occurs in:
integer	30	Prov

Determines the number of seconds the Provisioning Wizard will wait between attempts to mail-enable an object in AD. The default is 30, but the parameter will accept any value in the range 1 to 30000 (30000 seconds = 500 minutes), inclusive. Note that the *MailEnableAttempts* parameter, also in this [ActiveDirectory] section, determines the maximum number of mail-enable attempts for an object before the wizard gives up and logs a failure error.

[ActiveDirectory] MBoxFromContact=<#>

Type:	Default:	Occurs in:
boolean	0	Data Migr

Tells the Data Migration Wizard whether to convert a contact into a mailbox when mailbox enabling. This feature is off (0) by default, since in a typical scenario no contacts should remain after the Provisioning Wizard has run (to merge contacts into existing AD objects). This feature would therefore be irrelevant, but in the event any contacts do remain most admins would prefer the wizard generate an error rather than simply convert the contact to a mailbox, which would likely yield two objects for a single user. The parameter permits the enabling of the feature by:

```
MBoxFromContact=1
```

... for some rare circumstances where the option is preferable. If *MBoxFromContact=1*, any *UserFilter* or *ContactFilter* parameter that may have previously been defined in this [ActiveDirectory] section should be removed.

[ActiveDirectory] MergeContactAttribWins=<#>

Type:	Default:	Occurs in:
boolean	0	Prov

```
MergeContactAttribWins=1
```

... tells the wizard to overwrite AD user object data with the corresponding Contact data when merging if both the Contact and the AD user object fields contain single values (neither field is null, and neither contains multiple values). If either contains multiple values, the wizard will add any Contact value(s) to the existing AD user object value(s). By default (*MergeContactAttribWins=0*), the wizard will not overwrite any AD user object data when both the Contact and the corresponding AD user object fields contain values.

[ActiveDirectory] MergeContactsAuthoritative=<#>

Type:	Default:	Occurs in:
boolean	0	Prov

Determines whether the Provisioning Wizard will overwrite (1) or not overwrite (0) AD user object data with the corresponding contact data when merging, even if the contact element is null. By default (*MergeContactsAuthoritative=0*), the wizard will not overwrite the AD user object data unless the AD object value is null.

[ActiveDirectory] MergeCrossCheckObjs=<#>

Type:	Default:	Occurs in:	New in:
boolean	1	Prov	3.1.0

Determines whether the program will perform its normal attribute verifications between a contact and its associated user security object. For example:

MergeCrossCheckObjs=0

... tells the program to not perform its normal attribute verifications between a contact and its associated user security object. Suppressing the normal verifications would be useful, for example, if a target security object is already mail-enabled for a Notes address that is different from the contact Notes address, since the normal attribute verifications would not permit merging the two. By default (1) the program merges a contact and its associated security object only if it can verify certain expected attribute conditions in the contact and object.

[ActiveDirectory] MergeFindbySMTP=<#>

Type:	Default:	Occurs in:
boolean	0	Prov

This value corresponds to a GUI element in the Provisioning Wizard: the **How contacts were loaded...** drop-down list box in the *Choose your method for finding objects* screen. The Wizard writes this value to the Task Parameters from an admin's GUI entry; Quest recommends you do not manually enter or change this value except at the direction of Quest Support.

MergeFindbySMTP determines which of two methods the wizard will use to find a Contact when merging: by the SMTP address (*MergeFindbySMTP=1*), or the default method (*MergeFindbySMTP=0*) of finding a Contact by its Notes source address. The value of this parameter also sets defaults for two other related parameters in this [ActiveDirectory] section:

	Default for <i>MergeReqImportedFrom</i>	Default for <i>MergeReqProxyAddress</i>
If MergeFindbySMTP=1	0	0
If MergeFindbySMTP=0	1	1

[ActiveDirectory] MergeGrpMembership=<#>

Type:	Default:	Occurs in:
boolean	1	Prov

When merging, the default setting (*MergeGrpMembership=1*) tells the wizard to add a user to a group if the corresponding Contact is a member of the group. The alternate setting disables this feature:

MergeGrpMembership=0

[ActiveDirectory] MergeReqImportedFrom=<#>

Type:	Default:	Occurs in:	New in:
boolean	1 or 0	Prov	3.1.0

Determines whether the program will require that a contact be imported from the Microsoft Connector, rather than manually created. For example:

```
MergeReqImportedfrom=1
```

... tells the program to verify that each contact was imported by the Microsoft Connector. If a contact was manually created, the program will skip the contact and note an error in the log. To tell the program to not require this, set the parameter to *MergeReqImportedfrom=0*.

The default value for this parameter is determined by the *MergeFindbySMTP* setting, also in this [ActiveDirectory] section. The *MergeReqImportedfrom* default is the boolean opposite (1 vs. 0) of the *MergeFindbySMTP* setting.

[ActiveDirectory] MergeReqProxyAddress=<#>

Type:	Default:	Occurs in:	New in:
boolean	1 or 0	Prov	3.1.0

Determines whether the program will require that each contact contain two Notes addresses. For example, the default:

```
MergeReqProxyAddress=1
```

... tells the program to require that each contact contain two Notes addresses, and to skip a contact and note an error in the log if the contact does not contain two Notes addresses. (Microsoft's Connector ordinarily associates two Notes addresses with each contact.) Conversely, *MergeReqProxyAddress=0* tells the program to not require two addresses per contact. The default value for this parameter is determined by the *MergeFindbySMTP* setting, also in this [ActiveDirectory] section. The *MergeReqProxyAddress* default is the boolean opposite (1 vs. 0) of the *MergeFindbySMTP* setting.

[ActiveDirectory] MergeSyncObjRequired=<#>

Type:	Default:	Occurs in:	New in:
boolean	0	Prov	3.1.0

Determines whether the program will require a contact to merge with a corresponding security object. For example:

```
MergeSyncObjRequired=1
```

... tells the program to require a contact, so the program will merge the contact by its source address with a corresponding security object, by the *SearchKey* column. By default (0), a contact is not required, and the program will mail-enable a security object based only on the *SearchKey* column.

[ActiveDirectory] OpenFlags=<##>

Type:	Default:	Occurs in:
keyword (numeric)	1	AD Grps, Prov, Data Migr

A numeric representation of the method by which the wizard opens Active Directory. (If this system is configured for a User Forest and a Resource Forest, this parameter applies to the Resource Forest, and another *OpenFlags* parameter in the [ActiveDirectory2] section applies to the User Forest.) For more information and a list of valid options, see [this Microsoft article](#).

The default 1 represents *ADS_SECURE_AUTHENTICATION*.

[ActiveDirectory] Password=<AlphanumString>

Type:	Default:	Occurs in:
string	[none]	NMM, AD Grps, Prov, Data Migr

This value corresponds to a GUI element in the Notes Migration Manager: the Password text box for Active Directory credentials (not User Forest credentials) in the *Active Directory Configuration* screen. The program writes this value to the Task Parameters based on an admin's GUI entry. The parameter value here is obfuscated, as a security precaution, and Quest recommends you do not manually enter or change this value except at the direction of Quest Support.

[ActiveDirectory] ProvisionUsers=<#>

Type:	Default:	Occurs in:	New in:
boolean	0	AD Grps, Prov	4.1

This parameter applies only when migrating to a proprietary Exchange.

ProvisionUsers=1

... tells the Provisioning Wizard to create a new user object in AD when none is found by the wizard to correspond with a user in the collection. Such new user objects are created in the container specified by the *UserContainer* parameter, also in this [ActiveDirectory] section, and are not mail-enabled unless *EnableUsers=1* (also in this [ActiveDirectory] section). By default (0), the wizard will not create such objects.

Compare this *ProvisionUsers* parameter to the *CanAddGroupMembers* parameter (also in this [ActiveDirectory] section), which defines a new contact (not a user object) for any group member who cannot be found in AD.

[ActiveDirectory] PSRetryAttempts=<#>

Type:	Default:	Occurs in:	New in:
integer	3	Prov	4.6

Determines the maximum number of times that Migrator for Notes to Exchange's Provisioning Wizard will retry data transmissions to Active Directory due to errors in prior attempts. This setting also applies to the retry attempts for failed PowerShell connections.

In some environments, transmissions to AD can occasionally be interrupted, which may lead to incomplete provisioning. This *PSRetryAttempts* parameter is used in conjunction with *PSRetryWait* (see below) to control retries of transmissions to AD. For example, the default settings:

PSRetryAttempts=3
PSRetryWait=15

... tell the wizard to retry an AD transmission to a maximum of three attempts (in addition to the initial attempt), at 15-second intervals (note that the default *PSRetryWait* setting is 40 seconds for Office 365)

If the error persists through all retry attempts, the wizard will note the error in the log, skip the current message property or element, and move on to process the next item. Depending on the **Log level** setting (on the *Specify Run Information* screen), the retry attempts may appear in the program logs with no other documented error or warning.

[ActiveDirectory] PSRetryWait=<##>

Type:	Default:	Occurs in:	New in:
integer	<ul style="list-style-type: none">1540 for Office 365	Prov	4.6

Sets the interval (in seconds) between retry attempts when Migrator for Notes to Exchange's Provisioning Wizard will retry data transmissions to Active Directory due to errors in prior attempts. This setting also applies to the retry wait time for failed PowerShell connections.

This *PSRetryWait* parameter is used in conjunction with *PSRetryAttempts* to control retries of transmissions to AD, as described above for the *PSRetryAttempts* parameter. The default is 15 seconds for migration to a proprietary Exchange or 40 seconds for migration to Office 365.

[ActiveDirectory] RemoveSrcAddresses=<#>

Type:	Default:	Occurs in:
boolean	0	NMM, Data Migr

RemoveSrcAddresses=1

... tells the Data Migration Wizard to remove all Notes source addresses (*notes:proxyAddresses*) so that mailbox-enabled accounts in Active Directory can be synchronized back to Notes as external users. If *RemoveSrcAddresses=0* (default), only the *notes:uid-* address is removed. An object's *notes:uid-* address must be removed once the object has been mailbox-enabled. Other Notes addresses are used to route mail via Microsoft's Connector, if the Connector is used, but otherwise are harmless to leave in place.

[ActiveDirectory] SearchBase=<string>

Type:	Default:	Occurs in:	New in:
string	[search entire forest]	Prov	4.5.4

Limits the search scope of Migrator for Notes to Exchange's Provisioning Wizard to a single domain when searching a multi-domain forest for objects. This feature prevents collisions that could otherwise occur. For example, the search finds John Smith (*JSmith*) in one domain and Jim Smith (*JSmith*) in a different domain. For example:

SearchBase=dc=sample,dc=com

The default, if left unspecified, is to search the entire forest, as in prior Migrator for Notes to Exchange releases.

[ActiveDirectory] SetRecipPolicy=<#>

Type:	Default:	Occurs in:
boolean	1	Prov, Data Migr

Determines how Migrator for Notes to Exchange's Provisioning Wizard or Data Migration Wizard, after mail-enabling objects or creating mailboxes, will set the Exchange option **Automatically update e-mail addresses based on e-mail address policy**. (The **Automatically update...** feature is an Exchange feature, offered as a checkbox in the Exchange Management Console, on the *E-Mail Addresses* tab of the *Data Properties* for each mailbox.) This *SetRecipPolicy* parameter specifies whether the wizard should automatically enable or disable that Exchange feature for the AD objects in the designated user collection.

For example, *SetRecipPolicy=1* tells the wizards to enable the Exchange auto-update feature (mark the Exchange checkbox) for the AD objects after processing. If *SetRecipPolicy=0*, the wizard disables the Exchange auto-updating feature (unmarks the Exchange checkbox). The default is 1 for any Exchange target type, including Office 365.

Note: When mailbox-enabling (in the Data Migration Wizard), make sure that the setting for this *SetRecipPolicy* parameter matches the setting for [Exchange] *EmailAddressPolicyEnabled*.

[ActiveDirectory] SetRecipPolicyForGroups=<#>

Type:	Default:	Occurs in:
boolean	1	AD Grps, Data Migr

Determines how Migrator for Notes to Exchange's AD Groups Provisioning Wizard or Data Migration Wizard, after provisioning group objects, will configure the groups to **Automatically update e-mail addresses based on e-mail address policy**. (The **Automatically update...** feature is an Exchange feature, offered as a checkbox in the Exchange Management Console, on the *E-Mail Addresses* tab of the *Data Properties* for each mailbox.) This

SetRecipPolicyForGroups parameter tells the wizard whether to automatically enable or disable that Exchange feature for AD group objects in the current collection.

The default is 1 for any Exchange target type, including Office 365.

Note: When provisioning groups, make sure that the setting for this *SetRecipPolicyForGroups=<#>* parameter matches the setting for *[Exchange] EmailAddressPolicyEnabled=<#>*.

[ActiveDirectory] SetUserAccountControl=<#>

Type:	Default:	Occurs in:	New in:
boolean	0	Prov	4.1.5

Determines whether the wizard will set the *userAccountControl* attribute value in Active Directory, to the value specified by the *UserAccountControl* parameter (also in this [ActiveDirectory] section). For example:

```
SetUserAccountControl=1
```

... tells the wizard to read the *UserAccountControl* parameter value to set the AD *userAccountControl* attribute value. (The *UserAccountControl* parameter value defaults to 512 if unspecified.) This feature is off (*SetUserAccountControl=0*) by default.

[ActiveDirectory] SQLColumn=<value>

Type:	Default:	Occurs in:
keyword	0	Prov

This value corresponds to a GUI element in the Provisioning Wizard: the **Choose a database column...** list box in the *Choose your method for finding objects* screen. The wizard writes this value to the Task Parameters from the GUI entry; Quest recommends you do not manually enter or change this value except at the direction of Quest Support.

[ActiveDirectory] UserAccountControl=<###>

Type:	Default:	Occurs in:	New in:
integer	512	Prov	4.1.5

Tells the wizard to set the *userAccountControl* attribute value in Active Directory to the parameter value specified here. The Wizard will read this parameter specification only if *SetUserAccountControl=1* (also in this [ActiveDirectory] section). If the parameter is unspecified, its value defaults to 512. For example:

```
UserAccountControl=1024
```

... tells the wizard to set the AD *userAccountControl* attribute value to 1024.

[ActiveDirectory] UserContainer=<RDN>

Type:	Default:	Occurs in:	New in:
string	[none]	AD Grps, Prov	4.1

This parameter applies only when migrating to a proprietary Exchange.

Specifies the relative domain name (RDN) of the container where the Provisioning Wizard will create a new object when the wizard finds none to correspond with a user in the collection, and if *ProvisionUsers=1* (as defined earlier in this [ActiveDirectory] section). For example:

```
UserContainer=cn=Users
```

... will put all new users in the Users container. The designated container must already exist. This *UserContainer* parameter is required if *ProvisionUsers=1*.

[ActiveDirectory] UserFilter=<test>

Type:	Default:	Occurs in:	New in:
string	[none]	Prov, Data Migr	3.2

Defines a subexpression of a customized AD search query, to tell the program which AD user objects to consider when merging AD objects with Notes objects (by matching AD attribute values with Notes attribute values in corresponding objects). This feature is useful in cases where two or more objects may carry the same value for the AD attribute designated in the app run, but the objects can be differentiated by some other attribute. The <test> value must be formatted as an AD query subexpression, including opening and closing parentheses, as in:

```
UserFilter=(objectClass=user)
```

The above example tells the program to consider only an object whose *objectClass* parameter value is "user." Conversely, the set to be considered may be defined by exclusion, as in *UserFilter=! (objectClass=contact)* to tell the wizard to disregard any object whose *objectClass* parameter value is "contact," but to consider all others.

[ActiveDirectory] Userid=<AlphanumString>

Type:	Default:	Occurs in:
string	[none]	NMM, AD Grps, Prov, Data Migr

This value corresponds to a GUI element in the Notes Migration Manager: the **User name** text box for Active Directory credentials (not User Forest credentials) in the *Active Directory Configuration* screen. The program writes this value to the Task Parameters from an admin's GUI entry; Quest recommends you do not manually change this value except at the direction of Quest Support.

[ActiveDirectory] MergeX500=<##>

Type:	Default:	Occurs in:	New in:
boolean	0	Prov	4.3

Tells the wizard whether to copy X500 addresses into their corresponding AD user objects. For example:

```
MergeX500=1
```

... tells the wizard to merge X500 addresses into the AD user objects. By default (*MergeX500=0*) the wizard will not merge X500 addresses.

[ActiveDirectory2] section

[ActiveDirectory2] AdAttribute=<AttributeName>

Type:	Default:	Occurs in:	New in:
string	[none]	Data Migr	4.0

Specifies the AD attribute whose values the Data Migration Wizard should seek to match with values in the SearchKey2 column of the SQL Server database, to match corresponding user accounts in the resource and user forests. For example:

```
[ActiveDirectory2]  
AdAttribute=userPrincipalName
```

... tells the wizard to match AD objects with users such that the value of each AD object's userPrincipalName attribute matches the value of the corresponding user's SearchKey2 column in the SQL Server database.

[ActiveDirectory2] Host=<HostName>

Type:	Default:	Occurs in:
string	[none]	NMM, Data Migr

This value corresponds to a GUI element in the Notes Migration Manager: the Host name text box for User Forest credentials (not Active Directory credentials) in the *Active Directory Configuration* screen. The program writes this value to the Task Parameters based on an admin's GUI entry; Quest recommends you do not manually enter or change this value except at the direction of Quest Support.

[ActiveDirectory2] OpenFlags=<##>

Type:	Default:	Occurs in:
keyword	0	Data Migr

A numeric representation of the method by which the wizard opens Active Directory. (If this system is configured for a User Forest and a Resource Forest, this parameter applies to the User Forest, and another *OpenFlags* parameter in the [ActiveDirectory] section applies to the Resource Forest.) For more information and a list of valid options, see [this Microsoft article](#).

The default 0 represents *ADS_SECURE_AUTHENTICATION*.

[ActiveDirectory2] Password=<AlphanumString>

Type:	Default:	Occurs in:
string	[none]	NMM, Data Migr

This value corresponds to a GUI element in the Notes Migration Manager: the Password text box for User Forest credentials (not Active Directory credentials) in the *Active Directory Configuration* screen. The program writes this value to the Task Parameters based on an admin's GUI entry. The parameter value here is obfuscated, as a security precaution, and Quest recommends you do not manually enter or change this value except at the direction of Quest Support.

[ActiveDirectory2] UserFilter=<test>

Type:	Default:	Occurs in:	New in:
string	[none]	Data Migr	3.2

Tells the program which AD user objects to consider when matching corresponding user accounts in a resource forest and user forest (as described above for the *AdAttribute* parameter in this same [ActiveDirectory2] section). The *<test>* parameter value is a logical test that defines the set of objects for the program to consider. For example:

```
UserFilter=(objectClass=user)
```

... tells the program to consider only an object whose *objectClass* parameter value is "user." Conversely, the set to be considered may be defined by exclusion, as in:

```
UserFilter=! (objectClass=contact)
```

... to tell the wizard to disregard any object whose *objectClass* parameter value is "contact," but to consider all others.

[ActiveDirectory2] UserID=<AlphanumString>

Type:	Default:	Occurs in:
string	[none]	NMM, Data Migr

This value corresponds to a GUI element in the Notes Migration Manager: the **User name** text box for User Forest credentials (not Active Directory credentials) in the *Active Directory Configuration* screen. The program writes this value to the Task Parameters from an admin's GUI entry; Quest recommends you do not manually enter or change this value except at the direction of Quest Support.

[ActiveDirectory2] UseUserForest=<#>

Type:	Default:	Occurs in:
boolean	0	NMM, AD Grps, Prov, Data Migr

This value corresponds to a GUI element in Notes Migration Manager: the **Use resource/user Forest** checkbox in the *Active Directory Configuration* screen. The admin's entry value is written to the Task Parameters; Quest recommends you do not manually enter or change this value except at the direction of Quest Support.

[ActiveDirectoryMatchList] section

[ActiveDirectoryMatchList] ADML<#>=<AttribName>

Type:	Defaults:	Occurs in:	New in:
keyword ("ADML"+ one or two digits)	[as noted below]	Prov	4.0.0

Each *ADML<#>* parameter names an AD attribute that the Provisioning Wizard will include in its drop-down list box of options, from which one attribute must be chosen to facilitate the matching of Contacts with AD objects.

The Provisioning Wizard associates Contacts with AD objects by comparing the unique values of a particular AD object attribute to the unique values of a corresponding column in the SQL Server database. Where these values match, the associated Contact and AD Object are assumed to represent the same entity, and the two are therefore merged. During the wizard's run, the *Choose Your Method...* screen requires that you specify the AD attribute and the database column to use for these comparisons. The designations on that screen are accomplished by drop-down list boxes that list available options for the database column and AD attribute, respectively. The *ADML<#>* parameters define the contents of the drop-down list box for AD attributes.

The default list of available choices for the AD attribute contains 26 options, by these 26 default parameter values:

ADML0=cn	ADML13=extensionAttribute3
ADML1=mail	ADML14=extensionAttribute4
ADML2=mailNickname	ADML15=extensionAttribute5
ADML3=proxyAddresses	ADML16=extensionAttribute6
ADML4=sAMAccountName	ADML17=extensionAttribute7
ADML5=userPrincipalName	ADML18=extensionAttribute8
ADML6=targetAddress	ADML19=extensionAttribute9
ADML7=employeeNumber	ADML20=extensionAttribute10
ADML8=distinguishedName	ADML21=extensionAttribute11
ADML9=altRecipient	ADML22=extensionAttribute12
ADML10=legacyExchangeDN	ADML23=extensionAttribute13
ADML11=extensionAttribute1	ADML24=extensionAttribute14
ADML12=extensionAttribute2	ADML25=extensionAttribute15

The digit(s) appended to an *ADML<#>* key name differentiate one parameter from another. The multiple *ADML<#>* parameters need not appear in numerical order, and need not form an uninterrupted numeric sequence. But the

wizard will read only *ADML<#>* parameters whose differentiating digits are less than a value specified by a *Count* parameter in the first line of the same section. See the *Count* parameter below for more information.

```
[ActiveDirectoryMatchList]
Count=26
ADML0=cn
ADML1=mail
ADML2=mailNickname
ADML3=...
```

[ActiveDirectoryMatchList] Count=<##>

Type:	Default:	Occurs in:	New in:
integer	26	Prov	4.0.0

A limit to the number of *ADML<#>* parameters (see above) that the Provisioning Wizard will process in this section. The Wizard will read only *ADML<#>* parameters whose differentiating digits are less than the *Count* parameter value. For example, if:

```
[ActiveDirectoryMatchList]
Count=5
ADML0=cn
ADML1=mail
ADML2=mailNickname
ADML3=proxyAddresses
ADML4=sAMAccountName
ADML5=userPrincipalName
ADML6=targetAddress
```

... then the wizard will read all of the parameters except *ADML5* and *ADML6*, since *Count=5*, and neither 5 nor 6 is less than 5.

If unspecified, the *Count* parameter defaults to 26. If specified, the parameter must occur as the first line of the section, as shown above.

[ArchiveCalFolderFilter] section

[ArchiveCalFolderFilter] Count=<##>

Type:	Default:	Occurs in:
integer	10	Data Migr

A limit to the number of *Filter<#>* parameters (see below) that the Data Migration Wizard will process in this section. The Wizard will read only *Filter<#>* parameters whose differentiating digits are less than the *Count* parameter value. For example, if:

```
[ArchiveCalFolderFilter]
Count=15
Filter0=~INBOX
Filter1=~CALENDAR
Filter2=~SENT
Filter7=~ROOT
Filter8=~TASKS
Filter12=~TRASH
Filter19=~DRAFTS
```

... then the wizard will read all of the parameters except *Filter19*, since *Count=15* and $19 > 15$.

If unspecified, the *Count* parameter defaults to 10. If specified, the parameter must occur as the first line of the section, as shown above.

[ArchiveCalFolderFilter] Filter<#>=<~FolderName>

Type:	Default:	Occurs in:
string	[none]	Data Migr

Identifies a Notes source folder from which archived calendar mail will be excluded from the migration. The Data Migration Wizard discriminates between emails associated with calendar items (invitations, acceptance notifications, etc.), and other (non-calendar) emails, and can optionally exclude from the migration either type that originate from one or more designated source folders. Filter parameters in this [ArchiveCalFolderFilter] section identify the source folders from which archived calendar emails will be excluded. Other parameter sections may contain parameters to exclude other item types from certain source folders:

- [ServerCalFolderFilter] to exclude server-based calendar-associated emails.
- [ServerMailFolderFilter] to exclude server-based non-calendar emails.
- [ArchiveMailFolderFilter] to exclude archived non-calendar emails.

Within each such section, each parameter identifies a single source folder to which the filter will be applied. For example:

```
[ArchiveCalFolderFilter]
Filter0=~INBOX
```

... tells the wizard to apply the filter to the Inbox, while the section name in this example tells the wizard that the filter should exclude archived calendar emails. For each such parameter, the parameter value specifies the mailbox by prepending a tilde character to the mailbox name, as follows:

```
~INBOX: Inbox           ~ROOT: [Root Dir]
~CALENDAR: Calendar     ~TASKS: Tasks
~SENT: Sent Items       ~TRASH: Trash
~DRAFTS: Drafts
```

You may define one or more *Filter<#>* parameters within the section. The digit(s) appended to a *Filter<#>* key name differentiate one parameter from another. Multiple *Filter<#>* parameters need not appear in numerical order, and need not form an uninterrupted numeric sequence. For example, a section may contain only:

```
Filter0=~INBOX
Filter4=~SENT
Filter8=~TASKS
Filter5=~TRASH
```

But the wizard will read only *Filter<#>* parameters whose differentiating digits are less than a value specified by a *Count* parameter in the first line of the section. See the *Count* parameter above for more information.

[ArchiveData] section

[ArchiveData] MigrateCalData=<#>

Type:	Default:	Occurs in:
boolean	[GUI entry]	Data Migr

This value corresponds to a GUI element in the Data Migration Wizard: the Migrate calendar data checkbox in the Migrate archives section of the *Specify Data for Migration* screen. The Wizard writes this value to the Task Parameters from an admin's GUI entry; Quest recommends you do not manually enter or change this value except at the direction of Quest Support.

[ArchiveData] MigrateEncryptedMessages=<#>

Type:	Default:	Occurs in:	New in:
boolean	0	Data Migr	3.2

Determines whether the wizard should attempt to migrate the encrypted portions of encrypted messages in the source user archives. Typical usage is described below. This feature can also be applied to encrypted messages in the source server, by this same parameter name in the [ServerData] section of these parameters. The feature is also available for the SSDM (same parameters in the same sections, but in *notesdtapp.ini*), but in SSDM the default is 1.

The Data Migration Wizard can migrate the encrypted portion of an encrypted message only if it has the access credentials of the user who is authorized to decrypt the encrypted portion. An encrypted message also contains unencrypted portions, which the wizard can migrate in any case, even if it lacks the credentials to migrate the encrypted portion. In that case, the wizard can migrate the unencrypted portions, skip the encrypted portions, and insert text notices that the encrypted portions could not be migrated.

In most organizations, only the sender or recipient of an encrypted message is authorized to access the encrypted portion, and the wizard will not know those credentials unless the admin account running the wizard happens to be the sender or recipient of the encrypted message. It is possible, but uncommon, for an environment to be configured with broader or even universal access to the encrypted portions of encrypted messages, and in that case the wizard can freely migrate encrypted messages in their entirety. But in the more likely case where the access credentials are much more restrictive, the wizard will be unable to migrate the encrypted portions of encrypted messages.

If access credentials for encrypted messages are more restrictive, the default:

MigrateEncryptedMessages=0

... tells the wizard to not even attempt migrating the encrypted portions, but to just migrate the unencrypted portions with the substitute notice. This option may improve performance simply by eliminating a wizard function that is rarely if ever needed in that scenario. Many organizations with restrictive access credentials simply use Migrator for Notes to Exchange's SSDM to migrate encrypted messages, since the SSDM will always have the access credentials of the user who is running it.

If *MigrateEncryptedMessages=1*, the wizard will attempt to migrate the encrypted portions, and will succeed or fail depending on whether the admin account running the wizard has the necessary credentials. If it fails, the wizard will migrate the message, skip the unencrypted portions and insert the substituted notice—the same outcome as for *MigrateEncryptedMessages=0*.

This feature can also be applied to encrypted messages in the source server, by this same parameter name in the [ServerData] section of these parameters. The feature is also available for the SSDM (same parameters in the same sections, but in *notesdtapp.ini*).

A related Migrator for Notes to Exchange parameter lets you tell the wizard to skip an entire message (both encrypted and unencrypted portions) if the wizard is already configured to skip the encrypted portion (only) by *MigrateEncryptedMessages=0*. See *SkipEntireEncryptedMessage* in this same [ArchiveData] section for more information.

[ArchiveData] MigrateTaskData=<#>

Type:	Default:	Occurs in:	New in:
boolean	[GUI entry]	Data Migr	4.2.1

This value corresponds to a GUI element in the Data Migration Wizard: the **Migrate task data** checkbox in the *Migrate archives* section of the *Specify Data for Migration* screen. The Wizard writes this value to the Task Parameters from an admin's GUI entry; Quest recommends you do not manually enter or change this value except at the direction of Quest Support.

[ArchiveData] MigrateTrashFolder=<#>

Type:	Default:	Occurs in:
boolean	[GUI entry]	Data Migr

This value corresponds to a GUI element in the Data Migration Wizard: the **Migrate trash folder** checkbox in the **Migrate archives** section of the *Specify Data for Migration* screen. The Wizard writes this value to the Task Parameters from an admin's GUI entry; Quest recommends you do not manually enter or change this value except at the direction of Quest Support.

[ArchiveData] MigrateViews=<#>

Type:	Default:	Occurs in:
keyword (single digit 0,1 or 2)	0 (but the wizard initializes the value to 1)	Data Migr

Determines whether and how the Data Migration Wizard will migrate archive items that occur within Notes views. For example, *MigrateViews=1* tells the wizard to migrate items only from the first view in which they are found. Valid parameter values are:

- 0 (default): No views are migrated.
- 1: Items are migrated only from the first view in which they are found.
- 2: Items are migrated from all views in which they are found.

Note that the wizard will initialize this parameter to 1 if it is omitted from the task INI file, even though technically the program default is 1. You must explicitly include the parameter in Global Defaults or Task Parameters if you want the wizard to run with *MigrateViews=0* or *MigrateViews=2*.

[ArchiveData] SkipEntireEncryptedMessage=<#>

Type:	Default:	Occurs in:	New in:
boolean	1	Data Migr	4.6

Determines whether the Data Migration Wizard will skip entire encrypted messages (skip both encrypted and unencrypted portions) in the source user archives if the wizard is already configured to skip the encrypted portions by *MigrateEncryptedMessages=0* (also in this [ArchiveData] section). By default:

`SkipEntireEncryptedMessage=1`

... tells the wizard to skip any encrypted messages in their entirety if *MigrateEncryptedMessages=0*. This *SkipEntireEncryptedMessage* parameter is irrelevant and ignored if *MigrateEncryptedMessages=1*.

For more information about how encrypted messages are migrated, and how this *SkipEntireEncryptedMessage* parameter helps control how the wizard processes encrypted messages, see the parameter notes for the *MigrateEncryptedMessages* parameter earlier in this [ArchiveData] section.

[ArchiveData] UsePseudoRoot=<#>

Type:	Default:	Occurs in:	New in:
boolean	1	Data Migr	4.5.4

Determines whether the Data Migration Wizard will migrate archives to the primary Outlook mailbox (the main root) rather than to subfolders under a pseudo root. For example:

`UsePseudoRoot=0`

... tells the wizard to migrate archives to the top-level mailbox (without a pseudo-root folder). By default (1), the wizard migrates archives to subfolders under a pseudo root.

[ArchiveMailFolderFilter] section

[ArchiveMailFolderFilter] Count=<##>

Type:	Default:	Occurs in:
integer	10	Data Migr

A limit to the number of *Filter<#>* parameters (see below) that the Data Migration Wizard will process in this section. The Wizard will read only *Filter<#>* parameters whose differentiating digits are less than the *Count* parameter value. For example, if:

```
[ArchiveMailFolderFilter]
Count=15
Filter0=~INBOX
Filter1=~CALENDAR
Filter2=~SENT
Filter7=~ROOT
Filter8=~TASKS
Filter12=~TRASH
Filter19=~DRAFTS
```

... then the wizard will read all of the parameters except *Filter19*, since *Count=15* and $19 > 15$. If unspecified, the *Count* parameter defaults to 10. If specified, the parameter must occur as the first line of the section, as shown above.

[ArchiveMailFolderFilter] Filter<#>=<~FolderName>

Type:	Default:	Occurs in:
string	[none]	Data Migr

Identifies a Notes source folder from which archived non-calendar mail will be excluded from the migration. The Data Migration Wizard can discriminate between emails associated with calendar items (invitations, acceptance notifications, etc.), and other (non-calendar) emails, and can optionally exclude from the migration either type that originate from one or more designated source folders. Filter parameters in this [ArchiveMailFolderFilter] section identify the source folders from which archived non-calendar emails will be excluded. Other sections in this same Default Settings list may contain parameters to exclude other item types from certain source folders:

- [ServerCalFolderFilter] to exclude server-based calendar-associated emails.
- [ServerMailFolderFilter] to exclude server-based non-calendar emails.
- [ArchiveCalFolderFilter] to exclude archived calendar-associated emails.

Within each such section, each parameter identifies a single source folder to which the filter will be applied. For example:

```
[ArchiveMailFolderFilter]
Filter0=~INBOX
```

... tells the wizard to apply the filter to the Inbox, while the section name in this example tells the wizard that the filter to be applied should exclude archived mail items (non-calendar-associated emails). For each such parameter, the parameter value specifies the mailbox by prepending a tilde character to the mailbox name, as follows:

```
~INBOX: Inbox
~CALENDAR: Calendar
~SENT: Sent Items
~DRAFTS: Drafts
~ROOT: [Root Dir]
~TASKS: Tasks
~TRASH: Trash
```

You may define one or more *Filter<#>* parameters within the section. The digit(s) appended to a *Filter<#>* key name differentiate one parameter from another. Multiple *Filter<#>* parameters need not appear in numerical order, and need not form an uninterrupted numeric sequence. For example, a section may contain only:

Filter0=~INBOX
Filter4=~SENT
Filter8=~TASKS
Filter5=~TRASH

But the wizard will read only *Filter<#>* parameters whose differentiating digits are less than a value specified by a *Count* parameter (see above) in the first line of the section.

[Categories] section

These [Categories] parameters are all auto-set parameters (see [GUI-set and other “auto-set” parameters](#)) that define the Outlook categories that correspond to various English equivalents. The Setup program automatically sets these parameters to their English defaults. If a default is not correct for your locale, be sure to change it before you run the Data Migration Wizard.

[Categories] C=<LocalizedCategoryName>

Type:	Default:	Occurs in:
string	Clients	Data Migr

See the explanatory note at the beginning of this [Categories] section. The English equivalent (default) for this parameter is: *C=Clients*

[Categories] H=<LocalizedCategoryName>

Type:	Default:	Occurs in:
string	Holiday	Data Migr

See the explanatory note at the beginning of this [Categories] section. The English equivalent (default) for this parameter is: *H=Holiday*

[Categories] P=<LocalizedCategoryName>

Type:	Default:	Occurs in:
string	Projects	Data Migr

See the explanatory note at the beginning of this [Categories] section. The English equivalent (default) for this parameter is: *P=Projects*

[Categories] PC=<LocalizedCategoryName>

Type:	Default:	Occurs in:
string	Phone Calls	Data Migr

See the explanatory note at the beginning of this [Categories] section. The English equivalent (default) for this parameter is: *PC=Phone Calls*

[Categories] T=<LocalizedCategoryName>

Type:	Default:	Occurs in:
string	Travel	Data Migr

See the explanatory note at the beginning of this [Categories] section. The English equivalent (default) for this parameter is: *T=Travel*

[Categories] V=<LocalizedCategoryName>

Type:	Default:	Occurs in:
string	Vacation	Data Migr

See the explanatory note at the beginning of this [Categories] section. The English equivalent (default) for this parameter is: *V=Vacation*

[Coexistence] section

[Coexistence] CalendarViaConnector=<#>

Type:	Default:	Occurs in:	New in:
boolean	[GUI entry]	Data Migr	4.1

This value corresponds to a GUI element in the Data Migration Wizard: the Calendar Co-Existence is using radio buttons in the *Specify Mail Routing Options* screen. Quest recommends you do not manually enter or change this value except at the direction of Quest Support.

[Coexistence] MailViaConnector=<#>

Type:	Default:	Occurs in:	New in:	Option 3 added in:
keyword	[GUI entry]	Data Migr	4.1	4.3.2

This value corresponds to a GUI element in the Data Migration Wizard: the Mail Co-Existence is using radio buttons in the *Specify Mail Routing Options* screen. The parameter value is a single digit, 0, 1, 2 or 3, that determines how mail routing will be accomplished during coexistence:

- 0: mail coexistence uses SMTP
- 1: mail coexistence uses Notes Connector
- 2: mail coexistence uses Microsoft Transporter
- 3: mail coexistence uses Quest Coexistence Manager for Notes

Quest recommends you do not manually enter or change this value except at the direction of Quest Support.

[Coexistence] UsingActiveMail=<#>

Type:	Default:	Occurs in:	New in:
boolean	0	Data Migr	4.3.2

This value corresponds to a GUI element in the Data Migration Wizard: the **Using ActiveMail processing** checkbox in the *Specify Mail Routing Options* screen. A marked checkbox (*UsingActiveMail=1*) tells the wizard to in turn set another parameter (*NotesFormatPreference*, documented separately in the [Notes] section below) for "*Keep senders' format*," which is the correct setting to enable Active Mail processing via CMN. An unmarked checkbox (*UsingActiveMail=0*) tells the wizard to set *NotesFormatPreference* for its "*Prefers MIME*" option, which is the correct setting when not using ActiveMail processing.

The **Using ActiveMail processing** checkbox is available only when the **Quest Coexistence Manager for Notes** radio button has been selected to specify that mail coexistence method. If some other coexistence method is selected, the **Using ActiveMail processing** checkbox appears grayed-out (unavailable).

The Wizard writes this value to the Task Parameters depending on whether the associated checkbox is marked (1) or unmarked (0). Quest recommends you do not manually enter or change this value except at the direction of Quest Support.

[DirectoryExport] section

[DirectoryExport] AllowFullMailboxAddresses=<#>

Type:	Default:	Occurs in:	New in:
boolean	0	Dir Exp	4.11

Determines whether the Directory Export Wizard will (1) or will not (0) support other forms of SMTP addresses for distribution group members in addition to the "bare" SMTP addresses (e.g., *user@sitraka.com*). For example:

```
[DirectoryExport]
AllowFullMailboxAddresses=1
```

... tells the wizard to also accept SMTP addresses for distribution group members in either of these forms:

```
Display Name <user@sitraka.com>
\"Display Name\" <user@sitraka.com>
```

[DirectoryExport] CreateTsvForSkippedDuplicates=<#>

Type:	Default:	Occurs in:	New in:
boolean	1	Dir Exp	4.7

Determines whether the Directory Export Wizard will create a TSV file to capture data for Notes objects that the wizard skips due to conflicting (duplicate) primary SMTP addresses. The admin can then use the TSV file to script and/or otherwise guide corrections to data in the Migrator for Notes to Exchange database. Note that Migrator for Notes to Exchange skips such objects in any case; this parameter controls only whether the wizard will generate a TSV file for the skipped object data.

[DirectoryExport] GenerateAliases=<#>

Type:	Default:	Occurs in:	New in:
boolean	1	Dir Exp	4.1.5

Determines whether the Directory Export Wizard will extract users' Internet aliases from the Domino server and insert them into the *TargetAliases* column of the exported data tables. For example:

```
GenerateAliases=0
```

... disables this feature (otherwise enabled by default), which tells the wizard to generate only a *TargetAddress* (primary SMTP address), but no *TargetAliases* (secondary SMTP addresses). If the *TargetAliases* column is populated (either by *GenerateAliases=1* or manually), the Data Migration Wizard will load the aliases into Active Directory as it mailbox-enables Exchange accounts.

[DirectoryExport] KeepMailAddressDN=<#>

Type:	Default:	Occurs in:	New in:
boolean	1	Dir Exp	4.9

Determines whether the wizard will (1) or will not (0) extract objects with a Notes canonical forwarding address set to forward to another user.

[DirectoryExport] NoSummary=<#>

Type:	Default:	Occurs in:	New in:
boolean	0	Dir Exp	4.2.1

Determines which of two methods the Directory Export Wizard will use for NSF queries. This parameter lets you configure the wizard to be more "forgiving" if it encounters a rare *Field is too large* error that can occur when querying certain unreadable NSF files. By the default method (*NoSummary=0*), the error would prevent the wizard from retrieving data from the remaining Notes source documents, and the export would fail. But:

NoSummary=1

... tells the wizard to open all Notes object records one at a time, rather than opening all non-group object records at once to facilitate a continuous stream of data from all open records. Quest recommends you leave this feature off (*NoSummary=0*) unless you have encountered the *Field is too large* error, since program performance is likely to suffer (perhaps dramatically) if the wizard has to open and close many object records individually.

In either case, the wizard reports any such error in its log file, but if *NoSummary=1* the wizard will then ignore the error and resume reading the remaining source data.

[DirectoryExport] SkipCatalogSearch=<#>

Type:	Default:	Occurs in:	New in:
boolean	0	Dir Exp	4.1.5

Determines whether the wizard will suppress Domino catalog lookups during the export process, but still leave all other data sources online. This is an alternative to a completely offline migration, and may improve performance in some environments. For example:

SkipCatalogSearch=1

... tells the wizard to enable the feature, to suppress Domino catalog lookups. The default (*SkipCatalogSearch=0*) leaves this option disabled.

[DirectoryExport] SkipGroupMembers=<#>

Type:	Default:	Occurs in:	New in:
boolean	0	Dir Exp	4.1.5

Determines whether the Directory Export Wizard will export or skip group member information. For example:

SkipGroupMembers=1

... tells the wizard to skip (not export) group member information.

[DirectoryExport] WriteToBulkDirectory=<#>

Type:	Default:	Occurs in:	New in:
boolean	1	Dir Exp	4.5.1

Determines whether the Directory Export Wizard will write export data directly to the Bulk Import folder rather than to the temp directory, which yields significant performance improvements in many environments. If that newer method is unsuitable to your configuration, this boolean program parameter lets you revert to the prior method. For example:

WriteToBulkDirectory=0

... tells the wizard to use the older method. Quest recommends this setting if the bulk directory is not located on the migration server or if the admin's migration server is running Windows XP.

[ErrorsToIgnore] section

[ErrorsToIgnore] Error<#>=[#####-###-###-#####]

Type:	Default:	Occurs in:
string	[none]	NMM, AD Grps, Prov, Collection, Dir Exp, Data Loc, NABs Disc, Doms Disc, Data Migr, PAB Replic, Usr Stats, Log Vwr, Q Sched

Each *Error<#>* parameter identifies a single particular runtime error that the wizard or program should ignore when documenting its activities and outcomes in its log file. Each parameter value:

- Must conform to the form shown here, consisting entirely of digits and hyphens enclosed within square brackets: [#####-###-###-#####].
- Must be the full, exact string of a single defined error code (no wildcard characters or substrings).

For example:

```
[ErrorsToIgnore]
Error0=[1465-32-4-00000000]
Error1=[7442-1-155-80072035]
Error2=[1400-31-108-00000000]
```

The digit(s) appended to an *Error<#>* key name arbitrarily differentiate one parameter from another. Multiple *Error<#>* parameters need not appear in numerical order, need not form an uninterrupted numeric sequence, and need not begin at 0. But the wizard will read only *Error<#>* parameters whose differentiating digits are within the range 0-99 inclusive.

[Exchange] section

[Exchange] AddOnlineMeetingUrlScheme=<#>

Type:	Default:	Occurs in:
keyword (single digit 0, 1 or 2)	0	Data Migr

Permits prepending an http scheme to migrated online meeting URLs. The parameter value is a single-digit keyword that specifies which string, if any, to prepend to the URL:

- 0: prepend nothing
- 1: prepend *http://* if there is no http or https scheme
- 2: prepend *https://* if there is no http or https scheme

By default (*AddOnlineMeetingUrlScheme=0*), Migrator for Notes to Exchange prepends nothing to the URL.

[Exchange] AddressListName=<NameOfList>

Type:	Default:	Occurs in:	New in:
string	All Users	Data Migr	4.1.5

Specifies the name of the identity parameter for the *UpdateAddressList* cmdlet, which the wizard will run after mailbox-enabling a collection if *UpdateAddressList=1* (also in this [Exchange] section). See the *UpdateAddressList* parameter description for more information.

[Exchange] AddressPolicyName=<NameOfPolicy>

Type:	Default:	Occurs in:	New in:
string	Default Policy	Data Migr	4.1.5

Specifies the name of the identity parameter for the *UpdateEmailAddressPolicy* PowerShell cmdlet, which the wizard runs when mailbox-enabling a collection if *UpdateEmailAddressPolicy=1* (also in this [Exchange] section). See the *UpdateEmailAddressPolicy* parameter description for more information.

[Exchange] AdminAcctPoolFirstAccountSeq=<####>

Type:	Default:	Occurs in:	New in:
integer	1001	Data Migr, for Office 365 migrations only	4.9

Associated with Migrator for Notes to Exchange's Admin Account Pool features (see the chapter "Office 365 Admin Account Pool utility" in the Migrator for Notes to Exchange *Administration Guide*), this parameter specifies the number to assign to the first of a series of Admin Account Pool accounts grouped under the name specified by the *AdminAcctPoolRoleGroupName* parameter below.

[Exchange] AdminAcctPoolRoleGroupName=<GroupName>

Type:	Default:	Occurs in:	New in:
string	Notes Migrator Admins Role Group	Data Migr	4.9

Associated with MNE's Admin Account Pool features (see the chapter "Office 365 Admin Account Pool utility" in the *MNE Administration Guide*), this parameter specifies the name of an Admin Role Group used to assign administration roles to the accounts in the Admin Account Pool. If the role group does not exist, the Office 365 Admin Account Pool utility creates the group and assigns the following roles to the group:

- ApplicationImpersonation
- Mail Recipients
- Mail Recipient Creation
- Distribution Groups

[Exchange] AdminDomain=<WinDomain>

Type:	Default:	Occurs in:
string	[none]	NMM, Data Migr

This value corresponds to a GUI element in the Notes Migration Manager: the Administrator user domain text box in the *Exchange Server Configuration* screen. The program writes this value to the Task Parameters from an admin's GUI entry; Quest recommends you do not manually enter or change this value except at the direction of Quest Support.

The parameter value documents the Windows domain required for the administrator's MAPI profile. This field is required for silent-mode operation. For example:

```
AdminDomain=sumptin.com
```

[Exchange] AdminMailbox=<AlphanumString>

Type:	Default:	Occurs in:
string	[none]	NMM, Data Migr

This value corresponds to a GUI element in the Notes Migration Manager: the Administrator SMTP address text box in the *Exchange Server Configuration* screen. The program writes this value to the Task Parameters from an

admin's GUI entry; Quest recommends you do not manually enter or change this value except at the direction of Quest Support.

[Exchange] AdminPassword=<WinPassword>

Type:	Default:	Occurs in:
string	[none]	NMM, Data Migr

This value corresponds to a GUI element in the Notes Migration Manager: the Administrator password text box in the *Exchange Server Configuration* screen. The program writes this value to the Task Parameters from an admin's GUI entry; Quest recommends you do not manually enter or change this value except at the direction of Quest Support.

The parameter value documents the Windows password required for the administrator's MAPI profile. This field is required for silent-mode operation. For example:

```
AdminPassword=Malcolm1863
```

[Exchange] AdminProfile=<AlphanumericString>

Occurs in: Data Migr. This is an internal scratch parameter (see [Transient "scratch" parameters](#)).

[Exchange] AdminUsername=<WinUsername>

Type:	Default:	Occurs in:
string	[none]	NMM, Data Migr

This value corresponds to a GUI element in the Notes Migration Manager: the Administrator user name text box in the *Exchange Server Configuration* screen. The program writes this value to the Task Parameters from an admin's GUI entry; Quest recommends you do not manually enter or change this value except at the direction of Quest Support.

The parameter value documents the Windows username required for the administrator's MAPI profile. This field is required for silent-mode operation. For example:

```
AdminUsername=WilburBurns
```

[Exchange] AllowExternalOOF=<#>

Type:	Default:	Occurs in:	New in:
keyword (single digit 0, 1 or 2)	0	Data Migr	4.14.1

This parameter works in conjunction with [\[ServerData\] OOF](#) which controls if out-of-office messages are migrated from Notes. By default, [\[ServerData\] OOF](#) is set to 0, meaning out-of-office messages are not migrated. When [\[ServerData\] OOF=1](#), then [\[Exchange\] AllowExternalOOF](#) and its assigned value is applied.

Valid values are the following single-digit integers:

0 (default): Automatic Replies are not sent to any external senders. Equivalent to disable external auto reply.

1: Automatic Replies are sent only to external senders that are specified in the Contact list of the mailbox. Equivalent to my contacts only.

2: Automatic Replies are sent to all external senders. Equivalent to anyone outside my organization.

If the value is set to anything but 0, 1 or 2, then the setting defaults to 0.

[Exchange] AllowHTMLCalendarBodies=<#>

Type:	Default:	Occurs in:	New in:
boolean	1	Data Migr	4.4.1

Determines whether HTML information in the Description field of calendar appointments and tasks will migrate. The default:

AllowHTMLCalendarBodies=1

... tells the wizard to migrate such information. The feature can be disabled by *AllowHTMLCalendarBodies=0*.

[Exchange] AlwaysDoForwarding=<#>

Type:	Default:	Occurs in:	New in:
keyword (single digit 0, 1 or 2)	[GUI entry]	Data Migr	4.1

This value corresponds to a GUI element in the Data Migration Wizard: the **Overwrite existing mail forwarding address** radio buttons in the *Specify Exchange to Notes Mail Forwarding Settings* screen. Quest recommends you do not manually enter or change this value except at the direction of Quest Support. The parameter value tells the wizard whether to set, update or remove mail forwarding, per the admin's instructions in other program entries, even if the wizard detects an existing forwarding address or rule already in place for a particular user. Valid values are single-digit integer:

0 (default): The Wizard will not set, update or remove existing forwarding unless the new forwarding domain matches the domain of the existing forwarding address—a precaution to prevent the inadvertent overwriting or removal of existing forwarding rules that have nothing to do with migration.

1: The Wizard will always change any existing forwarding, regardless of the existing forwarding address.

2: The Wizard will never change any existing forwarding.

[Exchange] AlwaysRmvForwarding=<#>

Type:	Default:	Occurs in:	New in:
boolean	[GUI entry]	Data Migr	4.1

This value corresponds to a GUI element in the Data Migration Wizard: the **Remove existing forwarding address** radio buttons in the *Specify Remove Exchange Forwarding Settings* screen. Quest recommends you do not manually enter or change this value except at the direction of Quest Support. The boolean parameter value tells the wizard whether it should refrain from removing an existing forwarding address or rule in Exchange if its domain does not match a *ForwardingDomain* parameter value (also in this [Exchange] section, and also derived from a GUI entry in the same screen):

0: Remove forwarding only if domain matches.

1: Always remove forwarding, regardless of domain.

[Exchange] AlwaysUseDefaults=<#>

Type:	Default:	Occurs in:
boolean	0	NMM, AD Grps, Prov, Data Migr

This value corresponds to a GUI element in the Notes Migration Manager: the **Always use these values** checkbox in the *Exchange Server Configuration* screen. The value determines whether the wizards that need this information will always use the access credentials entered into the corresponding *AD Configuration* screen. For example, if:

AlwaysUseDefaults=1

... a wizard will skip the screen that requests this information, saving the admin the trouble of having to reenter the values and manually dismiss the screen. By default (*AlwaysUseDefaults=0*), the wizard will take the values

entered in Notes Migration Manager as its defaults, but will display the screen to offer the option of accepting or changing the default credentials.

[Exchange] AppendSMTPAddressToContactsDisplayName=<#>

Type:	Default:	Occurs in:
boolean	0	Data Migr

Tells the wizard whether to automatically write the display names of Notes' email 2 and email 3 in the form Display Name (SMTP Address)— e.g., Joe Example (joeex@email.com). This feature, intended to make type-ahead easier to use, is off (0) by default, but can be enabled by:

```
AppendSMTPAddressToContactsDisplayName=1
```

[Exchange] ArchiveResolveAttendees=<#>

Type:	Default:	Occurs in:
boolean	1	Data Migr

Tells the Data Migration Wizard whether to look up SMTP addresses in user archives in the Exchange GAL, to get Exchange addresses — e.g., so free-busy lookups will succeed. This feature is enabled by default, but can be disabled by setting the parameter to 0. For example, to migrate data to PST files without connecting to the Exchange server, set:

```
ArchiveResolveAttendees=0
ServerMailResolveAttendees=0
```

... and also, in the [General] section:

```
[General]
PABDest=PST
ServerMailDest=PST
Type=PST
PublicDelegates=0
```

[Exchange] AuthMechanismType=<keyword>

Type:	Default:	Occurs in:	New in:
keyword	kerberos	Data Migr, Prov	4.4

Determines an authentication mechanism for remote PowerShell calls by Migrator for Notes to Exchange applications. The default is kerberos, but you may specify another method by entering the name as the keyword parameter value (case-insensitive). The valid keyword values are:

```
basic          default      kerberos     negotiateWithImplicitCredential
credssp       digest      negotiate
```

These options are defined in [this Microsoft link](#).

[Exchange] CalMaxRecurrenceFix=<#>

Type:	Default:	Occurs in:	New in:
keyword (single digit 0, 1 or 2)	0	Data Migr	4.3

Specifies the method the wizard should use to process a recurring meeting series that contains more occurrences in Notes than the 999 maximum allowed by Exchange. Without this new control, attempts to migrate such meetings to Exchange 2010 would fail when the number of recurring instances exceeded the Exchange maximum. For example:

[Exchange]
CalMaxRecurrenceFix=1

... tells the wizard to convert the item to a recurring series with no end date, which migrates cleanly.

The parameter value is a keyword that must be one of these single digits:

0 (default): The item is migrated as-is. (Migration to Exchange 2010 will fail for series with > 999 occurrences.)

1: Wizard converts the item to a recurring series with no end date, which migrates cleanly.

2: Wizard converts the item to a recurring series with 999 occurrences (the Exchange maximum).

A migrated appointment will appear in Outlook with the same number of occurrences as in Notes, until the recurrence pattern is edited by the user, at which time it will assume the option set by this parameter.

[Exchange] ClientAccessServer=<ServerName>

Type:	Default:	Occurs in:
string	[none]	Data Migr

Specifies the main Exchange Server used to perform all mail server operations. This value corresponds to a GUI element in the Notes Migration Manager: the Exchange CAS for Remote PowerShell configuration (for Exchange 2010) and Mailbox Server (for Exchange 2013 or later). The value used for this item depends on the target Exchange version:

- Exchange 2010: The value should be an Exchange server with the client-access (CAS) role installed.
- Exchange 2013 or later: The value should be an Exchange server with the mailbox role installed.

The feature is enabled/disabled, and the server name is set, by:

ClientAccessServer=<ServerName>

To use this feature, enter the name of the Exchange server as the parameter value. If the wizard cannot communicate with the named server, it will default to the value used in the **[Exchange] Server** item. That default behavior also prevails if the parameter value is left empty, or if the entire parameter is simply omitted. The value is written to the Task Parameters from an admin's GUI entry. As this value is set via a GUI element, Quest recommends you do not manually enter or change this value except at the direction of Quest Support.

[Exchange] CreateMailbox=<#>

Type:	Default:	Occurs in:	New in:
boolean	[GUI entry]	Data Migr	4.1

This value corresponds to a GUI element in the Data Migration Wizard: the **Mailbox-enable ... accounts** checkbox in the *Operations* screen. The Wizard writes this value to the Task Parameters from an admin's GUI entry; Quest recommends you do not manually enter or change this value except at the direction of Quest Support.

[Exchange] DeleteAutocompleteMessages=<#>

Type:	Default:	Occurs in:
boolean	0	Data Migr

Determines whether the wizard will delete the IPM.Configuration.AutoComplete message from the Inbox at the end of its data migration run. The AutoCompletion configuration message holds the cache of recently mailed-to users, but will cause errors in Outlook if the auto-completion lookup tables are corrupted—in which case Outlook will mistakenly tell users that valid addresses are invalid. The feature is off by default (*DeleteAutocompleteMessages=0*), but can be enabled by setting: *DeleteAutocompleteMessages=1*

[Exchange] DirSyncEnableRemoteMailbox=<#>

Type:	Default:	Occurs in:	New in:
boolean	0	Data Migr	4.7

This parameter and another (*LocalExchangeFederationServer*, also in this [Exchange] section) together support hybrid Office 365 migration (O365 provisioned by a local proprietary AD) with a local Exchange server and remote mailboxes (on O365) for some or most users. *DirSyncEnableRemoteMailbox* is a boolean parameter that, when enabled (1), tells the Data Migration Wizard to read the *LocalExchangeFederationServer* value to remote-mailbox-enable each principal provisioned during AD prep on the local Exchange. This feature therefore requires a valid FQDN value for *LocalExchangeFederationServer*, as described in that parameter entry below.

Note that this remote-mailbox-creation feature in preparing AD for AD sync does not support any settings associated with regular mailbox creation. For example, [Exchange] *EmailAddressPolicyEnabled* is not supported.

[Exchange] DoNotUseAutodiscover=<#>

Type:	Default:	Occurs in:	New in:
boolean	0	NMM	4.13

When the target version is Office365, MNE uses the Exchange Autodiscover service to determine what back end Exchange server is to be contacted. Though not recommended, you can override this function and explicitly define the two pieces of information that are normally returned by Autodiscover.

If you activate this configuration item (by adding the configuration item with a value of 1), you must fully define the following configuration items:

```
[Exchange] Server=<ServerSpecification>
[Exchange] RPCProxyServerURL=<ServerURL>
```

Unless all three of these configuration items are specified, MNE will continue to use Autodiscover and potentially overwrite data in these items.

NOTE: Close the Migration Manager console before changing this configuration item.

NOTE: Under some circumstances, such as use of the Always Use Default function, values specified for these configuration items in LocalSettings can override values specified here. Therefore, whenever any of these items are defined or changed in Global Defaults, corresponding values in LocalSettings should be cleared.

[Exchange] DoRmvForwarding=<#>

Type:	Default:	Occurs in:	New in:
boolean	[GUI entry]	Data Migr	4.1

This value corresponds to a GUI element in the Data Migration Wizard: the Remove mail Forwarding address checkbox in the *Specify Remove Exchange Forwarding Settings* screen. Quest recommends you do not manually enter or change this value except at the direction of Quest Support.

[Exchange] DoSetForwarding=<#>

Type:	Default:	Occurs in:	New in:
boolean	[GUI entry]	Data Migr	4.1

This value corresponds to a GUI element in the Data Migration Wizard: the Set Mail Forwarding address checkbox in the *Specify Exchange to Notes Mail Forwarding Settings* screen. Quest recommends you do not manually enter or change this value except at the direction of Quest Support.

[Exchange] DoShowRmvForwarding=<#>

Type:	Default:	Occurs in:	New in:
boolean	[GUI entry]	Data Migr	4.1

This value corresponds to GUI elements in the *Specify Mail Routing Options* screen of the Data Migration Wizard: the **Notes** vs. **Exchange** radio buttons under **All new mail ... will be delivered to**. The Wizard automatically sets the values of this and three other related parameters (shown below) according to the admin's radio-button choice, to tell the wizard which mail-routing screens to display in the current run. This *DoShowRmvForwarding* value in the [Exchange] section determines whether the wizard will (1) or will not (0) display its *Specify Remove Exchange Forwarding Settings* screen. The full set of related parameters, and how they are set:

If Notes destination is selected:	If Exchange destination is selected:
[Exchange] DoShowSetForwarding=1 DoShowRmvForwarding=0	[Exchange] DoShowSetForwarding=0 DoShowRmvForwarding=1
[Notes] DoShowSetForwarding=0 DoShowRmvForwarding=1	[Notes] DoShowSetForwarding=1 DoShowRmvForwarding=0

Quest recommends you do not manually enter or change these parameter values except at the direction of Quest Support.

[Exchange] DoShowSetForwarding=<#>

Type:	Default:	Occurs in:	New in:
boolean	[GUI entry]	Data Migr	4.1

This value corresponds to GUI elements in the *Specify Mail Routing Options* screen of the Data Migration Wizard: the **Notes** vs. **Exchange** radio buttons under **All new mail ... will be delivered to**. The Wizard automatically sets the values of this and three other related parameters (shown below) according to the admin's radio-button choice, to tell the wizard which mail-routing screens to display in the current run. This *DoShowSetForwarding* value in the [Exchange] section determines whether the wizard will (1) or will not (0) display its *Specify Exchange to Notes Mail Forwarding Settings* screen. The full set of related parameters, and how they are set:

If Notes destination is selected:	If Exchange destination is selected:
[Exchange] DoShowSetForwarding=1 DoShowRmvForwarding=0	[Exchange] DoShowSetForwarding=0 DoShowRmvForwarding=1
[Notes] DoShowSetForwarding=0 DoShowRmvForwarding=1	[Notes] DoShowSetForwarding=1 DoShowRmvForwarding=0

Quest recommends you do not manually enter or change these values except at the direction of Quest Support.

[Exchange] EmailAddressPolicyEnabled=<#>

Type:	Default:	Occurs in:	New in:
boolean	1	Data Migr	4.4.2

Determines whether the wizard should, after mailbox-creation, set the newly created mailboxes to Automatically update e-mail addresses based on e-mail address policy. This is an Exchange feature offered in the Exchange Management Console, as a checkbox on the *E-Mail Addresses* tab of the *Data Properties* for each mailbox. This Migrator for Notes to Exchange parameter specifies whether the wizard should automatically enable or disable that Exchange feature during mailbox-creation. For example, the default:

EmailAddressPolicyEnabled=1

... tells the wizard to enable the Exchange automatic-update feature (mark the Exchange checkbox). To disable the Exchange feature (unmark the Exchange checkbox), set *EmailAddressPolicyEnabled=0*. **Note:** When mailbox-enabling, make sure the setting for this *EmailAddressPolicyEnabled* parameter matches the setting for [ActiveDirectory] *SetRecipPolicy*.

[Exchange] EnableRemoteMailboxArchive=<#>

Type:	Default:	Occurs in:	New in:
boolean	0	Data Migr	4.7

Determines whether the Data Migration Wizard will create mailbox archives in a hybrid Office 365 scenario (O365 provisioned by a local proprietary AD) when mailbox-enabling the remote mailboxes (on O365). The feature can be enabled by *EnableRemoteMailboxArchive=1*, but only if remote mailbox-enabling is also enabled for this scenario by *DirSyncEnableRemoteMailbox* (also in this [Exchange] section, described separately above).

[Exchange] EncryptedItemCategory=<CategoryName>

Type:	Default:	Occurs in:	New in:
string	[null]	Data Migr	4.7

Enables or disables the feature to designate all migrating encrypted items as a particular Outlook category, which makes it possible to identify encrypted items in Outlook by a category search. The parameter value is a string that names the Outlook category. The feature is disabled by setting the parameter value to null or omitting the parameter altogether. The parameter is omitted by default.

[Exchange] ExtractEmbeddedImages=<#>

Type:	Default:	Occurs in:	New in:
boolean	1	Data Migr	4.11

Enables or disables the option of extracting images from Notes messages and replacing them with OLE Device Independent Bitmap object attachments. This option makes images renderable in both OWA and the Office web client, and also improves image compression by a factor of two. The feature is enabled by default (1), or set *ExtractEmbeddedImages=0* to disable it.

[Exchange] ForwardingAddress=<value>

Occurs in: Data Migr. This is an internal scratch parameter (see [Transient “scratch” parameters](#)).

[Exchange] ForwardingDomain=<DomainName>

Type:	Default:	Occurs in:	New in:
string	[GUI entry]	Data Migr	4.1

This value corresponds to two GUI elements in the Data Migration Wizard: the **Forwarding mail domain** text box in the *Specify Exchange to Notes Mail Forwarding Settings* screen, and the **Forwarding mail domain** text box in the *Specify Remove Exchange Forwarding Settings* screen. Quest recommends you do not manually enter or change this value except at the direction of Quest Support.

[Exchange] FreeBusyDays=<#>

Type:	Default:	Occurs in:	New in:
integer	62	Data Migr	4.1.4

Defines a time period, in days, for which the wizard will tell Outlook to calculate users' free-busy data upon migration of each user's calendar items. The defined period begins at the current system time minus 24 hours, and continues through a number of days equal to the parameter value plus 1. For example:

FreeBusyDays=91

... will tell Migrator for Notes to Exchange to calculate only 91 days ahead when looking for calendar conflicts upon migration. If unspecified, this value defaults to 62 days.

[Exchange] FwdAddrDelim=<x>

Type:	Default:	Occurs in:
string	. [period character]	Data Migr

Specifies the character used to delimit the elements of Exchange-to-Notes forwarding addresses, when the Data Migration Wizard composes forwarding addresses. For example:

FwdAddrDelim=,

... tells the wizard to use a comma to delimit the elements of the forwarding address. By default, the wizard uses a period as the delimiter.

[Exchange] FwdAttrField=<ValidKeyword>

Type:	Default:	Occurs in:	New in:
keyword	TargetAddress	Data Migr	4.1

This value corresponds to a GUI element in the Data Migration Wizard: the **Build address from** drop-down list box in the *Specify Exchange to Notes Mail Forwarding Settings* screen. Quest recommends you do not manually enter or change this value except at the direction of Quest Support. The parameter specifies the method by which the Data Migration Wizard will compose forwarding addresses from Exchange to Notes. For example:

FwdAttrField=SourceAddress

... specifies the *SourceAddress* method, as described below. By default the wizard will use the *TargetAddress* method, which also is the method used in pre-3.1 versions of the program. The three valid parameter values are:

- **TargetAddress** (default): The left-hand side (LHS) of the *TargetAddress* column in the data table becomes the LHS of the forwarding address, to which the wizard appends the **Forwarding Domain** specified in the user interface during the program run.
- **SourceAddress**: The *SourceAddress* column in the data table becomes the left-hand side (LHS) of the forwarding address, to which the wizard appends the **Forwarding Domain** specified in the user interface during the program run.
- **ForwardingAddress**: The *ForwardingAddress* column in the data table becomes the forwarding address.

For the *TargetAddress* and *SourceAddress* options the delimiter character is usually a "dot" (period), but is configurable by the *FwdAddrDelim* parameter in this same [Exchange] section.

[Exchange] GrantResourceOwnerFullAccess=<#>

Type:	Default:	Occurs in:	New in:
boolean	0	Data Migr	4.7

Determines whether the Data Migration Wizard will add resource-owner permissions to resource delegates in Exchange who are migrating from Notes via the *MigrateResourceDelegation* parameter (also in this [Exchange] section, see below). This feature is off (0) by default. To add resource-owner permissions to migrating resource delegates, set *GrantResourceOwnerFullAccess=1*.

Note: This feature requires *MigrateResourceDelegation=1*, as described in that separate entry below. The Wizard will ignore this *GrantResourceOwnerFullAccess* parameter if *MigrateResourceDelegation=0*.

[Exchange] HostedDomain=<DomainName>

Type:	Default:	Occurs in:
boolean	[none]	NMM

This value corresponds to a GUI element in the Notes Migration Manager's *Exchange Server Configuration* screen: the Office 365 User domain drop-down list, used to specify the Office 365 domain that should be used to compose users' Microsoft Online Services ID (logon names and email addresses). The program writes this value to the Task Parameters based on an admin's GUI entry; Quest recommends you do not manually enter or change this value except at the direction of Quest Support. The program loads this drop-down list with domains registered in Office 365 for the admin credentials entered elsewhere on the same screen. The Office 365 User domain specified here will be the portion of each user's email address that follows the @ symbol. The left-hand-side of each user's ID will be his/her User ID from Migrator for Notes to Exchange's SQL database.

[Exchange] LocalExchangeFederationServer=<LocalExchangeFQDN>

Type:	Default:	Occurs in:	New in:
string	[null]	Data Migr	4.7

This parameter and another (*DirSyncEnableRemoteMailbox*, also in this [Exchange] section) together support hybrid Office 365 migration (O365 provisioned by a local proprietary AD) with a local Exchange server and remote mailboxes (on O365) for some or most users. This *LocalExchangeFederationServer* value is a string for the FQDN of your local Exchange, which the program will need if *DirSyncEnableRemoteMailbox=1* to remote-mailbox-enable each principal provisioned during AD prep on the local Exchange.

AD credentials are used for this feature because Migrator for Notes to Exchange does not ask for separate credentials for the local Exchange. The AD admin must therefore be a member of Organization Management to run *EnableRemoteMailbox* on the local Exchange.

[Exchange] MAPIErrorsToRetry=<#####>

Type:	Default:	Occurs in:	New in:
string	80040115,80040125	Data Migr	4.6

Specifies one or more MAPI error codes for the *MessageRetry* feature, as described below for the *MessageRetryCount* parameter.

[Exchange] MaxExceptionsPerMessage=<##>

Type:	Default:	Occurs in:	New in:
integer	200	Data Migr	4.5

Recurring-meeting messages from Notes with more than 255 attachments are divided into individual meetings in Exchange, according to the setting for this parameter. The value of this parameter represents the maximum number of attachments the wizard may encounter before creating a new meeting. The Wizard will create as many meetings as necessary to migrate the complete series with no more than the specified number of exceptions. For example:

MaxExceptionsPerMessage=200

... tells the wizard to create as many meetings as necessary to migrate the series with no more than 200 exceptions per message.

[Exchange] MessageRetryCount=<#>

Type:	Default:	Occurs in:	New in:
integer	2	Data Migr	4.6

Determines the maximum number of times that Migrator for Notes to Exchange's Data Migration Wizard will retry data transmissions to the Exchange server when issues occur. In some environments, MAPI communications/connectivity can occasionally be interrupted, which may lead to incomplete migration results. This *MessageRetryCount* parameter is used in conjunction with two other parameters (described in separate entries above and below) to control retries of transmissions to AD:

```
MessageRetryCount=<#>
MessageRetryWait=<##>
MAPIErrorsToRetry=<#####>
```

The *MessageRetryCount* parameter tells the wizard how many times to retry the MAPI call, at intervals specified by the *MessageRetryWait* parameter, when encountering the error(s) specified by *MAPIErrorsToRetry*. (In most cases, the default error 80040115 alone should be sufficient, but you can define multiple error codes by separating them with commas.) For example, the defaults:

```
MessageRetryCount=2
MessageRetryWait=30
MAPIErrorsToRetry=80040115,80040125
```

... tell the wizard to retry a MAPI call that returns the error 80040115 or 8004125, to a maximum of two attempts at 30-second intervals. If the error persists through all retry attempts, the wizard will note the error in the log, skip the current message property or element, and move on to process the next item. Depending on the **Log level** setting (on the *Specify Run Information* screen), retry attempts may appear in the logs with no other documented error or warning.

[Exchange] MessageRetryWait=<##>

Type:	Default:	Occurs in:	New in:
integer	30	Data Migr	4.6

Sets the interval (in seconds) between retry attempts for the *MessageRetry* feature as described above for the *MessageRetryCount* parameter.

[Exchange] MigrateDeletedItemsToOtherFolders=<#>

Type:	Default:	Occurs in:	New in:
boolean	0	Data Migr	4.6

Determines whether the Data Migration Wizard will migrate a Notes document that appears in the Trash view if it also appears in some other Notes view. By default:

```
MigrateDeletedItemsToOtherFolders=0
```

... tells the wizard to skip such messages. The alternative (1) tells the wizard to always migrate Notes documents to their corresponding Exchange folders, even if they also appear in the Notes trash view.

[Exchange] MigrateMailInDBOwner=<#>

Type:	Default:	Occurs in:	New in:
boolean	1	Data Migr	4.7

Determines whether the Data Migration Wizard will migrate the identities of mail-in database owners when it migrates mail-in DBs. The Directory Export Wizard captures these owner identities to Migrator for Notes to Exchange's SQL database in any case, but the migration of the identities to Exchange is an option that is enabled or disabled by this boolean program parameter.

By default (*MigrateMailInDBOwner=1*), the wizard will migrate the identities of mail-in DB owners. To disable this feature, set *MigrateMailInDBOwner=0*.

[Exchange] MigrateMeetingFYIAsResource=<#>

Type:	Default:	Occurs in:	New in:
boolean	1	Data Migr	4.13

Determines whether MNE will migrate the FYI attendees of a Notes meeting to the *bcc* field in Exchange, where they will appear as Resources, instead of to the *cc* field. This option keeps FYI attendees hidden if the organizer later changes the meeting, since Exchange sends notifications of such changes, and those notices would otherwise disclose the FYI attendees as *Optional Attendees*.

By default (*MigrateMeetingFYIAsResource=1*), MNE migrates FYI attendees of a Notes meeting to the *bcc* field in Exchange. You can disable the feature (0) to make MNE migrate FYI attendees to the *cc* field.

[Exchange] MigrateResourceDelegation=<#>

Type:	Default:	Occurs in:	New in:
boolean	0	Data Migr	4.7

Determines whether the Data Migration Wizard, when it migrates resources, will migrate their designated owners and authorized managers, and Notes' *Owner Restrictions* settings. The Directory Export Wizard captures this information in any case, but its migration to Exchange is an option that is enabled or disabled by this boolean program parameter.

This feature is off by default (*MigrateResourceDelegation=0*). To migrate the identities of resource owners and managers, and the associated resource-management access behaviors, set *MigrateResourceDelegation=1*.

What Notes calls a resource owner actually corresponds closely to what Exchange calls a delegate, and Migrator for Notes to Exchange migrates Notes' resource owners and behaviors on that basis. A table in the Migrator for Notes to Exchange *Pre-Migration Planning Guide* (in chapter 3, see *Migrating Resources*) shows how Notes' *Owner Restrictions* are mapped to resource behaviors in Exchange.

Another Migrator for Notes to Exchange parameter (also in this [Exchange] section, see *GrantResourceOwnerFullAccess* above) lets you also optionally add resource-owner permissions to migrated resource delegates in Exchange.

[Exchange] NoServer=<#>

Type:	Default:	Occurs in:
boolean	[GUI entry]	Data Migr

This value corresponds to a GUI element in the Data Migration Wizard: the **Do not connect to an Exchange server** checkbox in the *Select Destination Exchange Server* screen. The Wizard writes this value to the Task Parameters from an admin's GUI entry; Quest recommends you do not manually enter or change this value except at the direction of Quest Support.

[Exchange] O365AccountSkuld=<YOUR_TENANT_NAME:SKU_PART_NUMBER>

Type:	Default:	Occurs in:	New in:
string	[none]	Data Migr	4.7

Specifies a single Office 365 account SKU that the Data Migration Wizard should use when licensing end users for O365. If the wizard's licensing feature returns a *Multiple AccountSkus* error (in the log), then the wizard has detected multiple accounts and you must specify just one to use for this feature. This parameter is required in that case, but is unnecessary if you have only one O365 account SKU. If you do get the *Multiple AccountSkus* error, you can run the *Get-MsolAccountSku* cmdlet to retrieve the *AccountSkulds* for all valid licenses. Then review the

list to determine the appropriate SKU for the current licensing operation, and specify that license in this parameter: `O365AccountSkuld=<YOUR_TENANT_NAME:SKU_PART_NUMBER>`

[Exchange] O365DirsyncPreserveADAttrMail=<#>

Type:	Default:	Occurs in:	New in:
boolean	0	Prov	4.8

Determines whether the Provisioning Wizard should preserve or overwrite the AD mail attribute (if any) when merging a CMN-created contact with an AD principal whose mail attribute is not empty.

For example: `O365DirsyncPreserveADAttrMail=1` tells the wizard to preserve any existing AD mail attribute. By default (0), the attribute is overwritten.

[Exchange] O365UsageLocation=<xx>

Type:	Default:	Occurs in:	New in:
keyword	[none]	Data Migr	4.7

Specifies the Usage Location required by Microsoft for Office 365 licenses, per this Microsoft article. The Usage Location is a two-letter code for the country, as described in *ISO 3166-1-alpha-2*. Migrator for Notes to Exchange's Admin Account Pooling Utility requires a value for this parameter, and the value must conform to the standardized values listed for *ISO 3166-1-alpha-2*.

[Exchange] PstFileName=<filename>

Type:	Default:	Occurs in:
string	[none]	Data Migr

Specifies a common output PST filename for all migrating users, when migrating data to PSTs. This value is used in conjunction with the `PSTDir` column in the SQL Server database, which specifies a unique PST directory for each user. The combination of a common `PstFileName` value with unique `PSTDir` values assures that the newly created PST files will be identifiable by user.

For example: `PstFileName=migr-archive.pst` combined with `PSTDir` column values set to `\\server\home\user1`, `user2`, `user3`, etc., would produce these new PST files in these locations:

```
\\server\home\user1\migr-archive.pst
\\server\home\user2\migr-archive.pst
\\server\home\user3\migr-archive.pst
... [etc.]
```

Otherwise, if the `PSTDir` column is unspecified and the `PstFileName` parameter sets the output filename to a common value, the multiple files saved to the same directory would be differentiated only by appended digits: `migr archive 1.pst`, `migr archive 2.pst`, `migr archive 3.pst`, and so forth. Each user in a collection should therefore have a unique directory specified in the `PSTDir` column, such as the user's home directory on a server.

If `PSTDir` columns are specified but the `PstFileName` setting is left unspecified, the new PST filenames are derived from users' display names.

[Exchange] PurgePABS=<#>

Type:	Default:	Occurs in:
boolean	0	Data Migr

Purge PABS=1

... tells the program to clear the contents of Personal Address Books in Exchange before migrating corresponding PABs from Notes—useful if, for example, you had already migrated PABs, but then wanted to migrate them again.

The default *PurgePABS=0* disables the feature, so no PABs are cleared. This feature clears only Exchange PABs that correspond to Notes PABs about to be migrated, and will not clear any other existing Exchange PABs.

[Exchange] RemigrateMode=<#>

Type:	Default:	Occurs in:	New in:
integer (valid values are 0 or 1)	1	Data Migr	3.2

Tells the Data Migration Wizard which of two methods to use, to avoid creating duplicate items in Exchange when an item that has already been migrated to Exchange is queued to migrate again. For example:

```
RemigrateMode=0
```

... tells the wizard to delete the Exchange copy of the item and then remigrate it from Notes. By default (*RemigrateMode=1*) the source item in Notes will not be migrated, leaving the previously migrated copy unupdated in Exchange.

[Exchange] RemoteMailboxRoutingAddressDomain=<DomainName>

Type:	Default:	Occurs in:	New in:
string	[null]	Data Migr	4.7

When migrating to Office 365 and provisioning from a local AD via Microsoft's AD sync, this parameter sets the "right-hand side" of each user's remote routing address on the remote mailbox (the portion of the address that follows the "@" symbol) to the value specified here. The left-hand side of the address (preceding the "@" symbol) is the user's Alias. For example, if:

```
RemoteMailboxRoutingAddressDomain=example.sitraka.com
```

... then the routing addresses would be *<Alias>@example.sitraka.com*.

Note that this feature can be enabled only if remote mailbox-enabling is also enabled for this scenario by *DirSyncEnableRemoteMailbox* (also in this [Exchange] section, described separately above).

[Exchange] RequireSenderAuthentication=<#>

Type:	Default:	Occurs in:	New in:
boolean	1	Data Migr	4.14.1

This parameter controls an Active Directory setting for provisioned groups. When set to the default value 1, the Exchange distribution group can accept messages from authenticated (internal) senders. Messages from unauthenticated (external) senders are rejected. When set to 0, all messages for the Exchange distribution group are accepted.

[Exchange] ResetO365Passwords=<#>

Type:	Default:	Occurs in:
boolean	[GUI entry]	Data Migr

This parameter corresponds to a GUI element in the Data Migration Wizard: the Reset Office 365 Passwords checkbox on the wizard's *Operations* screen. The checkbox and parameter value determine whether, when mailbox-enabling users in Office 365, the wizard will automatically generate random Office 365 passwords, assign them to users' Office 365 accounts, and save them locally so they can later be sent to users within Migrator for Notes to Exchange's You've Been Migrated mail-merge email. Quest recommends you do not manually enter or change this value except at the direction of Quest Support.

[Exchange] RewriteRTF=<#>

Type:	Default:	Occurs in:
integer	0	Data Migr

A single digit, 0–7, that specifies which (if any) of migrating mail, appointment and task items the wizard should pass through Microsoft's rich-text converter—which in many cases will refine the exported compound document format from Notes' own converter. The parameter value must be one of these digits:

0: None	4: Tasks Only
1: Mail Only	5: Mail + Tasks
2: Appts Only	6: Appts + Tasks
3: Mail + Appts	7: Mail + Appts + Tasks

[Exchange] RPCAdminMapiProfile="<ProfileName>"

Type:	Default:	Occurs in:	New in:
string	0	Data Migr	4.4.1

The name of an existing Outlook profile on the Migrator for Notes to Exchange admin migration computer that the Data Migration Wizard should use to access Office 365 (when migrating to Office 365). Use this setting, paired with the *RPCUseAdminMapiProfile* parameter (also documented separately below), when migrating to Office 365:

```
[Exchange]
RPCUseAdminMapiProfile=1
RPCAdminMapiProfile="Outlook Profile"
```

The quotation marks enclosing the profile name may be omitted if there is no space in the profile name. The Wizard will not read this parameter if the *RPCUseAdminMapiProfile* parameter is omitted or set to 0.

[Exchange] RPCProxyServerCertificationURL=<ServerURL>

Type:	Default:	Occurs in:	New in:
string	[none]	NMM, Data Migr	4.1.4

This parameter corresponds to a GUI element (the Principal name for proxy server text box) in the Exchange Proxy Settings dialog box in either the Notes Migration Manager or Data Migration Manager. The value specifies the Exchange proxy server certification server name (URL), when using the RPC protocol to communicate with the Exchange server. For example:

```
RPCProxyServerCertificationURL=ExampleURL
```

This parameter is required if *RPCUseHTTP* (see that parameter for more information about the RPC protocol). The program writes this value to the Task Parameters from an admin's GUI entry; Quest recommends you do not manually enter or change this value except at the direction of Quest Support.

[Exchange] RPCProxyServerURL=<ServerURL>

Type:	Default:	Occurs in:	New in:
string	[none]	NMM, Data Migr	4.1.4

This parameter corresponds to a GUI element (the Use this URL to connect to my proxy server checkbox) in the Exchange Proxy Settings dialog box in either the Notes Migration Manager or Data Migration Manager. The value specifies the proxy server name (URL), when using the RPC protocol to communicate with the Exchange server. For example: *RPCProxyServerURL=ExampleURL*

This parameter is required if *RPCUseHTTP=1*. See the *RPCUseHTTP* parameter for more information about the RPC protocol. The program writes this value to the Task Parameters from an admin's GUI entry; Quest recommends you do not manually enter or change this value except at the direction of Quest Support.

[Exchange] RPCUseAdminMapiProfile =<#>

Type:	Default:	Occurs in:	New in:
boolean	0	Data Migr	4.4.1

Tells the wizard whether it should use an existing Outlook profile on the Migrator for Notes to Exchange admin migration computer, rather than automatically generate a temporary profile to use for the migration. When migrating to Office 365, you should set this parameter to 1, and specify a profile name with the *RPCAdminMapiProfile* parameter (also documented separately above):

```
[Exchange]
RPCUseAdminMapiProfile=1
RPCAdminMapiProfile="Outlook Profile"
```

The Wizard will not read the *RPCAdminMapiProfile* parameter if this *RPCUseAdminMapiProfile* parameter is omitted or set to 0.

[Exchange] RPCUseAuthType=<#>

Type:	Default:	Occurs in:	New in:
keyword	1	NMM, Data Migr	4.1.4

This parameter corresponds to a GUI element (the Use this authentication... drop-down list box) in the *Exchange Proxy Settings* dialog box in either the Notes Migration Manager or Data Migration Manager. The value specifies the authentication method the Data Migration Wizard should use when connecting to the Exchange proxy server, when using the RPC protocol to communicate with the Exchange server. For example:

```
RPCUseAuthType=2
```

... tells the wizard to use the NTLM method, while the default *RPCUseAuthType=1* specifies the basic authentication method. See the *RPCUseHTTP* parameter for more information about the RPC protocol. The program writes this value to the Task Parameters from an admin's GUI entry; Quest recommends you do not manually enter or change this value except at the direction of Quest Support.

[Exchange] RPCUseFastHTTP=<#>

Type:	Default:	Occurs in:	New in:
boolean	0	NMM, Data Migr	4.1.4

This parameter corresponds to a GUI element (the **On fast networks...** checkbox) in the *Exchange Proxy Settings* dialog box in either the Notes Migration Manager or Data Migration Manager. The value determines whether the Data Migration Wizard will, when using the RPC protocol to communicate with the Exchange server on a fast network, connect using HTTP first, and then connect using TCP/IP. For example:

```
RPCUseFastHTTP=1
```

... tells the wizard to enable this option, while the default (0) disables the option. See the *RPCUseHTTP* parameter for more information about the RPC protocol. The program writes this value to the Task Parameters from an admin's GUI entry; Quest recommends you do not manually enter or change this value except at the direction of Quest Support.

[Exchange] RPCUseHTTP=<#>

Type:	Default:	Occurs in:	New in:
boolean	0	NMM, Data Migr	4.1.4

This parameter corresponds to a GUI element, the Connect using Outlook Anywhere checkbox, in the Notes Migration Manager (*Exchange Server Configuration* screen) and Data Migration Manager (*Select Destination Exchange Server* screen). The boolean value determines whether the Data Migration Wizard will use Remote Procedure Calls (RPC) within HTTP packets to communicate with the target Exchange Server. For example:

RPCUseHTTP=1

... tells the wizard to use this RPC protocol, while the default (0) tells the wizard to use the default TCP protocol. The RPC protocol is required when migrating to Office 365, and is optional but may improve data throughput when migrating to an proprietary Exchange in a slower network. Note that the target Exchange server must also be configured for the RPC protocol to use it, by the other RPC... parameters in this [Exchange] section. (These other parameters are set by GUI elements in the Exchange Proxy Settings dialog box.)

The program writes this value to the Task Parameters from an admin's GUI entry in either screen; Quest recommends you do not manually enter or change this value except at the direction of Quest Support.

[Exchange] RPCUseProxyCertification=<#>

Type:	Default:	Occurs in:	New in:
boolean	0	NMM, Data Migr	4.1.4

This parameter corresponds to a GUI element (the **Mutually authenticate the session when connecting with SSL** checkbox) in the *Exchange Proxy Settings* dialog box in either the Notes Migration Manager or Data Migration Manager. The value determines whether the Data Migration Wizard will mutually authenticate the session when using the RPC protocol to communicate with the Exchange server. For example:

RPCUseProxyCertification=1

... tells the wizard to enable this option, while the default (0) disables the option. See the *RPCUseHTTP* parameter for more information about the RPC protocol. The program writes this value to the Task Parameters from an admin's GUI entry; Quest recommends you do not manually enter or change this value except at the direction of Quest Support.

[Exchange] RPCUseSlowHTTP=<#>

Type:	Default:	Occurs in:	New in:
boolean	0	NMM, Data Migr	4.1.4

This parameter corresponds to a GUI element (the **On slow networks...** checkbox) in the *Exchange Proxy Settings* dialog box in either the Notes Migration Manager or Data Migration Manager. The value determines whether the Data Migration Wizard will, when using the RPC protocol to communicate with the Exchange server on a slow network, connect using HTTP first, and then connect using TCP/IP. For example:

RPCUseSlowHTTP=1

... tells the wizard to enable this option, while the default (0) disables the option. See the *RPCUseHTTP* parameter for more information about the RPC protocol. The program writes this value to the Task Parameters from an admin's GUI entry; Quest recommends you do not manually enter or change this value except at the direction of Quest Support.

[Exchange] RPCUseSSL=<#>

Type:	Default:	Occurs in:	New in:
boolean	1	NMM, Data Migr	4.1.4

This parameter corresponds to a GUI element (the **Connect using SSL only** checkbox) in the *Exchange Proxy Settings* dialog box in the Notes Migration Manager or Data Migration Manager. The value determines whether the Data Migration Wizard will use a secure socket layer (SSL) to connect to the Exchange proxy server, when using the RPC protocol to communicate with Exchange. For example:

RPCUseSSL=0

... tells the wizard to not use SSL, while the default (1) tells the wizard to use SSL. This parameter can be set to 0 only if the authentication method is set to NTLM by *RPCUseAuthType=2* (see the *RPCUseAuthType* parameter above). See the *RPCUseHTTP* parameter for more information about the RPC protocol. The program writes this value to the Task Parameters from an admin's GUI entry; Quest recommends you do not manually enter or change this value except at the direction of Quest Support.

[Exchange] Server=<ServerSpecification>

Type:	Default:	Occurs in:
string	[none]	NMM, Data Migr

This value corresponds to a GUI element in the Notes Migration Manager: the mailbox Exchange Server for Mail Profile text box in the Exchange Server Configuration screen. The role of this configuration item is currently obsolete and is only used as a backup attribute for the Mailbox Server or Exchange CAS for Remote PowerShell, purely for backward compatibility purposes.

The feature is enabled/disabled, and the server name is set, by:

Server=<ServerName>

The value is written to the Task Parameters from an admin's GUI entry. As this value is set via a GUI element, Quest recommends you do not manually enter or change this value except at the direction of Quest Support.

[Exchange] ServerMailResolveAttendees=<#>

Type:	Default:	Occurs in:
boolean	1	Data Migr

Tells the Data Migration Wizard whether to look up SMTP addresses in server mail in the Exchange GAL, to get Exchange addresses — e.g., so free-busy lookups will succeed. This feature is enabled by default, but can be disabled by setting the parameter to 0. For example, to migrate data to PST files without connecting to the Exchange server, set parameters as shown above for the *ArchiveResolveAttendees* parameter.

[Exchange] SetResourceMeetingSubjectToOrganizerName=<#>

Type:	Default:	Occurs in:	New in:
boolean	0	Data Migr	4.12

Determines whether the *Subject* field for migrated meetings in resource calendars will be set to the actual *Subject* of the meeting, or to the organizer of the meeting (the person who booked the resource). By default (*SetResourceMeetingSubjectToOrganizerName=0*) the *Subject* field for migrated meetings in a resource's calendar is set to the actual *Subject* of the meeting, as in prior Migrator for Notes to Exchange releases. But setting the *Subject* field to the actual *Subject* of the meeting (by *SetResourceMeetingSubjectToOrganizerName=1*) mimics native Exchange/Outlook behavior.

[Exchange] SetManagedByToUserForest=<#>

Type:	Default:	Occurs in:	New in:
boolean	0	AD Grps	4.1.5

Determines whether the wizard will set the *managedBy* attribute to the DN of the owner in the user forest (1) or of the owner in the resource forest (0)—for environments configured for a resource and user forest. For example: *SetManagedByToUserForest=1* tells the wizard to set *managedBy* to the DN of the owner in the user forest. The default (*SetManagedByToUserForest=0*) sets the *managedBy* attribute to the DN of the owner in the resource forest.

i **NOTE:** Setting the *managedBy* attribute to the DN of the owner in the user forest requires a two-way trust between the two domains, which must be established before the wizard is run. The user/resource forest environment is intended to be a one-way trust, however, so that must be restored after the wizard has run. If the two-way trust is not established prior to running the wizard, the *managedBy* attribute will not be set correctly and the wizard will generate this error:

ERROR: [8810-117-28-8007202F] Unable to add group ACL to

[Exchange] SetResourceToAutoAccept=<#>

Type:	Default:	Occurs in:	New in:
boolean	1	Prov	4.6

Determines whether the Provisioning Wizard will enable Exchange's autoaccept feature upon provisioning of resources. The default *SetResourceToAutoAccept=1* enables the feature. The alternative (0) leaves the feature disabled. Note that the resource autoaccept feature is available only for Exchange 2010 or Office 365.

[Exchange] TargetAddressDomain=<DomainName>

Type:	Default:	Occurs in:
string	[null]	Prov

When provisioning users into local AD, and *ProvisionUsers=1*, this parameter tells the Provisioning Wizard to replace each user's mail domain with the specified parameter value. For example:

```
TargetAddressDomain=boofah.com
```

... tells the wizard that a user whose target address would otherwise be *UserXYZ@sitraka.com* should instead be provisioned into AD as *UserXYZ@boofah.com*. The default value is null (no substitution occurs).

[Exchange] TargetType=<keyword>

Type:	Default:	Occurs in:	New in:	Updated in:
keyword	[GUI entry]	NMM, Data Migr	4.1	4.5

This value corresponds to a GUI element in the Notes Migration Manager: the **Target Exchange server version** field in the *Exchange Server Configuration* screen. Quest recommends you do not manually enter or change this value except at the direction of Quest Support.

The parameter value specifies the migration destination, by one of these valid numeric keywords:

- _2010 for Exchange 2010 or Office 365 (with or without the MS AD sync provisioning option).
- _2013 for Exchange 2013.
- _2016 for Exchange 2016.

[Exchange] TargetTypeTested=<#>

Type:	Default:	Occurs in:	New in:
keyword (single digit 0, 1, 2 or 3)	1	Data Migr	4.1

An auto-set parameter (see [GUI-set and other "auto-set" parameters](#)) that notes whether the Data Migration Wizard has detected CDOEXM, or PowerShell, or both, or neither, on the target (destination) Exchange server. The parameter value is a single-digit keyword representing one of four possible cases:

- TargetTypeTested=0 : No CDOEXM or PowerShell was found.
- TargetTypeTested=1 : CDOEXM was found.
- TargetTypeTested=2 : PowerShell was found.
- TargetTypeTested=3 : Both CDOEXM and PowerShell were found.

[Exchange] UpdateAddressList=<#>

Type:	Default:	Occurs in:	New in:
boolean	0	Data Migr	4.1

```
UpdateAddressList=1
```

... tells the Data Migration Wizard to run the *Update-AddressList* cmdlet after mailbox-enabling a collection, to complete the AD provisioning of recipients who are only partially provisioned. The *Update-AddressList* cmdlet will run with its identity parameter set to "All Users" by default, or to some other identity value if set by the *AddressListName* parameter (also in this [Exchange] section). This can be useful in migrations to Exchange 2010, when objects have been provisioned by tools such as Microsoft Identity Integration Server (MIIS) or custom provisioning tools that do not fully provision recipient objects. By default (0), the cmdlet will not run.

[Exchange] UpdateEmailAddressPolicy=<#>

Type:	Default:	Occurs in:	New in:
boolean	0	Data Migr	4.1

UpdateEmailAddressPolicy=1

... tells the wizard to run the *Update-EmailAddressPolicy* cmdlet after mailbox-enabling a collection, to complete the AD provisioning of recipients who are only partially provisioned. The *Update-EmailAddressPolicy* cmdlet will run with its identity parameter set to *Default Policy* by default, or to some other identity value if set by the *AddressPolicyName* parameter (also in this [Exchange] section). This can be useful in migrations to Exchange 2010, when objects have been provisioned by tools such as Microsoft Identity Integration Server (MIIS) or custom provisioning tools that do not fully provision recipient objects. By default (0), the cmdlet will not run.

[Exchange] UpdateFreeBusy=<#>

Type:	Default:	Occurs in:	New in:
boolean	[GUI entry]	Data Migr	4.1

This value corresponds to a GUI element in the Data Migration Wizard: the **Remove Free/Busy forwarding...** checkbox in the *Specify Remove Exchange Forwarding Settings* screen. Quest recommends you do not manually enter or change this value except at the direction of Quest Support.

[Exchange] UpdateHtmlWithMissingCharset=<#>

Type:	Default:	Occurs in:	New in:
boolean	0	Data Migr	4.13

MIME encoded HTML emails often have the charset encoding declared in two places. The first is within the MIME headers and the second is within the HEAD element of the HTML message itself. With properly formatted emails, these two charset declarations are identical. Some HTML emails have been found where the charset declaration in the MIME headers and the charset declaration in the HTML message do not match. Typically in these cases, the HTML charset declaration is not in the HEAD element where it is expected, but instead it appears later in the document, possibly in the BODY element. While these emails may not be technically valid, they are still handled properly by most email clients.

A new behavior has been observed in Office 365 where the Exchange server attempts to correct the discrepancy in the charset declarations by removing the HTML charset declaration that conflicts with the MIME header charset declaration, and inserting a new HTML charset declaration in the HEAD element that matches the charset of the MIME header. In these cases the charset declaration will no longer match the actual encoding of the HTML body and as a result, non-ASCII characters are corrupted in the rendering of the email message.

To correct this issue, enable the *UpdateHtmlWithMissingCharset* option. With this option enabled, MNE checks for the presence of a charset declaration in the HTML HEAD element during the migration process. If missing, NME inserts a charset declaration using the charset value from the MIME message header. While this charset declaration may not match the actual encoding of the message, it makes Office 365 think that everything is proper, and prevents Office 365 from removing the correct charset declaration that appears later in the document. The second charset declaration in the body overrides the newly inserted one that is declared in the HEAD element. As a result, the email message renders properly in the email client.

If any parsing errors occur during the parsing of the HTML, NME migrates the message with no modifications.

This option is off by default. This option adds some minimal overhead to the migration process. It should only be enabled if corrupted characters are observed in the migrated messages.

The issue has only been observed when migrating to Office 365, but it could potentially be introduced in a later update to on-premises Exchange.

[Exchange] UseO365Domain=<#>

Type:	Default:	Occurs in:	New in:
boolean	1	NMM, Dir Exp	4.6

Determines whether Migrator for Notes to Exchange's Directory Export Wizard and Notes Migration Manager will update target addresses for the Office 365 domain (applies only when migrating to O65). When migrating to Office 365, the default *UseO365Domain=1* tells the Directory Export Wizard to update target addresses with the new Office 365 domain. Also, if you change the target type to Office 365 (in Migrator for Notes to Exchange's Notes Migration Manager) and then Apply that change, the default *UseO365Domain=1* tells Notes Migration Manager to regenerate the address translation table, to update target addresses with the new O365 domain. To not update target addresses with the O365 domain, disable this feature by setting *UseO365Domain=0*.

[Exchange] UsePstFileName=<#>

Occurs in: Data Migr. This is an internal scratch parameter (see [Transient "scratch" parameters](#)).

[Exchange] ViewEntireForest=<#>

Type:	Default:	Occurs in:	New in:
boolean	0	Data Migr	4.12

Determines whether the scope of Migrator for Notes to Exchange's Data Migration Wizard will be expanded to the entire forest (valid for Exchange 2010 or later), rather than limited to just the local domain. For example: *ViewEntireForest=1* tells the wizard to expand its scope to include the entire forest. The feature is off (0) by default.

An expanded scope can be useful, for example, where Migrator for Notes to Exchange needs to run the *set adserversettings -viewentireforest \$true* PowerShell cmdlet in a multi-domain forest, to enable other PowerShell commands for the same scope. (Note that the cmdlet must be run by Migrator for Notes to Exchange, not run independently.)

[Filter] section

[Filter] AttachSize=<####>

Type:	Default:	Occurs in:
integer	20971520 for O365 target; otherwise [none]	Data Migr

This value corresponds to a GUI element in the Data Migration Wizard: the **KB** field in the *Select Date and Size Filters* screen, which specifies a size limit for attachments (only attachments that are smaller than the designated size will be migrated). The parameter value here is in bytes, although the value in the screen is entered in KB. (The default 20971520 bytes for an O365 target corresponds to a 20480 KB entry in the screen.) The Wizard writes this value to the Task Parameters from the GUI entry; Quest recommends you do not manually enter or change this value except at the direction of Quest Support.

[Filter] FirstCalDate=<mm/dd/yyyy>

Type:	Default:	Occurs in:	New in:
date	[GUI entry]	Data Migr	4.5

This value corresponds to a GUI element in the Data Migration Wizard: the **Migrate only calendar data ... dated on or after** field in the *Select Date and Size Filters* screen, which specifies the earliest items that the program will

migrate (items that are timestamped on or after the designated date). The Wizard writes this value to the Task Parameters from an admin's GUI entry; Quest recommends you do not manually enter or change this value except at the direction of Quest Support.

[Filter] FirstDate=<mm/dd/yyyy>

Type:	Default:	Occurs in:	New in:
date	NONE	Data Migr	4.5

This parameter specifies the earliest items that the program will migrate (items that are timestamped on or after the designated date). When set to NONE, all mail and calendar items are migrated.

Quest recommends you do not manually enter or change this value except at the direction of Quest Support.

[Filter] FirstMailDate=<mm/dd/yyyy>

Type:	Default:	Occurs in:	New in:
date	[GUI entry]	Data Migr	4.5

This value corresponds to a GUI element in the Data Migration Wizard: the **Migrate only messages ... dated on or after** field in the *Select Date and Size Filters* screen, which specifies the earliest items that the program will migrate (items that are timestamped on or after the designated date). The Wizard writes this value to the Task Parameters from an admin's GUI entry; Quest recommends you do not manually enter or change this value except at the direction of Quest Support.

[Filter] LastCalDate=<mm/dd/yyyy>

Type:	Default:	Occurs in:	New in:
date	[GUI entry]	Data Migr	4.5

This value corresponds to a GUI element in the Data Migration Wizard: the **Migrate only calendar data ... dated on or before** field in the *Select Date and Size Filters* screen, which specifies the latest items that the program will migrate (items that are timestamped on or before the designated date). The Wizard writes this value to the Task Parameters from an admin's GUI entry; Quest recommends you do not manually enter or change this value except at the direction of Quest Support.

[Filter] LastDate=<mm/dd/yyyy>

Type:	Default:	Occurs in:	New in:
date	NONE	Data Migr	4.5

This parameter specifies the latest items that the program will migrate (items that are timestamped on or before the designated date). When set to NONE, all mail and calendar items are migrated.

Quest recommends you do not manually enter or change this value except at the direction of Quest Support.

[Filter] LastMailDate=<mm/dd/yyyy>

Type:	Default:	Occurs in:	New in:
date	[GUI entry]	Data Migr	4.5

This value corresponds to a GUI element in the Data Migration Wizard: the **Migrate only messages ... dated on or before** field in the *Select Date and Size Filters* screen, which specifies the latest items that the program will migrate (items that are timestamped on or before the designated date). The Wizard writes this value to the Task Parameters from an admin's GUI entry; Quest recommends you do not manually enter or change this value except at the direction of Quest Support.

[Filters] section

[Filters]

Filter<#>=<FolderName>

Filter<#>=<ViewName>

Type:	Default:	Occurs in:
string	none	Data Migr

Each line specifies a folder, by name, to be excluded from the migration. For example:

[Filters]

Filter0=My Folder

Filter1=My View

i | **NOTE:** If a folder is named in both the [Filters] section and the [IncludeFoldersAndViews] section, the [Filters] sections takes precedence, and the folder or view will not be migrated.

[General] section

[General] ACLs=<#>

Type:	Default:	Occurs in:	Updated in:
boolean	1	Data Migr	4.10

ACLs=0

... tells the wizard to not manipulate ACLs in any way during the migration. By default (*ACLs=1*) the wizard will copy ACL information and will set folder permissions in Exchange. *New in version 4.10:* The *ACLs* parameter now also determines whether PAB ACLs will be migrated. Prior to this enhancement, PAB ACLs were always migrated regardless of this *ACLs=<#>* setting.

[General] AllowForwardtoNotesConnector=<#>

Type:	Default:	Occurs in:
boolean	1	Data Migr

Tells the Data Migration Wizard whether to migrate Notes server-based AutoForwarding rules to comparable forwarding rules in Exchange, when the rules contain Notes-style addresses instead of SMTP addresses. For example: *AllowForwardtoNotesConnector=0* tells the wizard to not migrate rules with Notes-style addresses. This parameter is ignored if *MigForwarding=0* (see below).

[General] ArchiveDest=<ValidKeyword>

Type:	Default:	Occurs in:
keyword	PST	Data Migr

Specifies the destination for migrated archives. Valid values are "PST" or "server."

If *ArchiveDest=server*, then the *ArchiveDestServerArchive* parameter (documented separately below) determines whether archives will be migrated to users' server-mail mailboxes or personal-archive mailboxes.

[General] ArchiveDestServerArchive=<#>

Type:	Default:	Occurs in:	New in:
boolean	0	Data Migr	4.4.1

For Exchange 2010 and Office 365 (only), and when migrating to users' Exchange server (only), this parameter determines whether archives will be migrated to users' server-mail mailboxes (0) or personal-archive mailboxes (1). For example:

```
ArchiveDestServerArchive=1
```

... tells the wizard to migrate users' archives to their personal archive mailboxes. Note that this *ArchiveDestServerArchive* parameter is relevant only if *ArchiveDest=server* (as documented above). If *ArchiveDest=pst*, this *ArchiveDestServerArchive* parameter is ignored.

[General] AskArchiveDest=<#>

Type:	Default:	Occurs in:
boolean	1	Data Migr

Determines whether the *Select Destinations for Migrated Data* screen, in the Data Migration Wizard, will display (1) or hide (0) the **Archives** drop-down list box. By default (1), the item does appear in the screen, but *AskArchiveDest=0* tells the wizard to not show the **Archives** field in the screen.

[General] AskFilter=<#>

Type:	Default:	Occurs in:
boolean	1	Data Migr

```
AskFilter=0
```

... disables date filtering in the Data Migration Wizard, and tells the wizard to not present the date-filtering options to the user in the GUI. Date filtering lets an admin limit the items migrated by date: no earlier than, no later than, or both. By default this feature is enabled—that is, the date-filtering options do appear available to the user in the GUI.

[General] AskPABDest=<#>

Type:	Default:	Occurs in:
boolean	1	Data Migr

Determines whether the *Select Destinations for Migrated Data* screen, in the Data Migration Wizard, will display (1) or hide (0) the **Address books** drop-down list box. By default (1), the item does appear in the screen, but:

```
AskPABDest=0
```

... tells the wizard to not show the **Address books** field in the screen.

[General] AskServerMailDest=<#>

Type:	Default:	Occurs in:
boolean	1	Data Migr

Determines whether the *Select Destinations for Migrated Data* screen, in the Data Migration Wizard, will display (1) or hide (0) the **Server-based data** drop-down list box. By default (1), the item does appear in the screen, but:

```
AskServerMailDest=0
```

... tells the wizard to not show the **Server-based data** field in the screen.

[General] ATGenerated=<#>

Occurs in: Data Migr. This is an internal scratch parameter (see [Transient “scratch” parameters](#)). The Wizard notes whether a compiled *AddressTranslation.bin* file has ever been generated (1=yes, 0=no), and writes the value to this parameter.

[General] AttachmentFilteredbySizeMsg=<PathAndFilename>

Type:	Default:	Occurs in:	New in:
string	[none]	Data Migr	3.2.0

Specifies the path and filename of the text file (*.txt) that contains a customized message that the Data Migration Wizard should insert in place of any attachment that the wizard removes due to a size limitation. The Wizard lets you specify a size limit for attachments in migrating messages, so the wizard will remove any attachment that exceeds the limit and replace it with an explanatory note in the message body. The Wizard will insert a default explanatory note unless *UseFilteredAttachmentMsg=1* (see below), in which case the wizard will insert the customized message drawn from the text file specified here. If *UseFilteredAttachmentMsg=0*, the wizard will ignore this *AttachmentFilteredbySizeMsg* parameter. For example:

```
AttachmentFilteredbySizeMsg=c:\temp\custom_msg.txt
```

... tells the wizard to insert the contents of *c:\temp\custom_msg.txt* in place of the removed attachment whenever an attachment exceeds the size limit. This feature is also an option in the SSDM (same parameter, but in *notesdtapp.ini*).

[General] AttachmentLostDueToEncryptionMsg=<PathAndFilename>

Type:	Default:	Occurs in:	New in:
string	[none]	Data Migr	3.2.0

Specifies the path and filename of the text file (*.txt) that contains a customized message that the Data Migration Wizard should insert in place of an attachment to a migrated encrypted message. When an encrypted message is migrated, the attachment is removed and replaced by an explanatory note. The Wizard will insert a default explanatory note unless *UseFilteredAttachmentMsg=1* (see below), in which case the wizard will insert the customized message drawn from the text file specified here. If *UseFilteredAttachmentMsg=0*, the wizard will ignore this *AttachmentLostDueToEncryptionMsg* parameter. For example:

```
AttachmentLostDueToEncryptionMsg=c:\temp\custom_msg.txt
```

... tells the wizard to insert the contents of *c:\temp\custom_msg.txt* in place of the removed attachment in each migrated encrypted message. This feature is also an option in the SSDM (same parameter, but in *notesdtapp.ini*).

[General] BodyLostDueToEncryptionMsg=<PathAndFilename>

Type:	Default:	Occurs in:	New in:
string	[none]	Data Migr	3.2.0

Specifies the path and filename of the text file (*.txt) that contains a customized message that the Data Migration Wizard should insert in place of the encrypted body of a migrated encrypted message. When an encrypted message is migrated, the encrypted message text is removed from the message body, but is replaced by an explanatory note. The Wizard will insert a default message unless *UseFilteredBodyMsg=1* (see below), in which case the wizard will insert the customized message drawn from the text file specified here. If *UseFilteredBodyMsg=0*, the wizard will ignore this *BodyLostDueToEncryptionMsg* parameter. For example:

```
BodyLostDueToEncryptionMsg=c:\temp\custom_msg.txt
```

... tells the wizard to insert the contents of *c:\temp\custom_msg.txt* in place of the removed message body in each migrated encrypted message. This feature is also an option in the SSDM (same parameter, but in *notesdtapp.ini*).

[General] CentralLogDir=<UNCPATHSpecification>

Type:	Default:	Occurs in:
string	[none]	NMM

This value corresponds to a GUI element in the Notes Migration Manager: the **Directory for central log and status files** text box (under **End-user tool settings**) in the *Shared Directories Configuration* screen. The program writes this value to the Task Parameters from an admin's GUI entry; Quest recommends you do not manually enter or change this value except at the direction of Quest Support.

[General] CentralLogLevel=<#>

Type:	Default:	Occurs in:
keyword	1	NMM

This value corresponds to a GUI element in the Notes Migration Manager: the Log level radio buttons for End-user tool settings in the *Shared Directories Configuration* screen. The value specifies how much detail the program will include in its run logs. Valid values are single digits, $0 \leq x \leq 3$. The default value 1 is suitable for most routine production runs. If you need to diagnose a problem, set the value to 3 (verbose). The GUI offers two radio-button options that correspond to these numeric parameter values:

- 1 = Normal
- 3 = Verbose

The program writes this value to the Task Parameters from an admin's GUI entry; Quest recommends you do not manually enter or change this value except at the direction of Quest Support.

[General] CompressLogFile=<#>

Type:	Default:	Occurs in:	New in:
boolean	0	NMM	3.2

Tells the program whether to compress its log file. A compressed log file saves disk space, and is viewable by Quest's Log Viewer utility, but is not a generic text file that can be viewed in Notepad or Word. This is a binary parameter; the only valid values are 0 (off) or 1 (on). For example: *CompressLogFile=1* tells the program to compress the file.

[General] ContactDisplayNameFormat=<#>

Type:	Default:	Occurs in:	New in:
keyword (single digit 0, 1, 2, or 3)	1	Data Migr	4.14.1

Determines how contacts are displayed in Outlook. The options for this setting are:

- 0 – Use Legacy Naming – Contacts are named using the first value from the Notes Full Name field which does not start with “CN=”. This is how contacts were named in all versions of Migrator for Notes to Exchange prior to version 4.14.1.179.
- 1 (Default) – Use the Notes contact’s display name – Create the display name using the format specified by the contact’s **View display name format** setting in Notes.
- 2 – Create the display name as **FirstName LastName**. The middle name and name suffix are included, if present.
- 3 – Create the display name as **LastName, FirstName**. The middle name is included, if present.

[General] ContactsName=<MigratedFolderName>

Type:	Default:	Occurs in:
string	Notes	Data Migr

Determines how users' primary Contacts folders are named. For example:

```
ContactsName=MyContacts
```

... tells the wizard to name each user's primary Contacts folder "MyContacts."

[General] DeclineFolderCheck=<#>

Type:	Default:	Occurs in:
boolean	1	Data Migr

Determines whether the Data Migration Wizard will display its Check for Outlook Folders prompt if it cannot identify the necessary Outlook folder names during the wizard's test to verify valid access to servers. (The Wizard tests server access by attempting to send a dummy message to the mailbox of the first user assigned to each server within the collection. If the wizard cannot identify the destination Outlook folder—for example, if the folder names have been localized to another language—this prompt asks the admin to correct the localized names in the configuration before continuing with the test.) By default (1) this prompt will appear as described above. If you disable the prompt by:

```
DeclineFolderCheck=0
```

... the wizard will not display the prompt, and the migration will likely generate server-access errors.

[General] DoMailRouting=<#>

Type:	Default:	Occurs in:	New in:
boolean	[GUI entry]	Data Migr	4.1

This value corresponds to a GUI element in the Data Migration Wizard: the Manage mail routing checkbox in the *Operations* screen. The Wizard writes this value to the Task Parameters from an admin's GUI entry; Quest recommends you do not manually enter or change this value except at the direction of Quest Support.

[General] DoSourceAdmin=<#>

Type:	Default:	Occurs in:
boolean	[GUI entry]	Data Migr

This value corresponds to a GUI element in the Data Migration Wizard: the Notes administrative functions checkbox in the *Operations* screen. The Wizard writes this value to the Task Parameters from an admin's GUI entry; Quest recommends you do not manually enter or change this value except at the direction of Quest Support.

[General] DoTargetAction=<#>

Occurs in: Data Migr. This is an internal scratch parameter (see [Transient "scratch" parameters](#)).

[General] EndUserDir=<PathSpecification>

Type:	Default:	Occurs in:
string	[none]	NMM

This value corresponds to a GUI element in the Notes Migration Manager: the **Common application directory** text box (under *Common tool settings*) in the *Shared Directories Configuration* screen. The program writes this value to the Task Parameters from an admin's GUI entry; Quest recommends you do not manually enter or change this value except at the direction of Quest Support.

[General] EndUserStatsDir=<UNCPATHSpecification>

Type:	Default:	Occurs in:
string	[none]	NMM, Usr Stats

This value corresponds to a GUI element in the Notes Migration Manager: the End-User statistics directory text box in the *Gather End-User Statistics* screen. The program writes this value to the Task Parameters from an admin's GUI entry; Quest recommends you do not manually enter or change this value except at the direction of Quest Support.

[General] FileAsFormat=<ValidKeyword>

Type:	Default:	Occurs in:
keyword	<i>Same</i>	Data Migr

This value corresponds to a GUI element in the Data Migration Wizard: the Set contact 'File as' to drop-down listbox in the *Specify Data for Migration* screen. The Wizard writes this value to the Task Parameters from an admin's GUI entry; Quest recommends you do not manually enter or change this value except at the direction of Quest Support.

The FileAsFormat parameter determines the format of the contact's **File As** attribute in Exchange. The **File As** attribute is used by Outlook to alphabetize your contacts. The options for this setting are:

- **Same:** Use the Display Name attribute of the address book entry. By default Migrator for Notes to Exchange migrates contacts using display names that match the display name of the contact in Notes, however the contact's display format can be modified using the [General] `ContactDisplayNameFormat` parameter.
- **FirstLast:** Create the **File As** using the first name and last name attributes separated by a space. The middle name and name suffix are included, if present.
- **LastFirst:** Create the **File As** using the last name and first name attributes separated by a comma. The middle name is included, if present.

[General] ForwardingMethod=<x>

Type:	Default:	Occurs in:	New in:
keyword (single digit 0, 1, or 2)	[varies; see below]	Data Migr	4.5

Determines which method the wizard will use for Active Directory mail forwarding. The parameter value is a single-digit integer, which must be one of these three valid values:

0: Forward by creating a hidden contact and attaching it as the alternate recipient of the mailbox.

1 (default when migrating to Hosted Exchange): Forward by setting the *targetAddress* attribute.

2 (default and mandatory when migrating to Office 365 with or without directory synchronization, also available for Exchange 2010): Forward by SMTP address via PowerShell.

Note that this *ForwardingMethod* parameter replaces the previous *UseHiddenADContact* boolean parameter, which is deprecated as of version 4.5.

[General] HTMLdoclinks=<#>

Type:	Default:	Occurs in:	New in:	Default changed in:
keyword (single digit 0, 1, 2 or 3)	0	Data Migr	3.2	4.4.2 (was 1)

Tells the Data Migration Wizard to migrate Notes DocLinks to Exchange in a particular link format. For example:

```
HTMLdoclinks=1
```

... tells the wizard to migrate DocLinks to Exchange as HTML-style links. Valid parameter values are:

0: Migrate DocLinks as Notes-style DocLinks (NDL files), which can be opened in Exchange only if a Notes client is installed on the client workstation.

1: Migrate DocLinks to Exchange as HTML-style links, which can be opened in a web browser if the user is able to use iNotes.

2: Migrate DocLinks in the Notes Migrator for SharePoint format. In this case you must also use the *SharePointServerName* parameter (also in this [General] section) to specify the name of the server where the linked documents reside. (This SharePoint format option added in ver 4.1.2.)

3 (default): Migrate DocLinks to Exchange as Notes links (which will require a Notes client running on end users' desktops to facilitate the rendering of the Notes documents).

For an off-line migration, this parameter must be set to *HTMLdoclinks=0*.

[General] LanguageCode=<SECTIONNAME>

Type:	Default:	Occurs in:	New in:
string	[null]	Data Migr	4.12.0

Specifies which set of folder names the Data Migration Wizard should use when assigning folder names to Outlook PST and personal archive folders. The wizard's Task Parameters may contain several sets of PST and personal archive folder names for different locales, differentiated by different [SECTIONNAME]s for the different locales. This parameter simply specifies the name of the locale section that contains the locale-specific PST and personal archive folder names you want the wizard to use for this purpose:

```
[General]
LanguageCode=<SECTIONNAME>
```

The default is *null*, in which case the wizard uses the section associated with the system locale (of the computer running the wizard). But if (for example) *LanguageCode=DE*, the wizard will use the PST and personal archive folder names defined in the [DE] section of the Task Parameters. Note that there must exist a language section in the Global Defaults to support the SECTIONNAME you specify.

[General] LogDir=<Path>

Type:	Default:	Occurs in:	New in:
string	%temp%	all logging apps, and Log Vwr	3.2

Tells the program where to write its log file. The parameter can specify either a UNC shared directory or a local drive. For example:

```
LogDir=\\server\share\
```

... tells the program to write its log file to the `\\server\share\` folder. By default, if the parameter is unspecified, the program writes its log file as *notesdtapp.wlog*, to whatever path is associated with the *%temp%* environment variable. If some other path is specified by this parameter, the filename will be: *COMPUTERNAME-yyyymmdd-hhmmss.wlog*.

[General] LogLevel=<#>

Type:	Default:	Occurs in:
keyword	2	all logging apps, and Log Vwr

Specifies how much detail the program will include in its run logs. Valid values are single digits, $0 \leq x \leq 3$. The default value 2 is suitable for most routine production runs. If you need to diagnose a problem, set the value to 3 (verbose): *LogLevel=3*

[General] LogSkippedAppointmentResponses=<#>

Type:	Default:	Occurs in:	New in:
boolean	1	Data Migr	4.12.1

Determines whether the Data Migration Wizard's log entries and stats counts for unmigrated items will (1) or will not (0) include appointment responses that were skipped by configuration—by setting [Notes] *MigrateAppointmentResponses=0*. (See the entry for *MigrateAppointmentResponses=<#>*, in the [Notes] section below, for more information about this other option.)

[General] MaxFolderCache=<#####>

Type:	Default:	Occurs in:
integer	450	Data Migr

Specifies the number of folders to cache before flushing the cache. Exchange limits the number of objects that can be open at one time. The limit for folders is 500, so if a user has more than 500 folders, the default setting of *MaxFolderCache=450* will tell the Data Migration Wizard to flush the cache at 450, so all folders will migrate.

Valid values are $0 \leq x \leq \text{max}$, where the maximum value is one less than the max folder count that is configured on your Exchange server in the registry settings defined by these Microsoft articles:

<http://support.microsoft.com/kb/830836>
<http://support.microsoft.com/kb/830829>

If this cache flush feature is turned off (by *MaxFolderCache=0*, so that the cache is unlimited), and a user has more than 500 folders, the folders will not be created, and the wizard will note an error in the log.

[General] MaxLargePstSize=<#####>

Type:	Default:	Occurs in:
integer	20480	Data Migr

Specifies the maximum size (in MBs) of large PSTs (Outlook 2003 or later Unicode PST files), beyond which the Data Migration Wizard will split the file into two or more files. For example:

MaxLargePstSize=40960

This parameter is ignored for users running Outlook 2002 or earlier. Valid values are $0 \leq x \leq 51200$ for Outlook 2010, or $0 \leq x \leq 20480$ for earlier Outlook versions. (Note that pre-2010 versions of Outlook cannot open a file larger than 20 MB.)

[General] MaxPstSize=<#####>

Type:	Default:	Occurs in:
integer	2048	Data Migr

Specifies the maximum size (in MBs) of PSTs (for Outlook 2002 and earlier PST files), beyond which the Data Migration Wizard will split the file into two or more files. Valid values are $0 \leq x \leq 2048$.

[General] MergeAddressBookFolder=<FolderName>

Type:	Default:	Occurs in:
string	Contacts	Data Migr

The name of the single folder to which the Data Migration Wizard will merge all migrated address books, if you want to migrate them to a folder other than the default Contacts folder. For example:

MergeAddressBookFolder=AllContacts

This parameter is ignored if *MergeAddressBooks=0*.

[General] MergeAddressBooks=<#>

Type:	Default:	Occurs in:
boolean	1	Data Migr

MergeAddressBooks=1 tells the wizard to merge all migrated address books into the single *Contacts* folder, or into a single folder as named by the *MergeAddressBookFolder* parameter (see above). When *MergeAddressBooks=0*, the program will migrate different address books to different folders, one folder per address book.

[General] MigForwarding=<#>

Type:	Default:	Occurs in:
boolean	1	Data Migr

Tells the Data Migration Wizard whether to migrate Notes server-based AutoForwarding rules (if any) to become comparable forwarding rules in Exchange. For example:

MigForwarding=0

... disables the migration of server-based forwarding rules. By default (*MigForwarding=1*) the wizard will migrate Notes forwarding rules. If the Notes forwarding address is a Notes-style address, the address will be added in Exchange as a Notes address only if *AllowForwardtoNotesConnector=1*.

[General] Migrate=<#>

Type:	Default:	Occurs in:
boolean	[GUI entry]	Data Migr

This value corresponds to a GUI element in the Data Migration Wizard: the Migrate users checkbox in the *Operations* screen. The Wizard writes this value to the Task Parameters from an admin's GUI entry; Quest recommends you do not manually enter or change this value except at the direction of Quest Support.

[General] MigrateArchives=<#>

Type:	Default:	Occurs in:
boolean	[GUI entry]	Data Migr

This value corresponds to a GUI element in the Data Migration Wizard: the Migrate archives checkbox in the *Specify Data for Migration* screen. The Wizard writes this value to the Task Parameters from an admin's GUI entry; Quest recommends you do not manually enter or change this value except at the direction of Quest Support.

[General] MigratePAB=<#>

Type:	Default:	Occurs in:
boolean	[GUI entry]	Data Migr

This value corresponds to a GUI element in the Data Migration Wizard: the Migrate personal address books checkbox in the *Specify Data for Migration* screen. The Wizard writes this value to the Task Parameters from an admin's GUI entry; Quest recommends you do not manually enter or change this value except at the direction of Quest Support.

[General] MigrateRecentContacts

Type:	Default:	Occurs in:	New in:
boolean	1	Data Migr	4.7

`MigrateRecentContacts=1` tells the wizard/SSDM to migrate the PABs' Recent Contacts list to the folder specified by the `RecentContactsFolder` parameter.

[General] MigrateRecurringBeforeRange=<#>

Type:	Default:	Occurs in:	New in:
boolean	0	Data Migr	4.1.5

Determines whether the wizard will (1) or will not (0) migrate all instances of a recurring appointment or task when the first instance occurs prior to the range of a specified date filter (if any has been defined), but the last instance occurs within or after the date filter range. For example, if a date filter had been defined to migrate only mail and calendar items from October 10 through 25, and a recurring weekly appointment or task has been defined to run three weeks beginning October 1 (so appointments occur on October 1, 8 and 15), then:

`MigrateRecurringBeforeRange=1`

... would tell the wizard to migrate all three instances of the series. Likewise, if the same October 10-25 date filter were defined, and a recurring weekly appointment spanned five weeks beginning October 1 (for instances on October 1, 8, 15, 22 and 29), then `MigrateRecurringBeforeRange=1` would migrate all five instances.

If `MigrateRecurringBeforeRange=0`, none of the instances of a recurring appointment or task are migrated if the first instance of the series occurs prior to the range of a defined date filter.

[General] MigrateServerMail=<#>

Type:	Default:	Occurs in:
boolean	[GUI entry]	Data Migr

This value corresponds to a GUI element in the Data Migration Wizard: the Migrate mail data checkbox in the *Specify Data for Migration* screen. The Wizard writes this value to the Task Parameters from an admin's GUI entry; Quest recommends you do not manually enter or change this value except at the direction of Quest Support.

[General] MinSpace=<###>

Type:	Default:	Occurs in:
integer	100	Data Migr

The minimum disk space, in MB, that must be available on the admin's migration server for the Data Migration Wizard to run. For example, if:

`MinSpace=200`

... and the available disk space on the migration server is only 180MB, the wizard will display an error message and abort its run.

[General] MsgRequireAnyFeature=<#>

Type:	Default:	Occurs in:	New in:
keyword (single digit 0, 1, 2, 4 or 7)	0	Data Migr	4.1.5

Tells the Data Migration Wizard which types of messages to migrate, depending on the features of each message. The parameter value must be one of these single-digit numeric keywords:

0 (default): Migrate all items.

1: Migrate only items with embedded OLE objects.

- 2: Migrate only items with inline MIME attachments.
- 4: Migrate only items with Notes RTF bodies with bitmaps.
- 7: Migrate only items with one or more of the features listed above.

For example: *MsgRequireAnyFeature=2* tells the wizard to migrate only messages with inline MIME attachments.

[General] PABDest=<ValidKeyword>

Type:	Default:	Occurs in:
keyword	server	Data Migr

The destination for migrated Personal Address Books data. Valid values are "PST" or "server." For example:

PABDest=PST

If *PABDest=server*, then the *PABDestServerArchive* parameter (documented separately below) determines whether PABs will be migrated to users' server-mail mailboxes or personal-archive mailboxes.

[General] PABDestServerArchive=<#>

Type:	Default:	Occurs in:	New in:
boolean	0	Data Migr	4.4.1

For an Exchange 2010 or Office 365 target (only), and when migrating to users' Exchange server (only), this parameter determines whether PABs will be migrated to users' server-mail mailboxes (0) or personal-archive mailboxes (1). For example: *PABDestServerArchive=1* tells the wizard to migrate users' PABs to their personal-archive mailboxes. Note that this *PABDestServerArchive* parameter is relevant only if *PABDest=server* (as documented above). If *PABDest=pst*, this *PABDestServerArchive* parameter is ignored.

[General] PostLogs=<#>

Type:	Default:	Occurs in:
boolean	1	NMM

This value corresponds to a GUI element in the Notes Migration Manager: the **Post user logs to the central directory** checkbox in the *Shared Directories Configuration* screen. The program writes the value from an admin's GUI entry to the NMM Task Parameters, and also (the same value) to a corresponding *PostLogs* parameter and a *SendStatus* parameter in the [General] section of the *notesdtapp.ini* file (for the SSDM). (For more information, see the *PostLogs* and *SendStatus* parameters in the *notesdtapp.ini* pages of this *Reference*.) Quest recommends you do not manually enter or change this value except at the direction of Quest Support.

[General] ProxyAccessType=<keyword>

[General] ProxyAuthMechanismType=<keyword>

[General] ProxyUserName=<string>

[General] ~ProxyPassword=<string>

These several parameters together configure Migrator for Notes to Exchange proxy settings, to better facilitate connections to Office 365 and other hosted platforms when using a proxy server to connect to the Internet. These parameters pertain only to PowerShell operations, and also require that MAPI proxy access be configured through Windows' Internet Options dialog box. This [Quest KnowledgeBase article](#) explains how to configure a proxy server in Windows that will allow Migrator for Notes to Exchange to connect to Office 365.

Introduced in version 4.5.2, these parameters occur in the Provisioning Wizard and Data Migration Wizard.

Note that not all enumerations of *AuthenticationMechanism* or *AccessType* are supported by the *PSSessionOption* object (according to PowerShell documentation). Supported values are listed here.

ProxyAccessType can be set to any of these values:

- **AutoDetect:** Forces auto-detection of the access type for the proxy configuration.
- **IEConfig:** Internet Explorer proxy configuration for the current active network connection is used.
- **None:** The proxy access type is not specified. This means that proxy information, such as `ProxyAccessType`, `ProxyAuthenticationMechanism`, and `ProxyCredential`, is not passed to the WSMAN service.
- **NoProxyServer:** Do not use a proxy server when configuring proxy settings. This mechanism resolves all the host names locally.
- **WinHttpConfig:** Proxy settings are configured for WinHTTP using the `ProxyCfg.exe` utility (prior to Win 7) or `netsh.exe` (for Win 7 or later).

`ProxyAuthMechanismType` can be set to any of these values:

- **Basic:** The connection is made using Basic authentication.
- **Digest:** The connection is made using Digest authentication. Digest authentication operates much like Basic authentication. However, unlike Basic authentication, Digest authentication transmits credentials across the network as a hash value, also known as a message digest. The user name and password cannot be deciphered from the hash value. In comparison, Basic authentication sends a Base 64 encoded password, essentially in clear text, across the network.
- **Negotiate (default):** The connection is made using Kerberos or NTLM. The server uses Kerberos to authenticate a domain account and NTLM for local computer accounts. The user name should be specified in the form `domain\username` for domain users or `servername\username` for local users on a server computer.

`ProxyUserName` must also be specified for some types of authentication.

`~ProxyPassword` must also be specified for some types of authentication.

[General] `PstDirErrList=<FullPathAndFilename>`

Occurs in: Data Migr. This is an internal scratch parameter (see [Transient "scratch" parameters](#)).

[General] `PublicDelegates=<#>`

Type:	Default:	Occurs in:	New in:
boolean	1	Data Migr	4.1.1

Tells the Data Migration Wizard whether to migrate Notes' "send on behalf of" delegation rights. The Wizard migrates these rights by default (1), but this feature can be disabled by: `PublicDelegates=0`

[General] `RecentContactsFolder`

Type:	Default:	Occurs in:	New in:
string	Recent Contacts	Data Migr	4.7

Specifies the name of the folder to which the PAB's Recent Contacts list will be migrated. This parameter is ignored if `MigrateRecentContacts=0`.

[General] `ResetMigAppWorkItems=<#>`

Type:	Default:	Occurs in:	New in:
boolean	0	Q Sched	4.6

Determines whether Migrator for Notes to Exchange's scheduling application (`Qsched.exe`) will reset recurring work items back to a "ready" state upon launch. Before this parameter was introduced, the reset was automatically applied and sometimes caused users to migrate multiple times. The default (`ResetMigAppWorkItems=0`) does not reset work items to a "ready" state for recurring tasks. To enable the feature (the behavior in earlier releases), set

ResetMigAppWorkItems=1. Quest recommends this feature always be disabled (0) if you are attempting a balanced migration across multiple machines.

[General] RunAsService=<#>

Type:	Default:	Occurs in:	New in:	Deprecated in:
boolean	0	Q Sched	4.5.4	4.9.0

Determines whether Migrator for Notes to Exchange's scheduling application (*QSched.exe*) will run as a service, which in turn loads the MAPI subsystem in a "running as service" context, so MAPI will not try to display a log-in prompt to the user. For example, *RunAsService=1* tells QSched to run as a service. By default (0), QSched will not run as a service—as in prior Migrator for Notes to Exchange releases.

When running as a service, MAPI uses the credentials of the currently logged-in user (in this case, the account under which the service is running). When running Migrator for Notes to Exchange this way, the service must be running as the Exchange user normally configured in the Migrator for Notes to Exchange console.

Due to changes in the scheduling service, this parameter is deprecated in version 4.9.0 and higher.

[General] ServerMailDest=<ValidKeyword>

Type:	Default:	Occurs in:
keyword	server	Data Migr

Sets the destination for migrated server mail. Valid values are "PST" or "server." For example:

```
ServerMailDest=PST
```

If *ServerMailDest=server*, then the *ServerMailDestServerArchive* parameter (documented separately below) determines whether server mail will be migrated to users' server-mail mailboxes or personal-archive mailboxes.

[General] ServerMailDestServerArchive=<#>

Type:	Default:	Occurs in:	New in:
boolean	0	Data Migr	4.4.1

For Exchange 2010 (only), and when migrating to users' Exchange server (only), this parameter determines whether server mail will be migrated to the users' server-mail mailboxes (0) or personal-archive mailboxes (1). For example: *ServerMailDestServerArchive=1* tells the wizard to migrate users' server mail to their personal-archive mailboxes.

Note that this *ServerMailDestServerArchive* parameter is relevant only if *ServerMailDest=server* (as documented above). If *ServerMailDest=pst*, this *ServerMailDestServerArchive* parameter is ignored.

[General] SharePointServerName=<ServerName>

Type:	Default:	Occurs in:
string	[none]	Data Migr

Specifies the name of the SharePoint server where the Proposion-linked documents reside, if *HTMLdoclinks=2* (in this same [General] section). For example:

```
SharePointServerName=Banff
```

[General] ShowSetMailDomain=<#>

Type:	Default:	Occurs in:	New in:
boolean	0	Data Migr	3.2.0

Determines whether the Data Migration Wizard will (1) or will not (0) display an optional set of fields, on its *Select Notes Administrative Operations* screen, that let the admin set the domain values for the source mail domain, calendar domain, and mail system. For example:

```
ShowSetMailDomain=1
```

... tells the wizard to display the fields. When *ShowSetMailDomain=1*, these other parameters (in the [Notes] section of these parameter settings) may be used to set the default values for the corresponding fields:

```
DoSetMailDomain=<#>  
FwdMailDomain=<domain>  
DoSetCalDomain=<#>  
FwdCalDomain=<domain>  
DoSetMailSystem=<#>  
MailSystem=<#>
```

[General] SkipOutOfRangeExceptions=<#>

Type:	Default:	Occurs in:	New in:
boolean	0	Data Migr	4.1.5

Determines whether the wizard will (0) or will not (1) migrate an exception to a recurring appointment or task when the original or rescheduled start time falls outside the range of a defined date filter (if any). This parameter does not control whether such an instance would be migrated at all, but only whether the instance would be migrated as originally scheduled, or as it was changed. If, for example:

```
SkipOutOfRangeExceptions=1
```

... and one instance of a recurring series was originally scheduled for October 1 but had been changed to October 2, and if that instance occurs outside a defined date filter range, then the wizard will skip the exception—i.e., will migrate the instance at its original October 1 time rather than as changed, to October 2. If *SkipOutOfRangeExceptions=0* (default), then the wizard would migrate the instance as changed, for October 2.

[General] SMTPTranslationTable=<PathSpecification>

Type:	Default:	Occurs in:
string	[none]	NMM, Dir Exp, Data Loc, PAB Replic, Data Migr

Specifies the path and filename of the SMTP Translation Table: a data file generated by the Directory Export Wizard and used by other Quest applications and Wizards to convert addresses in messages, address books, and contacts to the appropriate Internet (SMTP) address for each user. The Directory Export Wizard writes this value to the Task Parameters automatically; Quest recommends you do not manually enter or change this value except at the direction of Quest Support.

[General] SQLCredentials=<value>

Type:	Default:	Occurs in:
string	[none]	Data Migr

This value, automatically generated from values in the *SQL Server Configuration* screen of Notes Migration Manager, is used by the Data Migration Wizard to access necessary licensing information during the migration process. Quest recommends you do not manually enter or change this value except at the direction of Quest Support.

[General] ThreadCnt=<##>

Type:	Default:	Occurs in:
integer	[none]	Data Migr

This value, representing the number of simultaneous processes the program will use to perform migrations, corresponds to a GUI element in the Data Migration Wizard: the **Number of migration threads** field in the *Specify Migration Run Information* screen. The wizard writes this value to the Task Parameters from an admin's GUI entry; Quest recommends you do not manually enter or change the value except at the direction of Quest Support.

[General] UseFilteredAttachmentMsg=<#>

Type:	Default:	Occurs in:	New in:
boolean	0	Data Migr	3.2.0

Determines whether the Data Migration Wizard will insert a default message (0) or a customized message (1) to replace an attachment that the wizard has removed from a migrating message because it is encrypted or because the attachment exceeds a size limit. The Wizard removes such an attachment from a migrating message, and replaces it with an explanatory note. The explanatory note can be either a default explanation, or some customized message from a text file specified by a separate parameter (either *AttachmentLostDueToEncryptionMsg* or *AttachmentFilteredbySizeMsg*, as described above).

For example, *UseFilteredAttachmentMsg=1* tells the wizard to insert the customized message. This feature is also an option in the SSDM (same parameter, but in *notesdtapp.ini*).

[General] UseFilteredBodyMsg=<#>

Type:	Default:	Occurs in:	New in:
boolean	0	Data Migr	3.2.0

Determines whether the Data Migration Wizard will insert a default message or a customized message to replace the encrypted body of a migrated encrypted message. The Wizard removes the message body from every encrypted message it migrates, and replaces it with an explanatory note. The explanatory note can be either the default ("An encrypted bodypart was discarded"), or some customized message from a text file specified by the separate *BodyLostDueToEncryptionMsg* parameter (see above). For example:

```
UseFilteredBodyMsg=1
```

... tells the wizard to insert the customized message. This feature is also an option in the SSDM (same parameter, but in *notesdtapp.ini*).

[General] UseLargePsts=<#>

Type:	Default:	Occurs in:
boolean	1	Data Migr

UseLargePsts=0 forces the program to not use large PSTs, whereas by default (1) the program will use large PSTs if possible. Note: A setting of 1 will not force Unicode PSTs if Outlook 2003 or later is not installed. The program cannot create PSTs without the proper MAPI components (from Outlook 2003 or later) in place.

[General] UserErrList=<FullPathAndFilename>

Occurs in: Data Migr. This is an internal scratch parameter (see [Transient "scratch" parameters](#)).

[General] UseSeparatePSTS=<#>

Type:	Default:	Occurs in:
boolean	1	Data Migr

UseSeparatePSTS=0

... tells the wizard to migrate all data into a single pst file per user. The default is 1, so data is migrated into multiple psts.

[General] WatchdogMinutes=<##>

Type:	Default:	Occurs in:	Default changed in:
integer	180	Data Migr	4.7

Specifies the number of minutes of inactivity the Data Migration Wizard will wait within a program run before assuming a process has encountered a fatal error, and aborting the process. For example: *WatchdogMinutes=60*

Migration to hosted platforms often generates more process timeouts than migration to a local server, particularly when migrating quantities of large messages (usually due to large attachments). We therefore recommend the default *watchdogminutes=180* for connections to Office 365, to make the migration program "forgiving." A substantially lower setting of, say, *watchdogminutes=30* might be better suited to migration to a local server, where shorter and higher-quality transmission paths make timeouts less common.

A value of 0 tells the wizard to wait indefinitely (forever) for activity, rather than reporting a fatal error has occurred after some period of time.

[General] WorkerRestartDelaySeconds=<##>

Type:	Default:	Occurs in:
integer	10	Data Migr

Specifies the number of seconds the Data Migration Wizard will wait before restarting a migration which has encountered MAPI errors specified in the *MAPIErrorsToRetry* parameter. For example:

WorkerRestartDelaySeconds=30

[IncludeFoldersAndViews] section

[IncludeFoldersAndViews]

Include<#>=<FolderName>

Include<#>=<ViewName>

Type:	Default:	Occurs in:	New in:
string	none	Data Migr	4.15

Each line specifies a folder or view, by name, to be included with the migration. For example:

[IncludeFoldersAndViews]

Include0=My Folder

Include1=My View

i | **NOTE:** If a folder is named in both the [Filters] section and the [IncludeFoldersAndViews] section, the [Filters] sections takes precedence, and the folder or view will not be migrated.

[Notes] section

[Notes] ACLIgnore<#>=<AlphanumString>

Type:	Default:	Occurs in:
string	[GUI entry]	Data Loc

These parameters correspond to GUI elements in the Data Locator Wizard: each ACLIgnore<#> parameter identifies a single user in the **Selected Users** box of the *Select Administrative Users to Ignore* screen. The digit(s) appended to an ACLIgnore<#> key name differentiate one parameter from another. For example:

```
ACLIgnore0=Addison David
ACLIgnore1=Adeline Awbrite
ACLIgnore2=Albert Eisensteiner
ACLIgnore3=Baba Wawa
```

The Wizard writes these values to the Task Parameters from the GUI entries; Quest recommends you do not manually enter or change this value except at the direction of Quest Support. Multiple ACLIgnore<#> parameters need not appear in numerical order, and need not form an uninterrupted numeric sequence. But the wizard will read only ACLIgnore<#> parameters whose differentiating digits are less than a value specified by an ACLIgnoreCount parameter (see below) in this same [Notes] section.

[Notes] ACLIgnoreCount=<value>

Type:	Default:	Occurs in:
integer	[GUI entry]	Data Loc

A limit to the number of ACLIgnore<#> parameters (see above) that the Data Locator Wizard will process in this section. The Wizard will read only ACLIgnore<#> parameters whose differentiating digits are less than this ACLIgnoreCount parameter value. For example, if:

```
[Notes]
ACLIgnoreCount=4
ACLIgnore0=Addison David
ACLIgnore1=Adeline Awbrite
ACLIgnore2=Albert Eisensteiner
ACLIgnore3=Baba Wawa
ACLIgnore4=Carlton Yerdoorman
ACLIgnore5=David Addison
```

... then the wizard will read all of the parameters except ACLIgnore4 and ACLIgnore5, since ACLIgnoreCount=4, and neither 4 nor 5 is less than 4.

[Notes] AllowNotesForeignDirSync=<#>

Type:	Default:	Occurs in:	New in:
boolean	1	Data Migr	4.1.5

This value corresponds to a GUI element in the Data Migration Wizard: the Allow foreign directory synchronization checkbox in the *Specify Remove Notes Forwarding Settings* screen. The Wizard writes this value to the Task Parameters from an admin's GUI entry; Quest recommends you do not manually enter or change this value except at the direction of Quest Support.

This parameter is used only with Manage mail routing, when removing Notes forwarding attributes. For example:

```
AllowNotesForeignDirSync=0
```

... tells the wizard to set Foreign Directory Synchronization in the Notes person document to No, while a value of 1 would set it to Yes.

[Notes] AlwaysDoForwarding=<#>

Type:	Default:	Occurs in:	New in:
keyword	0	Data Migr	4.1

This value corresponds to a GUI element in the Data Migration Wizard: the **Overwrite existing mail forwarding address** radio buttons in the *Specify Notes to Exchange Mail Forwarding* screen. Quest recommends you do not manually enter or change this value except at the direction of Quest Support. The parameter value tells the wizard whether to set, update or remove mail-forwarding rules, per the admin's instructions in other program entries, even if the wizard detects an existing forwarding address or rule already in place for a particular user. Valid values are single-digit numeric:

0 (default): The Wizard will not set, update or remove existing forwarding unless the new forwarding domain matches the domain of the existing forwarding address—a precaution to prevent the inadvertent overwriting or removal of existing forwarding rules that have nothing to do with migration.

- 1: The Wizard will always change any existing forwarding, regardless of the existing forwarding address.
- 2: The Wizard will never change any existing forwarding.

[Notes] AlwaysRmvForwarding=<#>

Type:	Default:	Occurs in:	New in:
boolean	[GUI entry]	Data Migr	4.1

This value corresponds to a GUI element in the Data Migration Wizard: the **Always** vs. **Only if...** radio buttons under **Remove existing MailForwarding address**, in the *Remove Existing Forwarding from Notes* screen. Quest recommends you do not manually enter or change this value except at the direction of Quest Support. The boolean parameter value tells the wizard whether it should refrain from removing an existing forwarding address or rule in Notes if its domain does not match a *ForwardingDomain* parameter value (also in this [Notes] section, and also derived from a GUI entry in the same screen):

- 0: Remove forwarding only if domain matches.
- 1: Always remove forwarding, regardless of domain.

[Notes] AlwaysUseDefaults=<#>

Type:	Default:	Occurs in:
boolean	0	NMM, Dir Exp, Data Loc, NABs Disc, Doms Disc, Data Migr, PAB Replic

This value corresponds to a checkbox GUI element in the Notes Migration Manager: the **Always use these values** field in the *Notes Server Configuration* screen. The value determines whether the wizards that need this information will always use the access credentials entered into the corresponding *Notes Server Configuration* screen. For example, if:

AlwaysUseDefaults=1

... a wizard will skip the screen that requests this information, saving the admin the trouble of having to reenter the values and manually dismiss the screen. By default (*AlwaysUseDefaults=0*), the wizard will take the values entered in Notes Migration Manager as its defaults, but will display the screen to offer the option of accepting or changing the default credentials.

[Notes] AppointmentForms=<Alternate Name>

Type:	Default:	Occurs in:	New in:
string	[none]	Data Migr	3.1.0

Permits the designation of alternate names for forms to migrate. You may enter a value ending with an asterisk (*) for simple wildcard matching. You may also specify one or more form names; the first listed name is the default. To define more than one, use a pipe character (|) to separate each pair:

AppointmentForms=appointment|another name|...

[Notes] AppointmentLocationSource=<#>

Type:	Default:	Occurs in:	New in:
keyword (single digit 0, 1, 2, 3 or 4)	1	Data Migr	4.4.1

Determines how Migrator for Notes to Exchange will fill the *Location* field of a migrated appointment. The parameter value tells the migrator which Notes field to copy into an appointment's *Location* field, depending on whether the source field is empty: *AppointmentLocationSource=<#>*

Valid values are these five single-digit keywords:

- 0: FAVOR_LOCATION (try to use Location, but if it is empty use Room)
- 1 (default): FAVOR_ROOM (try to use Room, but if it is empty use Location)
- 2: ALWAYS_LOCATION (use Location, even if it is empty)
- 3: ALWAYS_ROOM (use Room, even if it is empty)
- 4: Retain both room and location.

[Notes] ArchiveDesignClass=<DesignClassName>

Type:	Default:	Occurs in:
string	[none]	Data Migr

ArchiveDesignClass=class2

... tells the Data Migration Wizard to recognize *class2* as an additional design class (in addition to the default design class) for Archive NSF files. If the wizard finds an NSF file that does not match any of the program's default design classes for Archive, Mail or PAB files, the wizard will look at this parameter (and the comparable *MailDesignClass* and *PABDesignClass* parameters) to find an alternate design class, and thereby determine the file type. To designate more than one additional design class for Archive files, use the pipe character (|) to separate between class names, like this: *class2|class3|class4*

[Notes] ArchiveDir=<DirectorySpecification>

Type:	Default:	Occurs in:
string	[GUI entry]	Data Loc

This value corresponds to a GUI element in the Data Locator Wizard: the Root directories box in the *Specify Notes Archive Directories* screen. One or more directories may be specified within the single parameter value. To define more than one, use a pipe character (|) to separate each pair. Example:

ArchiveDir=\\folder\data\arch1 | \\folder\data\arch2 | \\folder\data\arch3 | ...

The Wizard writes this value to the Task Parameters from the GUI entry; Quest recommends you do not manually enter or change this value except at the direction of Quest Support.

[Notes] ArchiveReplicaDir=<DirectorySpecification>

Type:	Default:	Occurs in:
string	[GUI entry]	Data Loc

This value corresponds to a GUI element in the Data Locator Wizard: the Directory text box in the *Specify Notes Archive Replica Directory* screen. The Wizard writes this value to the Task Parameters from the GUI entry; Quest recommends you do not manually enter or change this value except at the direction of Quest Support.

[Notes] ArchiveReplicaServer=<Server>

Type:	Default:	Occurs in:
string	[GUI entry]	Data Loc

This value corresponds to a GUI element in the Data Locator Wizard: the Server text box in the *Specify Notes Archive Replica Directory* screen. The Wizard writes this value to the Task Parameters from the GUI entry; Quest recommends you do not manually enter or change this value except at the direction of Quest Support.

[Notes] CountIntentionallySkippedItems=<#>

Type:	Default:	Occurs in:	New in:
boolean	1	Data Migr	4.12.1

Determines whether the Data Migration Wizard's logging and statistics for unmigrated items will include or exclude items that do not appear in the *FailedMessageList* skipped-items folder because they were intentionally skipped. (The *FailedMessageList* feature is described in separate entries for the *WriteFailedMessageList...* parameters, also in this [Notes] section.)

For example, the program will intentionally skip PAB Replicator messages or calendar items if these items have not been selected for migration, but they will not appear in the *FailedMessageList* skipped-items folder since they were deliberately excluded from the migration. This *CountIntentionallySkippedItems* parameter lets you choose whether MNE should still count these items in its skipped-items statistics, and report them in its logs.

By default (1), the log and statistics will include items that have been skipped but do not appear in the skipped-items folder. To disable logging and counting such items, set *CountIntentionallySkippedItems=0*. Note also:

- Any setting for this *CountIntentionallySkippedItems* parameter is ignored if the *FailedMessageList* feature is disabled.
- A setting of *CountIntentionallySkippedItems=0* will override *[General] LogSkippedAppointment-Responses=1* (so the program will not log or count skipped appointment responses).

[Notes] CreateFwdAddrInAD=<#>

Type:	Default:	Occurs in:
boolean	1	Data Migr

This value corresponds to a GUI element in the Data Migration Wizard: the Verify source forwarding address... text box in the *Specify Notes to Exchange Mail Forwarding* screen. The Wizard writes this value to the Task Parameters from the GUI entry; Quest recommends you do not manually enter or change this value except at the direction of Quest Support.

The default value of 1 corresponds to a marked checkbox, and tells the wizard to validate the email address in Active Directory before setting it as a forwarding address in Notes. But validating the AD address can cause problems when an email address does not exist in AD (for example, in a BPOS-S migration), since Migrator for Notes to Exchange then does not set the forwarding address in Notes.

[Notes] CustomAttr<#>=<AttributeName>

Type:	Default:	Occurs in:	New in:
string	[none]	Dir Exp	4.1.1

Each *CustomAttr<#>* parameter specifies a Notes custom attribute whose values you want the Directory Export Wizard to capture and export to the SQL Server migration data tables. The Collection Wizard can then use these attributes as a basis for member selection to various collections. The *CustomAttr<#>* parameter(s) let you define which of Notes' custom attributes you want the Directory Export Wizard to capture. For example:

[Notes]

CustomAttr1=Name_of_a_Notes_Attrib
CustomAttr2=Name_of_Another_Notes_Attrib
CustomAttr3=Name_of_Some_Other_Notes_Attrib
CustomAttr4=Name_of_Yet_Another_Notes_Attrib

These *CustomAttr<#>* parameters must be defined in the Global Defaults.

You can use any defined custom attribute as a way to select members for a collection. For example, if you define *CustomAttr1=SaladDressing* (a Notes attribute named "SaladDressing"), the Directory Export captures all of the user values for the *SaladDressing* attribute. You could then create a collection by selecting only members for whom *SaladDressing=Italian*. In the *Add Members* screen, defined attributes like "SaladDressing" will appear in the **Attribute** drop-down list box as additional options.

The digit(s) appended to a *CustomAttr<#>* key name differentiate one parameter from another. You may define as many as ten attributes to capture, *CustomAttr1* through *CustomAttr10*.

[Notes] DateFilterUsingFormula=<#>

Type:	Default:	Occurs in:
boolean	1	Data Migr

Controls whether the Data Migration Wizard will use a newer processing method to improve performance when migrating with a date filter, or use the older original method. The program default (1) is to use the newer method, but *DateFilterUsingFormula=0* tells the program to use the original method instead.

[Notes] DeleteMailDomain=<#>

Type:	Default:	Occurs in:
boolean	0	Data Migr

DeleteMailDomain=1

... tells the Data Migration Wizard to clear users' Domain fields in their Notes records as the wizard sets forwarding. (The Domain fields are a feature of the Notes environment, but do not appear in the Quest application GUI.) This can be helpful in some circumstances where the Domain fields might impede mail-routing out of the Notes environment. This feature is disabled by default (0), so the fields are not cleared.

[Notes] DisableDirsync=<#>

Type:	Default:	Occurs in:
boolean	[GUI entry]	Data Migr

Determines whether Migrator for Notes to Exchange will set foreign directory synchronization according to the setting for the *SourceAdminDirSync* parameter (also in this [Notes] section), which defaults to 0 (disable). This value corresponds to a GUI element in the Data Migration Wizard: the **Set foreign directory sync** checkbox in the *Select Notes Administrative Operations* screen. The Wizard writes this value to the Task Parameters from an admin's GUI entry; Quest recommends you do not manually enter or change this value except at the direction of Quest Support.

[Notes] DisableNotesForeignDirSync=<#>

Type:	Default:	Occurs in:	New in:
boolean	1	Data Migr	4.14.0

When the **Manage mail routing** operation is used to configure forwarding of Notes email to Exchange, the Notes *AvailableForDirsync* attribute in the user's person document is updated if mail co-existence is handled using Microsoft Transporter Suite or Quest Coexistence Manager for Notes. By default, the *AvailableForDirsync* attribute is updated by setting it to "0", which disables Notes foreign directory sync. To allow Notes foreign directory sync to continue, set this parameter to "0" and *AvailableForDirsync* will be set to "1" instead.

[Notes] DisableNotesUsersAfterMigration=<#>

Type:	Default:	Occurs in:	New in:
keyword (single digit 0, 1 or 2)	0	Data Migr	4.7

Determines whether the wizard will disable Notes users after migration, or not, or undo the disabling of Notes users in a prior run of the wizard. The parameter takes a single-digit keyword, which must be of these three valid options:

- 0: Do not disable users after migration.
- 1: Disable Notes users after migration.
- 2: Undo previous disable of users after migration.

[Notes] DocLinksDefaultServer=<ServerName>

Type:	Default:	Occurs in:
string	[null]	Data Migr

Specifies the name of a Domino server that the Data Migration Wizard will use to compose HTTP- or Notes-style DocLink URLs if it cannot find the server by its own lookup method (as specified by the *DocLinksFastLookupOnly* parameter, described below). The parameter value is a string specifying the name of the server. The specified server name must be the TCP/IP server name (e.g., *bighat.itsfunny.com*), and *not* a Domino server name (*bighat/itsfunny*).

If the designated lookup method fails to find the server, Migrator for Notes to Exchange will use the server name specified by *DocLinksDefaultServer* or, if no *DocLinksDefaultServer* is specified (default is *null*), will migrate the item without the DocLink.

[Notes] DocLinksFastLookupOnly=<#>

Type:	Default:	Occurs in:
boolean	1	Data Migr

Determines the method the Data Migration Wizard will use to look up the server for an HTTP- or Notes-style DocLink. By default (1), the wizard will use only a new, faster method introduced in Migrator for Notes to Exchange version 4.5.0. Or you can revert to the earlier method by setting *DocLinksFastLookupOnly=0*. (Quest has not observed any case where the older method was more reliable than the faster new method.)

If neither method finds the server, the wizard will use the server name specified by the *DocLinksDefaultServer* parameter (see above) or, if no *DocLinksDefaultServer* is specified, will migrate the item without the DocLink.

[Notes] DocLinksHttpPort=<#>

Type:	Default:	Occurs in:
integer	80	Data Migr

Tells the Data Migration Wizard which port to insert into a DocLink URL upon migration of a DocLink. If unspecified, the wizard will use port 80.

[Notes] DominoDomain=<DomainName>

Type:	Default:	Occurs in:	New in:
string	[GUI entry]	Data Migr	4.1

This value corresponds to a GUI element in the Data Migration Wizard: the Specify your Domino domain text box in the *Specify Notes to Exchange Mail Forwarding* screen. The field specifies the root (highest-ranking) domain containing the Domino server. If, for example, the server is *server/xyzcorp*, then this field value should be *xyzcorp*. Quest recommends you do not manually enter or change this value except at the direction of Quest Support.

[Notes] DoNotesMailRouting=<#>

Type:	Default:	Occurs in:	New in:
boolean	[GUI entry]	Data Migr	4.1

This value corresponds to a GUI element in the Data Migration Wizard: the **Forwarding does not need to be removed...** checkbox in the *Remove Existing Forwarding from Notes* screen. Quest recommends you do not manually enter or change this value except at the direction of Quest Support.

[Notes] DoNotResolveNonNetworkAttendee=<#>

Type:	Default:	Occurs in:	New in:
boolean	0	Data Migr	4.5.4

Determines whether the Data Migration Wizard will relay a Notes attendee's name as a text string in the list of meeting attendees, but not attempt to match the name with an AD object. For example:

DoNotResolveNonNetworkAttendee=1

... tells the wizard to enable this feature and copy the text string of an attendee's name into an invitation if the value does not contain either the @ or / character, or the string CN=. By default (0), this feature is disabled, and the wizard will associate such a name with a corresponding name in AD.

This feature is useful when no SMTP address is associated with the attendee in the Notes source, because it prevents the wizard from erroneously mapping an attendee with no SMTP address to a Notes user with the same name. This eliminates the possibility of a cancellation or reschedule notice being sent to an internal employee in the GAL who was never invited to the meeting.

[Notes] DoRmvForwarding=<#>

Type:	Default:	Occurs in:	New in:
boolean	[GUI entry]	Data Migr	4.1

This value corresponds to a GUI element in the Data Migration Wizard: the **Remove existing MailForwarding address** checkbox in the *Remove Existing Forwarding from Notes* screen. Quest recommends you do not manually enter or change this value except at the direction of Quest Support.

[Notes] DoSetCalDomain=<#>

Type:	Default:	Occurs in:	Expanded in:
boolean	[GUI entry]	Data Migr	4.1

This value corresponds to two GUI elements in the Data Migration Wizard: the **Set Calendar Domain** checkbox in the *Specify Notes to Exchange Mail Forwarding* screen, and the **Set Calendar Domain** checkbox in the *Remove Existing Forwarding from Notes* screen. The admin's entry in the *Specify Notes to Exchange Mail Forwarding* screen sets the default display in the *Remove Existing Forwarding from Notes* screen. Quest recommends you do not manually enter or change this value except at the direction of Quest Support.

[Notes] DoSetForwarding=<#>

Type:	Default:	Occurs in:	New in:
boolean	[GUI entry]	Data Migr	4.1

This value corresponds to a GUI element in the Data Migration Wizard: the **Set Mail Forwarding address** checkbox in the *Specify Notes to Exchange Mail Forwarding* screen. Quest recommends you do not manually enter or change this value except at the direction of Quest Support.

[Notes] DoSetMailDomain=<#>

Type:	Default:	Occurs in:	New in:
boolean	[GUI entry]	Data Migr	4.1

This value corresponds to two GUI elements in the Data Migration Wizard: the **Set Mail Domain** checkbox in the *Specify Notes to Exchange Mail Forwarding* screen, and the **Set Mail Domain** checkbox in the *Remove Existing Forwarding from Notes* screen. The admin's entry in the *Specify Notes to Exchange Mail Forwarding* screen sets the default display in the *Remove Existing Forwarding from Notes* screen. Quest recommends you do not manually enter or change this value except at the direction of Quest Support.

[Notes] DoSetMailSystem=<#>

Type:	Default:	Occurs in:	New in:
boolean	[GUI entry]	Data Migr	4.1

This value corresponds to two GUI elements in the Data Migration Wizard: the **Set MailSystem** checkbox in the *Specify Notes to Exchange Mail Forwarding* screen, and the **Set MailSystem** checkbox in the *Remove Existing Forwarding from Notes* screen. The admin's entry in the *Specify Notes to Exchange Mail Forwarding* screen sets the default display in the *Remove Existing Forwarding from Notes* screen. Quest recommends you do not manually enter or change this value except at the direction of Quest Support.

[Notes] DoSetNotesFormatPreference=<#>

Type:	Default:	Occurs in:	New in:
boolean	0	Data Migr	4.1.5

This value corresponds to a GUI element in the Data Migration Wizard: the **Set format preference** checkbox in the *Specify Remove Notes Forwarding Settings* screen. Used only with **Manage mail routing**, when removing Notes forwarding attributes, this parameter determines whether the wizard will enable the adjacent drop-down list box, in which the admin must specify how to set the Notes Format preference for incoming mail parameter. (The selected value is then saved to the *NotesFormatPreference* parameter, also in this [Notes] section, and documented separately below). For example: *DoSetNotesFormatPreference=1* tells the wizard to enable the drop-down list box, while the default value of 0 tells the wizard to disable the drop-down list box.

The parameter is ignored if the Transporter is used for coexistence and the Migrator for Notes to Exchange database has no mail file for the user, and if the Mail System is not being set to *None*.

The Wizard writes this value to the Task Parameters depending on whether the admin marks (1) or unmarks (0) the checkbox. Quest recommends you do not enter or change this value except at the direction of Quest Support.

[Notes] DoShowRmvForwarding=<#>

Type:	Default:	Occurs in:	New in:
boolean	[GUI entry]	Data Migr	4.1

This value corresponds to GUI elements in the *Specify Mail Routing Options* screen of the Data Migration Wizard: the **Notes** vs. **Exchange** radio buttons under **All new mail ... will be delivered to**. The Wizard automatically sets the values of this and three other related parameters (shown below) according to the admin's radio-button choice, to tell the wizard which mail-routing screens to display in the current run. This *DoShowRmvForwarding* value in the [Notes] section determines whether the wizard will (1) or will not (0) display its *Remove Existing Forwarding from Notes* screen. The full set of related parameters, and how they are set:

If Notes destination is selected:	If Exchange destination is selected:
[Exchange]	[Exchange]
DoShowSetForwarding=1	DoShowSetForwarding=0
DoShowRmvForwarding=0	DoShowRmvForwarding=1
[Notes]	[Notes]
DoShowSetForwarding=0	DoShowSetForwarding=1
DoShowRmvForwarding=1	DoShowRmvForwarding=0

Quest recommends you do not manually enter or change these values except at the direction of Quest Support.

[Notes] DoShowSetForwarding=<#>

Type:	Default:	Occurs in:	New in:
boolean	[GUI entry]	Data Migr	4.1

This value corresponds to GUI elements in the *Specify Mail Routing Options* screen of the Data Migration Wizard: the **Notes** vs. **Exchange** radio buttons under **All new mail ... will be delivered to**. The Wizard automatically sets the values of this and three other related parameters (shown below) according to the admin's radio-button choice, to tell the wizard which mail-routing screens to display in the current run. This *DoShowSetForwarding* value in the [Notes] section determines whether the wizard will (1) or will not (0) display its *Specify Notes to Exchange Mail Forwarding* screen. The full set of related parameters, and how they are set:

If Notes destination is selected:	If Exchange destination is selected:
[Exchange]	[Exchange]
DoShowSetForwarding=1	DoShowSetForwarding=0
DoShowRmvForwarding=0	DoShowRmvForwarding=1
[Notes]	[Notes]
DoShowSetForwarding=0	DoShowSetForwarding=1
DoShowRmvForwarding=1	DoShowRmvForwarding=0

Quest recommends you do not manually enter or change these parameter values except at the direction of Quest Support.

[Notes] DoVisibility=<#>

Type:	Default:	Occurs in:
boolean	[GUI entry]	Data Migr

This value corresponds to a GUI element in the wizard: the **Set user visibility** checkbox in the *Select Notes Administrative Operations* screen. The Wizard writes this value to the Task Parameters from an admin's GUI entry; Quest recommends you do not manually enter or change this value except at the direction of Quest Support.

[Notes] ElevateCalendarAuthorACLtoEditor=<#>

Type:	Default:	Occurs in:	New in:
boolean	0	Data Migr	4.7

Determines (in conjunction with the parameter *[Notes] MapDefaultAc/ToReviewer*) how the wizard maps some Notes access levels to Exchange, for calendar and to-do items. Specifically, the *No Access* and the *Depositor* access levels are mapped as shown in the following table, for selected *Read Public* and *Write Public* Notes permissions.

Read Public	Write Public	Migrator for Notes to Exchange Parameter Settings (defaults are shown here in red)	Exchange Calendar / ToDo Access Rights
No	[— — — — — any combination — — — — —]		No Access
Yes	No	MapDefaultAcItoReviewer=0 ElevateCalendarAuthorACLtoEditor=0	No Access
		MapDefaultAcItoReviewer=0 ElevateCalendarAuthorACLtoEditor=1	Reviewer
		MapDefaultAcItoReviewer=1 ElevateCalendarAuthorACLtoEditor=0 or 1	Reviewer
	Yes	MapDefaultAcItoReviewer=0 ElevateCalendarAuthorACLtoEditor=0	No Access
		MapDefaultAcItoReviewer=0 or 1 ElevateCalendarAuthorACLtoEditor=1	Editor
		MapDefaultAcItoReviewer=1 ElevateCalendarAuthorACLtoEditor=0	Author

[Notes] EncryptedMailOnly=<#>

Type:	Default:	Occurs in:	New in:
boolean	0	Data Migr	3.2.0

Determines whether the Data Migration Wizard will migrate both encrypted and non-encrypted mail (0), or migrate encrypted mail only (1). For example: *EncryptedMailOnly=1* tells the wizard to migrate only encrypted mail. This feature is also an option in the SSDM (same parameter, but in *notesdtapp.ini*).

[Notes] ExcalconServer=<string>

Type:	Default:	Occurs in:	New in:
string	[none]	Data Migr	4.1.5

Specifies the value to be set for the **Mail Server** setting in the Notes person document. This parameter is used only with **Manage mail routing**, when setting Notes attributes, and only in the following conditions:

- when Microsoft Transporter has been selected for email and calendar coexistence (that is, *MailViaConnector=2*)
- when Coexistence Manager for Notes has been selected for email and calendar coexistence (that is, *MailViaConnector=3*)

For example:

ExcalconServer=ServerName

... tells the wizard to set the **Mail Server** value to "ServerName."

[Notes] FindArchivesBy=<ValidKeyword>

Type:	Default:	Occurs in:
keyword	[GUI entry]	Data Loc

This value corresponds to a GUI element in the Data Locator Wizard: the **Specify how to find archives** radio-button choice in the *Specify How to Find Notes Archives* screen. The Wizard writes this value to the Task Parameters from the GUI entry; Quest recommends you do not manually enter or change this value except at the direction of Quest Support. Valid parameter values:

- **replica:** The Wizard will look for archive replicas on the server.
- **scan:** The Wizard will look for archives in file-system directories (to be specified later in the GUI).
- **admin:** The Wizard will use the per-user values in the *ArchivePaths* column and/or *SharedArchiveDirs* column of the SQL Server database.

[Notes] FindMailFilesBy=<ValidKeyword>

Type:	Default:	Occurs in:
keyword	[GUI entry]	Data Loc

This value corresponds to a GUI element in the Data Locator Wizard: the **Specify how to find server mail files** radio-button choice in the *Specify How to Find Notes Mail Files* screen. The Wizard writes this value to the Task Parameters from the GUI entry; Quest recommends you do not manually enter or change the value except at the direction of Quest Support. Valid values are:

- **nab:** The Wizard will look for mail files on the server.
- **scan:** The Wizard will look for mail files in file-system directories (to be specified later in the GUI).
- **admin:** The Wizard will use the per-user values in the *MailFilePath* column of the SQL Server database.

[Notes] FindPABsBy=<ValidKeyword>

Type:	Default:	Occurs in:
keyword	[GUI entry]	Data Loc

This value corresponds to a GUI element in the Data Locator Wizard: the **Specify how to find Personal Address Books** radio-button choice in the *Specify How to Find Notes Personal Address Books* screen. The Wizard writes this value to the Task Parameters from the GUI entry; Quest recommends you do not manually enter or change this value except at the direction of Quest Support. Valid parameter values are:

- **replica:** The Wizard will look for PAB replicas on the server.
- **scan:** The Wizard will look for PABs in file-system directories (to be specified later in the GUI).
- **admin:** The Wizard will use the per-user values in the *PABPaths* column and/or *SharedPABDirs* column of the SQL Server database.

[Notes] FixRtfExtraQuestionMark=<#>

Type:	Default:	Occurs in:	New in:
boolean	0 (off)	Data Migr	4.11

Determines whether the Data Migration Wizard will (1) or will not (0) use an alternate processing method to improve handling of certain foreign characters when migrating from Notes 7. The feature offers improved fidelity when migrating from some Notes 7 sources, but should be left disabled (default) unless you are experiencing garbled text with extraneous question marks in migrated Notes 7 messages containing foreign characters.

[Notes] ForceOldNxRTFdll=<#>

Type:	Default:	Occurs in:
boolean	0	Data Migr

Determines whether the Data Migration Wizard should use a pre-Notes 7 version of the *nxrtf2.dll* file, which the wizard uses to convert Notes rich text to MS RTF. The *nxrtf2.dll* file that accompanies Notes 7 and later provides better RTF fidelity during data extraction, but appears to be incompatible with some environments where it can cause the Notes environment to crash. This boolean parameter lets you force the migration program to use the older version of *nxrtf2.dll*.

[Notes]
ForceOldNxRTFDll=1

The feature is off (*ForceOldNxRTFDll=0*) by default, but is enabled by setting the parameter value to 1, as in the example above.

[Notes] ForwardingAddress=<value>

Occurs in: Data Migr. This is an internal scratch parameter (see [Transient “scratch” parameters](#)).

[Notes] ForwardingDomain=<DomainName>

Type:	Default:	Occurs in:	New in:
string	[GUI entry]	Data Migr	4.1

This value corresponds to two GUI elements in the Data Migration Wizard: the Forwarding mail domain text box in the *Specify Notes to Exchange Mail Forwarding* screen, and the Forwarding mail domain text box in the *Remove Existing Forwarding from Notes* screen. Quest recommends you do not manually enter or change this value except at the direction of Quest Support.

[Notes] FwdAddrDelim=<x>

Type:	Default:	Occurs in:
string	. [period character]	Data Migr

Specifies the character used to delimit the elements of Notes-to-Exchange forwarding addresses, when the Data Migration Wizard composes forwarding addresses. For example:

FwdAddrDelim=,

... tells the wizard to use a comma to delimit the elements of the forwarding address. By default, the wizard uses a period as the delimiter.

[Notes] FwdAttrField=<ValidKeyword>

Type:	Default:	Occurs in:	New in:
keyword	TargetAddress	Data Migr	4.1

Specifies the method by which the Data Migration Wizard will compose forwarding addresses from Notes to Exchange. For example:

FwdAttrField=SourceAddress

... specifies the *SourceAddress* method, as described below. By default the wizard uses the *TargetAddress* method, which also is the method used in pre-3.1 versions of Migrator for Notes to Exchange. The three valid parameter values are:

- *TargetAddress* (default): The left-hand side (LHS) of the *TargetAddress* column in the data table becomes the LHS of the forwarding address, to which the wizard appends the **Forwarding Domain** specified in the user interface during the program run.
- *SourceAddress*: The *SourceAddress* column in the data table becomes the left-hand side (LHS) of the forwarding address, to which the wizard appends the **Forwarding Domain** specified in the user interface during the program run.
- *ForwardingAddress*: The *ForwardingAddress* column in the data table becomes the forwarding address.

For the *TargetAddress* and *SourceAddress* options the delimiter character is usually a "dot" (period), but is configurable by the *FwdAddrDelim* parameter in this same [Notes] section.

[Notes] FwdCalDomain=<DomainName>

Type:	Default:	Occurs in:	New in:
string	[GUI entry]	Data Migr	4.1

This value corresponds to two GUI elements in the Data Migration Wizard: the **Set Calendar Domain** text box in the *Specify Notes to Exchange Mail Forwarding* screen, and the **New Calendar Domain** text box in the *Remove Existing Forwarding from Notes* screen. The admin's entry in the *Specify Notes to Exchange Mail Forwarding* screen sets the default display in the *Remove Existing Forwarding from Notes* screen. Quest recommends you do not manually enter or change this value except at the direction of Quest Support.

[Notes] FwdMailDomain=<DomainName>

Type:	Default:	Occurs in:	New in:
string	[GUI entry]	Data Migr	4.1

This value corresponds to two GUI elements in the Data Migration Wizard: the **Set Mail Domain** text box in the *Specify Notes to Exchange Mail Forwarding* screen, and the **New Mail Domain** text box in the *Remove Existing Forwarding from Notes* screen. The admin's entry in the *Specify Notes to Exchange Mail Forwarding* screen sets the default display in the *Remove Existing Forwarding from Notes* screen. Quest recommends you do not manually enter or change this value except at the direction of Quest Support.

[Notes] IgnoreACLs=<ACL_Member>

Type:	Default:	Occurs in:	New in:
string	[none]	Data Migr	4.1

Specifies one or more ACL member entries that the Data Migration Wizard should ignore. Ordinarily the wizard seeks to validate ACL entries by matching each with a corresponding ACL entry in Exchange, and if no corresponding entry is found the wizard notes a Warning in its log file:

```
WARNING: Unable to process ACL member '<ACL_Member>'
```

The Warning does not affect the migration process *per se*, but if a particular ACL member entry triggers the Warning, and if the same entry occurs in many of the source ACLs, then the Warnings will proliferate and swell the log file, making it difficult to read and navigate. This *IgnoreACLs* parameter simply suppresses the Warnings for one or more ACL member entries. For example:

```
IgnoreACLs=Administrator
```

... tells the wizard to ignore (not generate a Warning for) ACL member entries of *Administrator*. You can specify two or more values by separating them with commas. There is no default value for this parameter, but the Setup program automatically enters the following values upon installation:

```
IgnoreACLs=LocalDomainServers,OtherDomainServers
```

[Notes] IgnoreForms=<FormName>

Type:	Default:	Occurs in:	New in:
string	H_PAGEUI	Data Migr	4.1.5

Specifies one or more particular forms for the Data Migration Wizard to ignore (not migrate). For example:

```
IgnoreForms=H_PAGEUI
```

... tells the program to not migrate H_PAGEUI forms.

This parameter can also be used to force the program to ignore forms that are ordinarily processed, by preceding the form name with an exclamation point (i.e., *IgnoreForms=!FormName*).

[Notes] JournalEntryMessageType=<keyword>

Type:	Default:	Occurs in:	New in:
keyword	Activity	Data Migr	4.1.5

Determines whether each Notes JournalEntry and CleanSheet item should be migrated to Exchange as an *Activity* (default) or a *StickyNote*. For example:

JournalEntryMessageType=StickyNote

... tells the wizard to migrate these items as StickyNotes. Note that the Migrator for Notes to Exchange parameter value must appear in singular (not plural) form: *Activity* or *StickyNote*.

[Notes] LocateArchives=<#>

Type:	Default:	Occurs in:
boolean	[GUI entry]	Data Loc

This value corresponds to a GUI element in the Data Locator Wizard: the **Archives** checkbox (under *Data to locate*) in the *Select Notes Data Store Type(s) to Locate* screen. The Wizard writes this value to the Task Parameters from the GUI entry; Quest recommends you do not manually enter or change this value except at the direction of Quest Support.

[Notes] LocateMailFiles=<#>

Type:	Default:	Occurs in:
boolean	[GUI entry]	Data Loc

This value corresponds to a GUI element in the Data Locator Wizard: the **Mail files** checkbox (under *Data to locate*) in the *Select Notes Data Store Type(s) to Locate* screen. The Wizard writes this value to the Task Parameters from the GUI entry; Quest recommends you do not manually enter or change this value except at the direction of Quest Support.

[Notes] LocateNew=<#>

Type:	Default:	Occurs in:
boolean	[GUI entry]	Data Loc

This value corresponds to a GUI element in the Data Locator Wizard: the Find new data stores... radio-button option (under Operations to perform) in the *Select Notes Data Store Type(s) to Locate* screen. The Wizard writes this value to the Task Parameters from the GUI entry; Quest recommends you do not manually enter or change this value except at the direction of Quest Support.

[Notes] LocatePABs=<#>

Type:	Default:	Occurs in:
boolean	[GUI entry]	Data Loc

This value corresponds to a GUI element in the Data Locator Wizard: the **Personal Address Books** checkbox (under *Data to locate*) in the *Select Notes Data Store Type(s) to Locate* screen. The Wizard writes this value to the Task Parameters from the GUI entry; Quest recommends you do not manually enter or change this value except at the direction of Quest Support.

[Notes] LookupDisplayNames=<#>

Type:	Default:	Occurs in:
boolean	0	Data Migr

Determines whether, when a contact's full address cannot be found in the address translation table, the Data Migration Wizard will instead try to find a corresponding object by just the display name portion of the contact's address. This feature is disabled by default (*LookupDisplayNames=0*), because it carries some risk of an incorrect match—i.e., if more than one user shares the same name. To enable the feature, set *LookupDisplayNames=1*, and the wizard will try the display name lookup if its full-address lookup does not return a match.

[Notes] MailAndCalQueryFilter=<NotesQueryString>

Type:	Default:	Occurs in:	New in:
string	[null]	Data Migr	4.12

Specifies a migration filter for mail and calendar items, in the form of a Notes query to limit the data pulled from the migrating NSFs. The <String> value must take the form of a Notes query, for example:

```
MailAndCalQueryFilter=SELECT $Revisions >= @Date(2014;09;01)
```

This example would limit the mail and calendar items extracted for migration to only those that have been modified since 09/01/2014. The default (*null*, or if the parameter is omitted) simply lets the migration proceed unfiltered for mail and calendar items. Another parameter in this [Notes] section, *PabQueryFilter*, permits migration filtering for address books, also by a Notes query.

[Notes] MailDesignClass=<DesignClassName>

Type:	Default:	Occurs in:
string	[none]	Data Migr

```
MailDesignClass=class2
```

... tells the Data Migration Wizard to recognize *class2* as an additional design class (in addition to the default design class) for Mail NSF files. If the wizard finds an NSF file that does not match any of the wizard's default design classes for Archive, Mail or PAB files, the wizard will look at this parameter (and the comparable *ArchiveDesignClass* and *PABDesignClass* parameters) to find an alternate design class, and thereby determine the file type. To designate more than one additional design class for Mail files, use the pipe character (|) to separate between each pair of class names, like this: *MailDesignClass=class2|class3|class4*

[Notes] MailFileDir=<DirectorySpecification>

Type:	Default:	Occurs in:
string	[GUI entry]	Data Loc

This value corresponds to a GUI element in the Data Locator Wizard: the **Mail file directories** box in the *Specify Notes Mail File Directories* screen. The Wizard writes this value to the Task Parameters from the GUI entry; Quest recommends you do not manually enter or change this value except at the direction of Quest Support.

One or more directories may be specified within the single parameter value. To define more than one, use a pipe character (|) to separate each pair. Example:

```
MailFileDir=\\folder\data\mail1 | \\folder\data\mail2 | \\folder\data\mail3 | ...
```


[Notes] MailSystem=<#>

Type:	Default:	Occurs in:	New in:
keyword	[GUI entry]	Data Migr	4.1

This value corresponds to two GUI elements in the Data Migration Wizard: the **Set MailSystem** drop-down list box in the *Specify Notes to Exchange Mail Forwarding* screen, and the **Set MailSystem** drop-down list box in the *Remove Existing Forwarding from Notes* screen. The admin's entry in the *Specify Notes to Exchange Mail Forwarding* screen sets the default display in the *Remove Existing Forwarding from Notes* screen. The parameter value tells the wizard whether the Notes Mail System will be set to Notes (1), Other (3), or Other Internet Mail (5). The Wizard writes this value to the Task Parameters from the GUI entry; Quest recommends you do not manually enter or change this value except at the direction of Quest Support. Any manual manipulation of this parameter value is meaningless and will have no affect on the program or data, since any preexisting parameter values are overwritten by the program.

[Notes] MapDefaultAcItoReviewer=<#>

Type:	Default:	Occurs in:	New in:
boolean	1	Data Migr	4.5.4

Determines (in conjunction with the parameter *[Notes] ElevateCalendarAuthorACLtoEditor*) how the wizard maps some Notes access levels to Exchange, for calendar and to-do items. Specifically, the *No Access* and the *Depositor* access levels are mapped as shown in the following table, for selected *Read Public* and *Write Public* Notes permissions.

Read Public	Write Public	Migrator for Notes to Exchange Parameter Settings (defaults are shown here in red)	Exchange Calendar / ToDo Access Rights
No	[----- any combination -----]		No Access
Yes	No	MapDefaultAcItoReviewer=0 ElevateCalendarAuthorACLtoEditor=0	No Access
		MapDefaultAcItoReviewer=0 ElevateCalendarAuthorACLtoEditor=1	Reviewer
		MapDefaultAcItoReviewer=1 ElevateCalendarAuthorACLtoEditor=0 or 1	Reviewer
	Yes	MapDefaultAcItoReviewer=0 ElevateCalendarAuthorACLtoEditor=0	No Access
		MapDefaultAcItoReviewer=0 or 1 ElevateCalendarAuthorACLtoEditor=1	Editor
		MapDefaultAcItoReviewer=1 ElevateCalendarAuthorACLtoEditor=0	Author

[Notes] MapPrivateAsPublic=<#>

Type:	Default:	Occurs in:
boolean	0	Data Migr

Determines whether the Data Migration Wizard will mark as "Public" a non-mail message whose Notes *\$PublicAccess* attribute is not set. For example:

MapPrivateAsPublic=1

... tells the wizard to mark a non-mail-type message as "Public" if its *\$PublicAccess* attribute is not set. By default (*MapPrivateAsPublic=0*), the wizard will leave such messages marked as "Private."

[Notes] MemoForms=<Alternate Name>

Type:	Default:	Occurs in:	New in:
string	[none]	Data Migr	3.1.0

Permits the designation of alternate names for forms to migrate. For example:

```
MemoForms=memo
```

You may enter a value ending with an asterisk (*) for simple wildcard matching. You may also specify one or more form names; the first listed name is the default. To define more than one, use a pipe character (|) to separate each pair:

```
MemoForms=memo|phone message|another name|...
```

[Notes] MigrateAppointmentResponses=<#>

Type:	Default:	Occurs in:	New in:
boolean	0	Data Migr	4.1.5

Determines whether the Data Migration Wizard will migrate responses to appointment/meeting requests (*Accepted*, *Declined*, etc.). For example:

```
MigrateAppointmentResponses=1
```

... tells the wizard to migrate responses. Setting this parameter (and *MigrateReservationsAlways* below) to 1 may be necessary if the Domino calendar data uses a custom template, since occasionally in this scenario (mostly with recurring meetings) not all calendar reservations are migrated.

For example: Migrator for Notes to Exchange's migration of appointments assumes invited resources are derived from the standard Notes resource-reservation template, or a customized variation of it that conforms to certain standard elements. Migrator for Notes to Exchange may not recognize resource reservations derived from more heavily customized templates, and in this case, or where no template is used at all, the migration may introduce resource reservation errors. To prevent such errors, try setting:

```
[Notes]
MigrateAppointmentResponses=1
MigrateReservationsAlways=1
```

[Notes] MigrateConflictDocs=<#>

Type:	Default:	Occurs in:	New in:
boolean	0	Data Migr	3.1.0

Tells the Data Migration Wizard whether to migrate replication conflicts. By default (*MigrateConflictDocs=0*), conflict documents will not be migrated. But:

```
MigrateConflictDocs=1
```

... tells the wizard to migrate conflict documents to the *All Documents* folder.

[Notes] MigrateDBDirectReservations=<#>

Type:	Default:	Occurs in:
boolean	1	Data Migr

When set to the default value (1), MNE migrates room bookings made directly to the resource reservation database. When set to (0), these bookings are skipped.

[Notes] MigrateEmptyFolders=<#>

Type:	Default:	Occurs in:
boolean	1	Data Migr

MigrateEmptyFolders=0

... tells the Data Migration Wizard to not migrate empty folders. By default, the wizard will migrate all folders regardless of whether they contain any items.

[Notes] MigrateMailUsingServer=<#>

Type:	Default:	Occurs in:
boolean	[GUI entry]	Data Migr

This value corresponds to a GUI element in the Data Migration Wizard: the **Through Domino server(s)** vs. **Through the filesystem** radio buttons in the *Notes Mail Files* screen. The Wizard writes this value to the Task Parameters from an admin's GUI entry: *MigrateMailUsingServer=0* if the filesystem option is selected, or *MigrateMailUsingServer=1* for the Domino server(s) option. Quest recommends you do not manually enter or change this value except at the direction of Quest Support.

[Notes] MigrateOrphanedDocs=<#>

Type:	Default:	Occurs in:
boolean	1	Data Migr

Tells the Data Migration Wizard whether to migrate "orphaned" documents that appear only in the Notes All Documents folder. Orphaned documents are migrated by default, to an All Documents folder in Exchange, but this feature can be disabled (orphaned documents will not be migrated) by setting this parameter to zero:

MigrateOrphanedDocs=0

[Notes] MigrateReservationsAlways=<#>

Type:	Default:	Occurs in:
boolean	0	Data Migr

Determines whether the Data Migration Wizard will treat migrating NSF's as reservations databases regardless of the design class. For example:

MigrateReservationsAlways=1

... forces the wizard to treat migrating NSF's as reservations databases. The Wizard does not treat an NSF as a reservation database by default (0). Setting this parameter (and *MigrateAppointmentResponses* above) to 1 may be necessary if the Domino calendar data uses a custom template, since sometimes in this scenario (mostly with recurring meetings) not all calendar reservations are migrate.

For example: Migrator for Notes to Exchange's migration of appointments assumes invited resources are derived from the standard Notes resource-reservation template, or a customized variation of it that conforms to certain standard elements. Migrator for Notes to Exchange may not recognize resource reservations derived from more heavily customized templates, and in this case, or where no template is used at all, the migration may introduce resource reservation errors. To prevent such errors, try setting:

```
[Notes]
MigrateAppointmentResponses=1
MigrateReservationsAlways=1
```

! **CAUTION:** This parameter should be enabled only when migrating resource reservations. Other uses may cause calendar items to be incorrectly migrated to mailboxes instead of to Outlook calendars.

If not all objects in the collection are classified as resources, but *MigrateReservationsAlways=1*, the wizard presents a popup warning explaining that the calendars of non-resource objects may not migrate correctly and suggesting that *MigrateReservationsAlways* be disabled (set to 0) unless the admin is certain that all objects in the collection are resources. (The popup offers the option of ignoring a *MigrateReservationsAlways=1* setting.)

[Notes] MimeIgnoreBoundaryWhitespace=<#>

Type:	Default:	Occurs in:	New in:
boolean	0	Data Migr	4.1.9

Determines whether the Data Migration Wizard will be configured to not ignore MIME data that is preceded by a boundary of whitespace and/or null characters. For example:

```
MimeIgnoreBoundaryWhitespace=1
```

... tells the wizard to not ignore MIME data that is preceded by a boundary of whitespace and/or null characters. The feature is off (0) by default.

[Notes] NAB<#>=<FullPathAndFilename>

Type:	Default:	Occurs in:
string	[none]	NABs Disc, Data Migr

Each *NAB<#>* parameter specifies the full path and filename of a Personal Address Book to be migrated. One or more *NAB<#>* parameters may be defined to specify one or multiple NABs to migrate. For example:

```
[Notes]
NAB0=\\server\folder\filename0.nsf
NAB1=\\server\folder\filename1.nsf
NAB2=\\server\folder\filename2.nsf
```

The digit(s) appended to a *NAB<#>* key name differentiate one parameter from another. Multiple *NAB<#>* parameters need not appear in numerical order, and need not form an uninterrupted numeric sequence. But the wizard will read only *NAB<#>* parameters whose differentiating digits are less than a value specified by a *NABCount* parameter in the first line of the same section. See the *NABCount* parameter below for more information.

[Notes] NABCount=<#>

Type:	Default:	Occurs in:
integer	0	NABs Disc, Data Migr

A limit to the number of *NAB<#>* parameters (see above) that the Data Migration Wizard will process in this section. The Wizard will read only *NAB<#>* parameters whose differentiating digits are less than the *NABCount* value specified here. For example, if:

```
[Notes]
NABCount=5
NAB0=\\server\folder\filename0.nsf
NAB1=\\server\folder\filename1.nsf
NAB2=\\server\folder\filename2.nsf
NAB3=\\server\folder\filename3.nsf
NAB4=\\server\folder\filename4.nsf
NAB5=\\server\folder\filename5.nsf
NAB6=\\server\folder\filename6.nsf
```

... then the wizard will read all of the parameters except *NAB5* and *NAB6*, since *NABCount=5*, and neither 5 nor 6 is less than 5.

If unspecified, the *NABCount* parameter defaults to 0. If specified, the parameter must occur as the first line of the section, as shown above.

[Notes] NabReaderGroup=<AlphanumericString>

Type:	Default:	Occurs in:
string	[GUI entry]	Data Migr

This value corresponds to a GUI element in the Data Migration Wizard: the **Group used to hide...** text box in the *Notes User Visibility* screen. The Wizard writes this value to the Task Parameters from an admin's GUI entry; Quest recommends you do not manually enter or change this value except at the direction of Quest Support.

[Notes] NeedLoginInfo=<#>

Type:	Default:	Occurs in:
boolean	[derived from SQL Server database]	Data Migr

Determines whether the Data Migration Wizard will prompt for Notes login credentials. For example: *NeedLoginInfo=1* tells the wizard to display its *Specify Notes Login Information* screen during its run, to collect necessary Notes access credentials. The Data Migration Wizard automatically derives this value from admin entries in the *Notes Server Configuration* screen of Notes Migration Manager, and writes the value to the wizard's Task Parameters; Quest recommends you do not manually enter or change this value except at the direction of Quest Support.

[Notes] NotesFormatPreference=<#>

Type:	Default:	Occurs in:	New in:
keyword	[GUI entry]	Data Migr	4.1.5

This value corresponds to two GUI elements in the Data Migration Wizard, which tell the wizard how to set the Notes Format preference for incoming mail setting. (The parameter is used only when setting or removing Notes mail forwarding.) The parameter value is a single-digit integer keyword that tells the wizard which of three options to set for the Notes setting:

- 0: Prefers Notes Rich Text
- 1: Keep senders' format
- 2: Prefers MIME

The Wizard writes this single-digit value to the Task Parameters according to an admin's GUI entry in either screen:

- In the *Specify Mail Routing Screen*: The **Using ActiveMail processing** checkbox tells the wizard whether to set the Notes parameter to *Keep senders' format* (if the checkbox is marked), or *Prefers MIME* (unmarked). The *Prefers Notes Rich Text* option is not available from this screen.
- In the *Specify Remove Notes Forwarding Settings* screen: The **Set format preference** drop-down list box offers a choice of any of the three settings cited above.

Quest recommends you do not manually enter or change this value except at the direction of Quest Support.

[Notes] NotesIniPath=<PathAndFilename>

Type:	Default:	Occurs in:
string	[inferred from operating environment]	Data Migr

Specifies the location of the *notes.ini* file. This value is inferred from the operating environment and automatically written to the Global Defaults; Quest recommends you do not manually enter or change this value except at the direction of Quest Support.

[Notes] NotesPreferredNAB=<NABSpec>

Type:	Default:	Occurs in:	New in:
string	[none]	Data Migr	4.4.2

Specifies the NAB used for Notes Administrative Functions, for improved control over Domino directory updates. The parameter value is a combination of the Domino server name and file name. For example:

```
NotesPreferredNAB= Dom1/quest!!names.nsf
```

The specific syntax can be found on the *Find NABs* screen within Notes Migration Manager.

[Notes] NoticeForms=<Alternate Name>

Type:	Default:	Occurs in:	New in:
string	[none]	Data Migr	3.1.0

Permits the designation of alternate names for forms to migrate. For example:

```
NoticeForms=notice
```

You may enter a value ending with an asterisk (*) for simple wildcard matching. You may also specify one or more form names; the first listed name is the default. To define more than one, use a pipe character (|) to separate each pair: *NoticeForms=notice|another name|...*

[Notes] Offline=<#>

Type:	Default:	Occurs in:
boolean	0	Dir Exp

Determines whether the wizard will (1) or will not (0) disable Notes catalog searches when extracting data from the NAB. This parameter can be useful to avoid timeouts, "server not available" errors, and "access denied" errors while trying to open the catalogs on all the servers that host users' mail files. *Offline=1* is therefore appropriate when running a Directory Export in an environment that does not have access to the other servers—for example, where a local copy of the NAB is being used on a test machine instead of using the live NAB on a production machine. Another example would be where the wizard is running with a *user.id* file that has no rights to all the other servers. By default (0), catalog searches are enabled as part of the data extraction.

[Notes] OrphanedDocsFolder=<Folder Name>

Type:	Default:	Occurs in:	New in:
string	[none]	Data Migr	3.0.0

Sets the name of the "All Documents" folder in Exchange, which receives orphaned documents from Notes' "All Documents" folder. The folder is named "All Documents" by default, but you can assign any other valid name. For example: *OrphanedDocsFolder=Orphans*

[Notes] OverridePabInternetAddress

Type:	Default:	Occurs in:	New in:
keyword (single digit 0, 1, or 2)	1	Data Migr	4.14.1

When migrating each Personal Address Book entry, the organization's Directory is searched for a matching user or contact. If a match is found, the personal contact's primary email address is replaced with the primary target address (i.e., the SMTP address) of the matching entity from the directory. This is appropriate if the email address in the PAB contact has a Notes style address, but it may not be appropriate if the email address in the PAB contact has an SMTP style address.

- To instruct MNE to not override SMTP style addresses of PAB contacts, set this parameter to 2.
- To instruct MNE to not override any address of PAB contacts, set this parameter to 0.

[Notes] OwnerByACL=<#>

Type:	Default:	Occurs in:
boolean	[GUI entry]	Data Loc

This value corresponds to a GUI element in the Data Locator Wizard: the Examine ACLs to determine owner checkbox in the *Specify How to Determine Owner Using ACL* screen. The Wizard writes this value to the Task Parameters from the GUI entry; Quest recommends you do not manually enter or change this value except at the direction of Quest Support.

[Notes] PABDesignClass=<DesignClassName>

Type:	Default:	Occurs in:
string	[none]	Data Migr

PABDesignClass=class2

... tells the Data Migration Wizard to recognize *class2* as an additional design class (in addition to the default design class) for PAB NSF files. If the wizard finds an NSF file that does not match any of its default design classes for Archive, Mail or PAB files, the wizard will look at this parameter (and the comparable *ArchiveDesignClass* and *MailDesignClass* parameters) to find an alternate design class, and thereby determine the file type. To designate more than one additional design class for PAB files, use the pipe character (|) to separate between each pair of class names, like this:

PABDesignClass=class2|class3|class4

[Notes] PabDir=<DirectorySpecification>

Type:	Default:	Occurs in:
string	[GUI entry]	Data Loc

This value corresponds to a GUI element in the Data Locator Wizard: the **Root directories** box in the *Specify Notes Personal Address Book Directories* screen. The Wizard writes this value to the Task Parameters from the GUI entry; Quest recommends you do not manually change this value except at the direction of Quest Support. One or more directories may be specified within the single parameter value. To define more than one, use a pipe character (|) to separate each pair. For example:

PabDir=\\folder\data\pab1 | \\folder\data\pab2 | \\folder\data\pab3 | ...

[Notes] PabGroupForms=<form type>

Type:	Default:	Occurs in:	New in:
string	[none]	Data Migr	3.1.0

Tells the Data Migration Wizard whether and how to migrate personal address book (PAB) form types that are not of the standard *Group* form type. For example, to migrate PAB Group form type *Business Card*, you would enter: *PabGroupForms=Business Card*

By default (if this parameter is omitted) the wizard will not migrate PAB form types that are not of the standard form type.

[Notes] PabPersonForms=<form type>

Type:	Default:	Occurs in:	New in:
string	[none]	Data Migr	3.1.0

Tells the Data Migration Wizard whether and how to migrate personal address book (PAB) form types that are not of the standard *Person* form type. For example, to migrate PAB Person form type *Business Card*, you would enter: *PabPersonForms=Business Card*

By default (if this parameter is omitted) the wizard will not migrate non-standard PAB form types.

[Notes] PabQueryFilter=<NotesQueryString>

Type:	Default:	Occurs in:	New in:
string	[null]	Data Migr	4.12

Specifies a migration filter for address books in the form of a Notes query, to limit the data pulled from the migrating NSF. The <String> value must take the form of a Notes query, for example:

```
PabQueryFilter=SELECT $Revisions >= @Date(2014;09;01)
```

This example would limit the PABs extracted for migration to only those that have been modified since 09/01/2014. The default (*null*, or if the parameter is omitted) simply lets the migration proceed unfiltered for PABs. Another parameter in this [Notes] section, *MailAndCalQueryFilter*, permits migration filtering for mail/calendar items, also by a Notes query.

[Notes] PABReplicaDir=<Directory>

Type:	Default:	Occurs in:
string	[GUI entry]	Data Loc

This value corresponds to a GUI element in the Data Locator Wizard: the **Directory** text box in the *Specify Notes Personal Address Book Replica Directory* screen. The Wizard writes this value to the Task Parameters from the GUI entry; Quest recommends you do not manually enter or change this value except at the direction of Quest Support.

[Notes] PABReplicaServer=<Server>

Type:	Default:	Occurs in:
string	[GUI entry]	Data Loc

This value corresponds to a GUI element in the Data Locator Wizard: the **Server** text box in the *Specify Notes Personal Address Book Replica Directory* screen. The Wizard writes this value to the Task Parameters from the GUI entry; Quest recommends you do not manually enter or change this value except at the direction of Quest Support.

[Notes] PabReplicatorFrom=<AlphanumericString>

Type:	Default:	Occurs in:
string	[GUI entry]	PAB Replic

This value corresponds to a GUI element in the Send PAB Replicator Wizard: the **From** text box in the *Replicator Information* screen. The Wizard writes this value to the Task Parameters from an admin's GUI entry; Quest recommends you do not manually enter or change this value except at the direction of Quest Support.

[Notes] PabReplicatorSubject=<AlphanumString>

Type:	Default:	Occurs in:
string	[GUI entry]	PAB Replic

This value corresponds to a GUI element in the Send PAB Replicator Wizard: the **Subject** text box in the *Replicator Information* screen. The Wizard writes this value to the Task Parameters from an admin's GUI entry; Quest recommends you do not manually enter or change this value except at the direction of Quest Support.

[Notes] PabReplicatorTargetDir=<DirectoryName>

Type:	Default:	Occurs in:
string	[GUI entry]	PAB Replic

This value corresponds to a GUI element in the Send PAB Replicator Wizard: the **Directory** text box in the *Replicator Information* screen. The Wizard writes this value to the Task Parameters from an admin's GUI entry; Quest recommends you do not manually enter or change this value except at the direction of Quest Support.

[Notes] PabReplicatorTargetServer=<value>

Type:	Default:	Occurs in:
string	[GUI entry]	PAB Replic

This value corresponds to a GUI element in the Send PAB Replicator Wizard: the **Server** text box in the *Replicator Information* screen. The Wizard writes this value to the Task Parameters from an admin's GUI entry; Quest recommends you do not manually enter or change this value except at the direction of Quest Support.

[Notes] PabReplicatorTemplate=<ValidKeyword>

Type:	Default:	Occurs in:
keyword	PabReplicator	PAB Replic

This value corresponds to a GUI element in the Send PAB Replicator Wizard: the Template drop-down list box in the *Replicator Information* screen. The Wizard writes this value to the Task Parameters from an admin's GUI entry; Quest recommends you do not manually enter or change this value except at the direction of Quest Support.

[Notes] PABRequiredAttrs=<Attrib1>|<Attrib2>|<Attrib3>|...

Type:	Default:	Occurs in:	New in:
string	[none]	Data Migr	3.2.0

Defines a list of address-book attributes, from which at least one must be present within a PAB for the PAB to be migrated. The *<Attrib#>* variables stand for the names of address-book attributes in the Notes/Domino source. Each pair of attribute names must be separated by a pipe character (|). For example:

PABRequiredAttrs=ListName|LastName|CompanyName

... tells the wizard to migrate a PAB only if it contains at least one of the attributes *ListName* or *LastName* or *CompanyName*. This feature is also an option in the SSDM (same parameter, but in *notesdtapp.ini*).

[Notes] PabsInMailFile=<value>

Type:	Default:	Occurs in:
boolean	[GUI entry]	Data Migr

This value corresponds to a GUI element in the Data Migration Wizard: the **Migrate contacts from iNotes store** checkbox (under Migrate mail data) in the *Specify Data for Migration* screen. The Wizard writes this value to the

Task Parameters from an admin's GUI entry; Quest recommends you do not manually enter or change this value except at the direction of Quest Support.

[Notes] Password=<AlphanumString>

Type:	Default:	Occurs in:
string	[none]	NMM, Dir Exp, Data Loc, NABs Disc, Doms Disc, Data Migr, PAB Replic

This value corresponds to a GUI element in the Notes Migration Manager: the **Password** text box in the *Notes Server Configuration* screen. Migrator for Notes to Exchange writes this value to the Task Parameters based on an admin's GUI entry. The parameter value here is obfuscated, for security, and Quest recommends you do not manually enter or change this value except at the direction of Quest Support.

[Notes] PrependSmtpAddressToUserName=<#>

Type:	Default:	Occurs in:	New in:
keyword (single digit 0, 1, 2 or 3)	0	Data Migr	4.5.4

Determines what (if anything) Migrator for Notes to Exchange's Data Migration Wizard will do with the **Notes user name** field when **Manage mail routing** is selected and Quest's CMN is designated as the coexistence method. The parameter accepts any of four valid single-digit settings:

- 0 (default): Do nothing with the Notes user name field.
- 1: prepend: Insert SMTP address at top of user name field.
- 2: append: Insert SMTP address at bottom of user name field.
- 3: Insert SMTP address as the second address in the user name field.

Quest's CMN Free/Busy Connector requires the SMTP address in the user name field, either at the top of the field (*PrependSmtpAddressToUserName=1*) or at the bottom (2), depending on the selected mail-routing method.

[Notes] ProcessContactInternetAddress=<#>

Type:	Default:	Occurs in:	New in:
keyword (single digit 0, 1 or 2)	0	Data Migr	4.6.0.66

Determines how Migrator for Notes to Exchange will use the Internet Address value in a Notes contact — whether the Notes *InternetAddress* value will be used as the primary or secondary Email address, or not used at all:

		<i>Internet Address</i> is assigned to:	<i>MailAddress</i> is assigned to:
[Notes]	0:	nothing (is ignored)	<i>Email</i> (primary)
ProcessContactInternetAddress=<#>	1:	<i>Email2</i> (secondary)	<i>Email</i> (primary)
	2:	<i>Email</i> (primary)	<i>Email2</i> (secondary)

[Notes] ProcessWMFImages=<#>

Type:	Default:	Occurs in:	New in:
boolean	1	Data Migr	4.5.1

Determines whether the Data Migration Wizard will apply an additional layer of processing to embedded images, so the images appear correctly in Outlook. This new feature became the new default behavior upon its introduction in ver 4.5.1. You can disable the feature by setting *ProcessWMFImages=0*.

[Notes] QuotaMode=<ValidKeyword>

Type:	Default:	Occurs in:
keyword (<i>never, once or always</i>)	once	Data Loc

Determines whether the Data Locator Wizard will retrieve mail file quota data. This is a multiple-choice parameter with three valid values:

- **never:** never retrieve mail file quota data.
- **once:** only the first time the wizard runs.
- **always:** every time the wizard runs.

For example: *QuotaMode=never* tells the wizard to never retrieve the quota data. To retrieve quota data the wizard must open each mail file, which can dramatically slow performance.

[Notes] ReservationForms=<Alternate Name>

Type:	Default:	Occurs in:	New in:
string	[none]	Data Migr	3.1.0

Permits the designation of alternate names for forms to migrate. For example: *ReservationForms=reservation*. You may enter a value ending with an asterisk (*) for simple wildcard matching. You may also specify one or more form names; the first listed name is the default. To define more than one, use a pipe character (|) to separate each pair: *ReservationForms=reservation|another name|...*

[Notes] Server=<ServerSpecification>

Type:	Default:	Occurs in:
string	[none]	NMM, Dir Exp, NABs Disc, Data Migr, PAB Replic

This value corresponds to a GUI element in the Notes Migration Manager: the **Server** text box in the *Notes Server Configuration* screen. The program writes this value to the Task Parameters from an admin's GUI entry; Quest recommends you do not manually enter or change this value except at the direction of Quest Support.

[Notes] SetPersonDocCustom=<#>

Type:	Default:	Occurs in:	New in:
boolean	0	Data Migr	4.1.5

This value corresponds to a GUI element in the Data Migration Wizard: the **Set Person Document Attributes** checkbox in the *Select Notes Administrative Operations* screen. The program writes this value to the Task Parameters from an admin's GUI entry; Quest recommends you do not manually enter or change this value except at the direction of Quest Support.

[Notes] SkipCompletedTasks=<#>

Type:	Default:	Occurs in:	New in:
boolean	0	Data Migr	4.5

Determines whether the wizard will skip or migrate tasks that are complete in the Notes source. For example:

`SkipCompletedTasks=1`

... tells the wizard to skip (not migrate) Notes tasks that are marked as complete. The feature is off (*SkipCompletedTasks=0*) by default.

[Notes] SkipConflictDocs=<#>

Type:	Default:	Occurs in:	New in:
boolean	1	Dir Exp	4.1.4

Determines whether the Directory Export Wizard will ignore replication conflict documents that occur within a source NAB. For example:

```
SkipConflictDocs=1
```

... tells the wizard to ignore replication conflict documents. This feature is on (1) by default, but can be disabled by *SkipConflictDocs=0*. Before this feature was added, the wizard exported a conflict document and its corresponding original as separate objects with the same SMTP address.

[Notes] SkipInternetHeaders=<#>

Type:	Default:	Occurs in:	New in:
boolean	0	Data Migr	4.13.0.78

Determines if message internet headers are migrated. By default, message internet headers are not skipped. When internet headers are migrated, the Microsoft internet message header version string is added along with Received internet header information and the header is migrated.

If SkipInternetHeaders is set to On (1), then none of the message internet headers are migrated.

[Notes] SkipNotes=<MsgIDHexString>

Type:	Default:	Occurs in:	New in:
string	[none]	Data Migr	4.1

Specifies one or more messages that the Data Migration Wizard should skip when migrating data, typically used to bypass the rare message that contains some problematic element, such as corrupted data, that the wizard cannot process. When a wizard run is aborted by a "bad" message, the run log reports the message ID (an arbitrary hex string generated by the wizard) near the end of the log, for example: *notesID 0X00001FFA*. An admin can then simply exclude that message by this parameter setting:

```
SkipNotes=0X00001FFA
```

... so the wizard will ignore that message the next time it runs. In the event a single Wizard run should encounter two or more problematic messages, you can use this parameter to specify multiple message IDs separated by commas:

```
SkipNotes=0X00001FFA,0xC2A
```

[Notes] SMTPForwardingAddress=<#> New in ver 4.1.5

Type:	Default:	Occurs in:
boolean	1 for CMN coexistence; otherwise 0	Data Migr

Determines whether the wizard, in mail routing, will omit the second "@XXXX" element from the Domino forwarding address and AD proxyAddress values:

If <i>SMTPForwardingAddress=0</i> :	If <i>SMTPForwardingAddress=1</i> :
user@smtp.domain.com@DOMINODOMAIN	user@smtp.domain.com
smtp:user@smtp.domain.com@DOMINODOMAIN	smtp:user@smtp.domain.com

This parameter may be useful when Microsoft Transporter is used for coexistence and new mail goes to Exchange, if users in a single collection being migrated with mail routing are in two different Domino domains. This parameter could then be used to not include the same domain for every user, when it is incorrect for some users.

Other adjustments may be needed outside of Migrator for Notes to Exchange features to make free/busy or mail coexistence work.

Even with *SMTPForwardingAddress=1*, the admin must still enter some value for the Domino domain on the *Set Notes Forwarding* screen, to enable the **Next** button—although the value entered will not be used in the migration.

[Notes] SourceAdminDirSync=<#>

Type:	Default:	Occurs in:	New in:
boolean	0	Data Migr	4.1.5

Determines how the wizard will set the *Foreign Directory Synchronization* field of the Notes person document—used only if **Notes Administrative Functions** has been selected (if *DoSourceAdmin=1*), and **Set foreign directory sync** has also been selected (*DisableDirsync=1*). For example:

SourceAdminDirSync=1

... tells the wizard to set the Notes *Foreign Directory Synchronization* field to *Yes*, while a value of 0 (the default) tells the wizard to set the field to *No*.

[Notes] StandardAndUserFoldersOnly=<#>

Type:	Default:	Occurs in:	New in:
boolean	1	Data Migr	4.15

When this option is enabled, folders and views whose names are surrounded by brackets are flagged as system objects. System views and folders (with the exception of a specific set of standard system views and folders) will not be migrated. With this option enabled, a typical migration will include the following views and folders:

- (\$Inbox)
- (\$Sent)
- (\$Drafts)
- (\$Trash)
- (\$JunkMail)
- (Stationery)
- All user views and folders (identified as views and folders whose names are NOT surrounded by brackets)
- (\$All) (only when orphaned messages are migrated as per the [Notes] *MigrateOrphanedDocs* setting)
- Any other views and folders listed in the [IncludeFoldersAndViews] section

Setting *StandardAndUserFoldersOnly* to 0 allows both system and user folders/views to be migrated. Note that this requires configuring the [Filters] section with the itemized list of folders and views that should not be included in the migration.

[Notes] StationeryFolder=<FolderName>

Type:	Default:	Occurs in:
string	[none]	Data Migr

Specifies the name of the Notes folder that contains Notes stationery. Example:

StationeryFolder=Letterhead

Usually the wizard can automatically determine the source location of Notes stationery, but in some cases the folder must be specified by this parameter.

[Notes] StationeryForms=<FullPathAndFilename>

Type:	Default:	Occurs in:
string	[none]	Data Migr

Specifies one or more custom-designed Notes stationery forms to migrate. The parameter value consists of a form filename, which may end with an asterisk (*) for simple wildcard matching. You may specify multiple filenames by using a pipe character (|) to separate each pair. For example:

```
StationeryForms=filename1 | filename2 | filename3
```

[Notes] TaskForms=<Alternate Name>

Type:	Default:	Occurs in:	New in:
string	[none]	Data Migr	3.1.0

Permits the designation of alternate names for forms to migrate. For example: *TaskForms=task*

You may enter a value ending with an asterisk (*) for simple wildcard matching. You may also specify one or more form names; the first listed name is the default. To define more than one, use a pipe character (|) to separate each pair: *TaskForms=task|another name|...*

[Notes] TaskNoticeForms=<Alternate Name>

Type:	Default:	Occurs in:	New in:
string	[none]	Data Migr	3.1.0

Permits the designation of alternate names for forms to migrate. For example:

```
TaskNoticeForms=tasknotice
```

You may enter a value ending with an asterisk (*) for simple wildcard matching. You may also specify one or more form names; the first listed name is the default. To define more than one, use a pipe character (|) to separate each pair:

```
TaskNoticeForms=task notice|another name|...
```

[Notes] UpdateMode=<ValidKeyword>

Type:	Default:	Occurs in:
keyword (<i>append, replaceLoc or replaceAll</i>)	[GUI entry]	Data Loc

This value corresponds to a GUI element in the Data Locator Wizard: the **Add/ Replace** mode drop-down list box (under **Operations to perform**) in the *Select Notes Data Store Type(s) to Locate* screen. The Wizard writes this value to the Task Parameters from the GUI entry; Quest recommends you do not manually enter or change this value except at the direction of Quest Support. Valid parameter values are:

- **append:** The Wizard will add new data found at the designated locations to any previously found data from the same locations.
- **replaceLoc:** The Wizard will replace any data previously found at the designated locations with any new data found at the same locations.
- **replaceAll:** The Wizard will replace all data previously found at all locations with the data found in this run of the wizard.

[Notes] UpdateRtfFonts=<#>

Type:	Default:	Occurs in:	New in:
boolean	1	Data Migr	4.1.4

Determines whether the wizard will automatically replace the Microsoft generic serif, sans-serif and Courier fonts in RTF message bodies with, respectively, Times New Roman, Arial and Courier New fonts. For example:

```
UpdateRtfFonts=0
```

... tells the wizard to not make those replacements. This option is on by default (*UpdateRtfFonts=1*).

[Notes] UseCanonicalForwardingServerName=<#>

Type:	Default:	Occurs in:
boolean	0	Data Migr

Determines how the Data Migration Wizard will format the MailServer attribute in the Notes Person Document when configuring Notes-to-Exchange forwarding. For example:

```
UseCanonicalForwardingServerName=1
```

... tells the wizard to write the attribute in canonical format (*CN=ServerName/ O=DomainName*), which is suitable for mail routing via Microsoft Transport Suite or CMN, but not via SMTP. By default (*UseCanonicalForwardingServerName=0*) the attribute is set in flat format: *ServerName/DomainName*.

[Notes] UseIMAPFlags=<#>

Type:	Default:	Occurs in:
boolean	0	Data Migr

```
UseIMAPFlags=1
```

... tells the wizard to check bit 0 of the *\$FolderRefFlags* Notes attribute to determine whether messages are read or unread. The bit is set to 0 if an item is unread, or set to 1 if the item has been read.

[Notes] UseLegacyMeetingParentHeuristic=<#>

Type:	Default:	Occurs in:	New In:
boolean	1	Data Migr	4.12

Specifies the method the Data Migration Wizard will use to process a complex recurring meeting series where the series parent is difficult to identify. For example:

```
UseLegacyMeetingParentHeuristic=0
```

... tells the wizard to apply an alternate method that is better suited to such complex series. By default (1) MNE uses the previous method, which is better suited to environments migrating no (or few) such series.

[Notes] UseMailFileOwner=<#>

Type:	Default:	Occurs in:
boolean	1	Data Loc

Tells the Data Migration Wizard whether to check mail file ownership by checking either the ACL or the document profile (the method is specified during the program run). By default (*UseMailFileOwner=1*), the wizard will identify mail files by combining the designated server path with the corresponding (per-user) mailfile values in the SQL Server database, and will then check either the ACL or document profile to verify ownership. But when ...

```
UseMailFileOwner=0
```

... the wizard will not check the ownership of the NSF file.

[Notes] UseNotes=<value>

Occurs in: Dir Exp. This is an internal scratch parameter (see [Transient "scratch" parameters](#)).

[Notes] UserFolderPrefix=<FolderName>

Type:	Default:	Occurs in:	New in:
string	Folders	Data Migr	4.1

Specifies the name of an Outlook folder to which all user-created Notes folders will be migrated (as subfolders). For example: *UserFolderPrefix=MyFolders* tells the Data Migration Wizard to create a folder named *MyFolders* in the Outlook root directory (at the same level as the Inbox), and then copy all user-created Notes folders to the new *MyFolders* folder in Outlook. The default value is *Folders*. See also [Custom folder mapping](#) on page 14 for more information about this *UserFolderPrefix* parameter, and how its value affects custom-folder mapping parameters in the language sections of Migrator for Notes to Exchange parameters.

i | **NOTE:** Setting the value to an empty string results in the custom folders being created at the same level as the Inbox folder.

[Notes] UserIdFile=<AlphanumString>

Type:	Default:	Occurs in:
string	[none]	NMM, Dir Exp, Data Loc, NABs Disc, Doms Disc, Data Migr, PAB Replic

This value corresponds to a GUI element in the Notes Migration Manager: the **User ID file** text box in the *Notes Server Configuration* screen. The program writes this value to the Task Parameters from an admin's GUI entry; Quest recommends you do not manually enter or change this value except at the direction of Quest Support.

[Notes] UserViewPrefix=<FolderName>

Type:	Default:	Occurs in:	New in:
string	Views	Data Migr	4.15

Specifies the name of an Outlook folder where all user-created Notes views are migrated to (as subfolders).

For example: *UserViewPrefix=MyViews* tells the Data Migration Wizard to create a folder named *MyViews* in the Outlook root directory (at the same level as the Inbox), and then copy all user-created Notes views to the new *MyViews* folder in Outlook. The default value is *Views*.

i | **NOTE:** Views do not exist in Exchange. A Notes view is migrated to Exchange as a folder.

i | **NOTE:** Setting the value to an empty string results in the custom folders being created at the same level as the Inbox folder.

[Notes] ValidateDatabasePermissions=<#>

Type:	Default:	Occurs in:
boolean	0	Data Migr

Determines whether the Data Migration Wizard will verify access permissions for the NSF files in the designated collection. For example:

ValidateDatabasePermissions=1

... tells the wizard to verify NSF permissions for the userid specified on the wizard's *Notes Server* screen. By default (0) the wizard will not check NSF permissions.

[Notes] ViewAndFolderFlagPattern=<string>

Type:	Default:	Occurs in:	New in
string	-G40^n	Data Migr	4.15

The `ViewAndFolderFlagPattern` value is used to identify those Notes design elements of the VIEW class that should be classified as Views or Folders. Only the design elements whose design flags match the specified pattern are migrated. All other design elements will be ignored. This prevents the migration of design elements that belong to the VIEW class, but are not in fact views or folders. For example this pattern prevents the migration of shared columns.

The specified pattern must follow the syntax specified by the Notes API under Design Flag Patterns. The specific flags and their meanings can be obtained from the Notes API in the file `stdnames.h`. This header file also includes a list of patterns for identifying specific types of design elements. The default pattern used above comes from the pattern `DFLAGPAT_VIEWS_AND_FOLDERS` in `stdnames.h`.

This parameter is considered an extremely advanced setting, and should only be modified at the direction of Quest Support.

[Notes] VisibilityMode=<ValidKeyword>

Type:	Default:	Occurs in:
keyword (<i>None</i> or <i>System</i>)	[GUI entry]	Data Migr

This value corresponds to a GUI element in the Data Migration Wizard: the **None** vs. **System** radio-button choice in the Data Migration Wizard's *Notes User Visibility* screen. Valid values are *None* and *System*. The Wizard writes this value to the Task Parameters from an admin's GUI entry; Quest recommends you do not manually enter or change this value except at the direction of Quest Support.

[Notes] WriteFailedMessageListToThisMbxFolder=<string>

[Notes] WriteFailedMessageListClass=<keyword(s)>

Type:	Defaults:	Occurs in:	New in:
string and keyword(s)	<code>WriteFailedMessageListToThisMbxFolder=[null]</code> <code>WriteFailedMessageListClass=Errored</code>	Data Migr	4.12.1

This pair of parameters together let you configure the Data Migration Wizard to generate a folder of items that are not migrated to the target. These items will be referenced as doclinks in a new folder in the user's Notes mailbox. The feature is enabled/disabled and configured by:

```
[Notes]
WriteFailedMessageListToThisMbxFolder=<string>
WriteFailedMessageListClass=<keyword(s)>
```

The `WriteFailedMessageListToThisMbxFolder` parameter specifies a name for the folder to be added to the user's mailbox, to contain the unmigrated items. `WriteFailedMessageListClass` specifies one or more types of unmigrated items for the feature to capture; valid keyword values are: *Errored*, *Skipped* and *Filtered*. To specify more than one type, separate multiple keywords by the pipe (|) character, as in this example:

```
WriteFailedMessageListToThisMbxFolder=Unmigrated
WriteFailedMessageListClass=Errored|Skipped|Filtered
```

This example tells the wizard to create copies of any *Errored*, *Skipped* and/or *Filtered* items and save them in a new folder named *Unmigrated* in the user's mailbox.

The feature is enabled by entering any value for the `WriteFailedMessageListToThisMbxFolder` parameter. (If that parameter is omitted or its value is left empty, the feature is disabled and the `WriteFailedMessageListClass` parameter is ignored.) The feature is disabled by default (`WriteFailedMessageListToThisMbxFolder` is omitted or its value is [null]), and by default `WriteFailedMessageListClass=Errored` (only).

[Notify] section

[Notify] SenderDN=<DisplayName>

Type:	Default:	Occurs in:	New in:
string	[GUI entry]	Data Migr	4.1

This value corresponds to a GUI element in the Data Migration Wizard: the *Sender Display Name* text box in the *Configure mail-merge messages to migrating user* screen. The Wizard writes this value to the Task Parameters from an admin's GUI entry; Quest recommends you do not manually enter or change this parameter value except at the direction of Quest Support.

[Notify] SenderSMTP=<SMTPAddress>

Type:	Default:	Occurs in:	New in:
string	[GUI entry]	Data Migr	4.1

This value corresponds to a GUI element in the Data Migration Wizard: the **Sender SMTP Address** text box in the *Configure mail-merge messages to migrating user* screen. The Wizard writes this value to the Task Parameters from an admin's GUI entry; Quest recommends you do not manually enter or change this parameter value except at the direction of Quest Support.

[Notify] SendMailToSource=<#>

Type:	Default:	Occurs in:	New in:
boolean	0	Data Migr	4.1

This value corresponds to a GUI element in the Data Migration Wizard: the **Send "You've been migrated" messages to Notes mailboxes** checkbox in the *Configure mail-merge messages to migrating user* screen. The Wizard writes this value to the Task Parameters from an admin's GUI entry; Quest recommends you do not manually enter or change this parameter value except at the direction of Quest Support.

[Notify] SendMailToTarget=<#>

Type:	Default:	Occurs in:	New in:
boolean	0	Data Migr	4.1

This value corresponds to a GUI element in the Data Migration Wizard: the **Send "Welcome to Exchange" messages to Exchange mailboxes** checkbox in the *Configure mail-merge messages to migrating user* screen. The Wizard writes this value to the Task Parameters from an admin's GUI entry; Quest recommends you do not manually enter or change this parameter value except at the direction of Quest Support.

[Notify] SourceSubject=<SubjectText>

Type:	Default:	Occurs in:	New in:
string	[GUI entry]	Data Migr	4.1

This value corresponds to a GUI element in the Data Migration Wizard: the **Subject** text box in the *You've been migrated* section of the *Configure mail-merge messages to migrating user* screen. The Wizard writes this value to the Task Parameters from an admin's GUI entry; Quest recommends you do not manually enter or change this value except at the direction of Quest Support.

[Notify] SourceTemplate=<PathIncludingFilename>

Type:	Default:	Occurs in:	New in:
string	[GUI entry]	Data Migr	4.1

This value corresponds to a GUI element in the Data Migration Wizard: the template file text box in the *You've been migrated* section of the *Configure mail-merge messages to migrating user* screen. The Wizard writes this value to the Task Parameters from an admin's GUI entry; Quest recommends you do not manually enter or change this value except at the direction of Quest Support.

[Notify] TargetSubject=<SubjectText>

Type:	Default:	Occurs in:	New in:
string	[GUI entry]	Data Migr	4.1

This value corresponds to a GUI element in the Data Migration Wizard: the **Subject** text box in the *Welcome to Exchange* section of the *Configure mail-merge messages to migrating user* screen. The Wizard writes this value to the Task Parameters from an admin's GUI entry; Quest recommends you do not manually enter or change this parameter value except at the direction of Quest Support.

[Notify] TargetTemplate=<PathIncludingFilename>

Type:	Default:	Occurs in:	New in:
string	[GUI entry]	Data Migr	4.1

This value corresponds to a GUI element in the Data Migration Wizard: the template file text box in the *Welcome to Exchange* section of the *Configure mail-merge messages to migrating user* screen. The Wizard writes this value to the Task Parameters from an admin's GUI entry; Quest recommends you do not manually enter or change this parameter value except at the direction of Quest Support.

[Outlook] section

[Outlook] PstDirMode=<ValidKeyword>

Type:	Default:	Occurs in:
keyword (<i>DN</i> or <i>CSV</i>)	[GUI entry]	Data Migr

This value corresponds to a GUI element in the Data Migration Wizard: the **Subdirectories of root directory...** vs. **Directory specified by the PstDir column...** radio-button choice in the *Personal Archive Location* screen. Valid values are "DN" and "CSV," where:

- **DN: Subdirectories of root directory specified below.**
- **CSV: Directory specified by the PstDir column....**

The Wizard writes this value to the Task Parameters from an admin's GUI entry; Quest recommends you do not manually enter or change this value except at the direction of Quest Support.

[Outlook] PstRootDir=<AlphanumString>

Type:	Default:	Occurs in:
string	[GUI entry]	Data Migr

This value corresponds to a GUI element in the Data Migration Wizard: the pst output root directory text box in the *Personal Archive Location* screen. The Wizard writes this value to the Task Parameters from an admin's GUI entry; Quest recommends you do not manually enter or change this value except at the direction of Quest Support.

[PAB] section

[PAB] SourceFolderCategory=<#>

Type:	Default:	Occurs in:	New in:
boolean	0	Data Migr	4.0.0

Determines whether the Data Migration Wizard will tag migrated PAB entries with the Notes source folder category. For example:

```
SourceFolderCategory=1
```

... tells the Data Migration Wizard to tag migrated PAB entries with the Notes source folder category, as it always did in prior releases. By default (0) the wizard will not tag migrated PAB entries.

[PersonDocCustom] section

[PersonDocCustom] Count=<##>

Type:	Default:	Occurs in:	New in:
integer	0	Data Migr	4.1.5

Determines which *PersonDoc<#>* parameters (see below) the wizard will process in this [PersonDocCustom] section. If a *Count* parameter is specified with a value > 0, then the wizard will read only *PersonDoc<#>* parameters whose differentiating digits are less than the *Count* parameter value. That is, the keyname digits of multiple *PersonDoc<#>* parameters need not form an uninterrupted numeric sequence, but if they don't the wizard will read only the parameters whose digits are less than the *Count* value.

For example, if:

```
[PersonDocCustom]
Count=3
PersonDoc0=FullName
PersonDoc2=MailDomain
PersonDoc3=FieldName3
PersonDoc5=FieldName5
```

... then the wizard will read *PersonDoc0* and *PersonDoc2*, but not *PersonDoc3* or *PersonDoc5*, since neither 3 nor 5 is less than the value of the *Count*.

If unspecified, the *Count* parameter defaults to 0, in which case the wizard will read only the *PersonDoc<#>* parameters whose differentiating digits form an uninterrupted numeric sequence beginning at 0 (*PersonDoc0*).

[PersonDocCustom] MergeMultiValuedProperties=<#>

Type:	Default:	Occurs in:	New in:
boolean	0	Data Migr	4.1.5

Determines whether a multi-valued assignment to a Notes person-document field (via the <NotesFieldName> parameter) will overwrite the current field contents (*MergeMultiValuedProperties=0*) or be added to the current contents (1). See the entry for <NotesFieldName> parameters, also in this [PersonDocCustom] section, for information about assigning multiple values to a single Notes field.

[PersonDocCustom] <NotesFieldName>=<value>

Type:	Default:	Occurs in:	New in:
string	[none]	Data Migr	4.1.5

Each <NotesFieldName> parameter assigns a value to the named Notes person-document field, but only if the <NotesFieldName> appears as the value of a corresponding *PersonDoc<#>* parameter (also in this [PersonDocCustom] section). Any such assignment will be ignored if the <NotesFieldName> has not been defined (to the wizard) by a *PersonDoc<#>* parameter.

The key name for a <NotesFieldName> parameter must match exactly the value of a corresponding *PersonDoc<#>* parameter that defines the <NotesFieldName> to the wizard. For example, to define these person-document fields and then have the wizard assign values to them:

```
[PersonDocCustom]
PersonDoc0=FullName
FullName=JohnDoe
PersonDoc1=MailServer
MailServer=Server4
PersonDoc2=MailDomain
MailDomain=xyzcorp
```

Value assignments by these <NotesFieldName> parameters will overwrite any other person-document field values set by other features during migration, mail routing or Notes administrative functions. All of the features facilitated by this [PersonDocCustom] section are enabled only if **Migrate users** is selected on the wizard's *Operations* screen.

If a Notes field capable of containing multiple values already contains one or more values, the *MergeMultiValuedProperties* parameter (also in this [PersonDocCustom] section) determines whether a value assignment via a <NotesFieldName> parameter will overwrite or be added to the current field contents.

For a multi-valued Notes field, you may assign multiple values via a <NotesFieldName> parameter by using a pipe character to separate the values, like this:

```
FullName=JohnDoe/sitraka | JohnDoe@sitraka.com
```

Any spaces preceding or following a pipe character are ignored.

To clear any existing contents of a Notes person-document field, define the *PersonDoc<#>* parameter for the field and then add the corresponding <NotesFieldName> parameter with the value left blank, like this:

```
PersonDoc2=MailServer
MailServer=
```

[PersonDocCustom] PersonDoc<#>=<NotesFieldName>

Type:	Default:	Occurs in:	New in:
string	[none]	Data Migr	4.1.5

Each *PersonDoc<#>* parameter defines (to the wizard) a Notes person-document field to which the wizard may then assign a value. The value assignment is then accomplished by a corresponding <NotesFieldName> parameter (also in this [PersonDocCustom] section).

The Notes field defined by a *PersonDoc<#>* parameter may or may not already exist in Notes. If the field does not already exist in Notes, the wizard will create it. For example, to define the User Name and Mail Server fields in a person document, you might set:

```
[PersonDocCustom]
PersonDoc0=FullName
PersonDoc1=MailServer
```

See the above entry for *<NotesFieldName>* parameters for an example of how *PersonDoc<#>* and *<NotesFieldName>* parameters are used together to define person-document fields and then have the wizard assign values to them.

PersonDoc<#> parameter values are case-insensitive:

```
FullName = fullname = FULLNAME = fUllnAmE
```

The digits appended to *PersonDoc<#>* key names arbitrarily differentiate one parameter from another. Multiple *PersonDoc<#>* parameters need not appear in numerical order, and need not form an uninterrupted numeric sequence if a *Count* parameter is also specified (also in this [PersonDocCustom] section) to determine which parameters to read and which to ignore. If the *Count* value > 0, the wizard will read only *PersonDoc<#>* parameters whose differentiating digits are less than the *Count* value. If no *Count* parameter is specified (or if *Count=0*), the wizard will read only *PersonDoc<#>* parameters whose digits form an uninterrupted numeric sequence beginning with 0.

All of the features facilitated by this [PersonDocCustom] section are enabled only if **Migrate users** is selected on the wizard's *Operations* screen.

[PowerShell] section

[PowerShell] IdleConnectionTimeoutSeconds=<##>

Type:	Default:	Occurs in:
integer	30 or 60 (see below)	NMM, Data Migr, AD Grps, Prov

Determines how long (in seconds) Migrator for Notes to Exchange will hold open an idle remote PowerShell connection before closing it. This feature applies only to the duration of an idle state during a connection. Each command execution resets this timer to zero, so a series of commands with only short idle periods between commands could keep the connection open indefinitely. The default *IdleConnectionTimeoutSeconds=30* is suitable for most environments.

IdleConnectionTimeoutSeconds=0 would tell Migrator for Notes to Exchange to not wait (wait 0 seconds) for a second command after a first, so would close any PowerShell connection immediately after only one command. The default is 30 seconds for migration to a proprietary Exchange, or 60 seconds for migration to Office 365.

[PowerShell] MaxPowerShellConnections=<#>

Type:	Default:	Occurs in:
integer	0 (no limit)	NMM, Data Migr, AD Grps, Prov

Determines the migration-server-wide limit for the number of concurrent PowerShell connections Migrator for Notes to Exchange can open. For example, if *MaxPowerShellConnections=2*, a four-thread migration might proceed like this:

- Thread 1: Creates PowerShell connection.
- Thread 3: Creates PowerShell connection.
- Thread 2: Tries to create a connection, but they are used up so sleeps until a connection is available.
- Thread 4: Tries to create a connection, but they are used up so sleeps until a connection is available.
- Thread 3: Closes its PowerShell connection.
- Thread 2: Wakes up and creates a PowerShell connection.
- Thread 3: Tries to create a connection, but they are used up so sleeps until a connection is available.

- Thread 2: Closes its PowerShell connection.
- Thread 4: Wakes up and creates a PowerShell connection.

Note: The default setting (*MaxPowerShellConnections=0*) is interpreted as "no limit," effectively turning off this limiting feature.

[PowerShell] PropagationDelay=<##>

Type:	Default:	Occurs in:	New in:
integer	40	Data Migr	4.9

Determines how long (in seconds) the Migration Wizard will wait after setting admin permissions on an Office 365 mailbox before proceeding with the migration. For example, the default *PropagationDelay=40* tells the wizard to wait 40 seconds before proceeding. This can be helpful to resolve permissions issues resulting from an O365 Powershell-Exchange propagation delay.

[ServerCalFolderFilter] section

[ServerCalFolderFilter] Count=<##>

Type:	Default:	Occurs in:
integer	10	Data Migr

A limit to the number of *Filter<#>* parameters (see below) that the Data Migration Wizard will process in this section. the wizard will read only *Filter<#>* parameters whose differentiating digits are less than the *Count* value. For example, if:

```
[ServerCalFolderFilter]
Count=15
Filter0=~INBOX
Filter1=~CALENDAR
Filter2=~SENT
Filter7=~ROOT
Filter8=~TASKS
Filter12=~TRASH
Filter19=~DRAFTS
```

... then the wizard will read all of the parameters except *Filter19*, since *Count=15* and $19 > 15$. If unspecified, the *Count* parameter defaults to 10. If specified, the parameter must occur as the first line of the section, as shown above.

[ServerCalFolderFilter] Filter<#>=<~FolderName>

Type:	Default:	Occurs in:
string	[none]	Data Migr

Identifies a Notes source folder from which server-based calendar-associated mail will be excluded from the migration. The Data Migration Wizard can discriminate between emails associated with calendar items (invitations, acceptance notifications, etc.), and other (non-calendar) emails, and can optionally exclude from the migration either type that originate from one or more designated source folders. Filter parameters in this [ServerCalFolderFilter] section identify the source folders from which server-based calendar-associated emails will be excluded. Other sections in these Default Settings may contain parameters to exclude other item types from certain source folders:

- [ServerMailFolderFilter] to exclude server-based non-calendar emails.
- [ArchiveCalFolderFilter] to exclude archived calendar-associated emails.
- [ArchiveMailFolderFilter] to exclude archived non-calendar emails.

Within each such section, each parameter identifies a single source folder to which the filter will be applied. For example: *[ServerCalFolderFilter] Filter0=~INBOX* tells the wizard to apply the filter to the Inbox, while the section name in this example tells the wizard that the filter should exclude calendar-associated emails that reside on the

server. For each such parameter, the parameter value specifies the mailbox by prepending a tilde character to the mailbox name, as follows:

```

~INBOX: Inbox           ~DRAFTS: Drafts       ~TASKS: Tasks
~CALENDAR: Calendar    ~ROOT: [Root Dir]    ~TRASH: Trash
~SENT: Sent Items

```

You may define one or more *Filter<#>* parameters within the section. The digit(s) appended to a *Filter<#>* key name differentiate one parameter from another. Multiple *Filter<#>* parameters need not appear in numerical order, and need not form an uninterrupted numeric sequence. For example, a section may contain only:

```

Filter0=~INBOX
Filter4=~SENT
Filter8=~TASKS
Filter5=~TRASH

```

But the wizard will read only *Filter<#>* parameters whose differentiating digits are less than a value specified by a *Count* parameter in the first line of the section. See the *Count* parameter above for more information.

[ServerData] section

[ServerData] MigrateCalData=<#>

Type:	Default:	Occurs in:
boolean	[GUI entry]	Data Migr

This value corresponds to a GUI element in the Data Migration Wizard: the **Migrate calendar data** checkbox in the *Migrate mail data* section of the *Specify Data for Migration* screen. The Wizard writes this value to the Task Parameters from an admin's GUI entry; Quest recommends you do not manually enter or change this value except at the direction of Quest Support.

[ServerData] MigrateEncryptedMessages=<#>

Type:	Default:	Occurs in:	New in:
boolean	0	Data Migr	3.2

Determines whether the wizard should attempt to migrate the encrypted portions of encrypted messages in the source server. Typical usage is described below. This feature can also be applied to encrypted messages in users' archives, by this same parameter name in the [ArchiveData] section of these parameters. The feature is also available for the SSDM (in *notesdtapp.ini*), but in SSDM the default is 1.

The Data Migration Wizard can migrate the encrypted portion of an encrypted message only if it has the access credentials of the user who is authorized to decrypt the encrypted portion. An encrypted message also contains unencrypted portions, which the wizard can migrate in any case, even if it lacks the credentials to migrate the encrypted portion. In that case, the wizard can migrate the unencrypted portions, skip the encrypted portions, and insert text notices that the encrypted portions could not be migrated.

In most organizations, only the sender or recipient of an encrypted message is authorized to access the encrypted portion, and the wizard will not know those credentials unless the admin account running the wizard happens to be the sender or recipient of the encrypted message. It is possible, but uncommon, for an environment to be configured with broader or even universal access to the encrypted portions of encrypted messages, and in that case the wizard can freely migrate encrypted messages in their entirety. But in the more likely case where the access credentials are much more restrictive, the wizard will be unable to migrate the encrypted portions of encrypted messages.

This *MigrateEncryptedMessages* parameter lets you choose whether the wizard should even attempt to migrate the encrypted portions of encrypted messages. If access credentials for encrypted messages are more restrictive,

the default *MigrateEncryptedMessages=0* tells the wizard to not even attempt migrating the encrypted portions, but to just migrate the unencrypted portions with the substitute notice.

This option may improve performance simply by eliminating a wizard function that is rarely if ever needed in that scenario. Many organizations with restrictive access credentials simply use Migrator for Notes to Exchange's SSDM to migrate encrypted messages, since the SSDM will always have the access credentials of the user who is running it.

If *MigrateEncryptedMessages=1*, the wizard will attempt to migrate the encrypted portions, and will succeed or fail depending on whether the admin account running the wizard has the necessary credentials. If it fails, the wizard will migrate the message, skip the unencrypted portions and insert the substituted notice—the same outcome as for *MigrateEncryptedMessages=0*.

A related parameter lets you tell the wizard to skip an entire message (both encrypted and unencrypted portions) if the wizard is already configured to skip the encrypted portion (only) by *MigrateEncryptedMessages=0*. See *SkipEntireEncryptedMessage* in this same [ServerData] section for more information.

[ServerData] MigrateMailData=<#>

Type:	Default:	Occurs in:
boolean	[GUI entry]	Data Migr

This value corresponds to a GUI element in the Data Migration Wizard: the **Migrate e-mail messages** checkbox in the *Migrate mail data* section of the *Specify Data for Migration* screen. The Wizard writes this value to the Task Parameters from an admin's GUI entry; Quest recommends you do not manually enter or change this value except at the direction of Quest Support.

[ServerData] MigrateTaskData=<#>

Type:	Default:	Occurs in:	New in:
boolean	[GUI entry]	Data Migr	4.2.1

This value corresponds to a GUI element in the Data Migration Wizard: the **Migrate task data** checkbox in the *Migrate mail data* section of the *Specify Data for Migration* screen. The Wizard writes this value to the Task Parameters from an admin's GUI entry; Quest recommends you do not manually enter or change this value except at the direction of Quest Support.

[ServerData] MigrateTrashFolder=<#>

Type:	Default:	Occurs in:
boolean	[GUI entry]	Data Migr

This value corresponds to a GUI element in the Data Migration Wizard: the **Migrate trash folder** checkbox in the *Migrate mail data* section of the *Specify Data for Migration* screen. The Wizard writes this value to the Task Parameters from an admin's GUI entry; Quest recommends you do not manually enter or change this value except at the direction of Quest Support.

[ServerData] MigrateViews=<#>

Type:	Default:	Occurs in:
keyword (single digit 0, 1 or 2)	0 (but the wizard initializes the value to 1)	Data Migr

Determines whether and how the Data Migration Wizard will migrate archive items that occur within Notes views. For example, *MigrateViews=1* tells the wizard to migrate items only from the first view in which they are found. Valid parameter values are:

- 0 (default): No views are migrated.
- 1: Items are migrated only from the first view in which they are found.
- 2: Items are migrated from all views in which they are found.

Note that the wizard will initialize this parameter to 1 if it is omitted from the task INI file, even though technically the program default is 1. You must explicitly include the parameter in Global Defaults or Task Parameters if you want the wizard to run with *MigrateViews=0* or *MigrateViews=2*.

[ServerData] OOF=<#>

Type:	Default:	Occurs in:
boolean	0	Data Migr

Determines whether the wizard will migrate out-of-office messages. For example, *OOF=1* tells the wizard to migrate out-of-office messages. By default (*OOF=0*), the wizard will not migrate out-of-office messages.

If the wizard is set to migrate out-of-office messages (*OOF=1*), the behavior can be configured using the [Exchange] *AllowExternalOOF* parameter.

i | **NOTE:** Migration of out-of-office messages (*OOF=1*) is not supported if the migration target is set to **Personal folder (.pst)**.

[ServerData] SkipEntireEncryptedMessage=<#>

Type:	Default:	Occurs in:	New in:
boolean	1	Data Migr	4.6

Determines whether the Data Migration Wizard will skip entire encrypted messages (skip both encrypted and unencrypted portions) in the source server data if the wizard is already configured to skip the encrypted portions by *MigrateEncryptedMessages=0* (also in this [ServerData] section).

By default, *SkipEntireEncryptedMessage=1* tells the wizard to skip any encrypted messages entirely if *MigrateEncryptedMessages=0*. This *SkipEntireEncryptedMessage* parameter is irrelevant and ignored if *MigrateEncryptedMessages=1*.

For more information about how encrypted messages are migrated, and how this *SkipEntireEncryptedMessage* parameter helps control how the wizard processes encrypted messages, see the parameter notes for the *MigrateEncryptedMessages* parameter earlier in this [ArchiveData] section.

[ServerMailFolderFilter] section

[ServerMailFolderFilter] Count=<##>

Type:	Default:	Occurs in:
integer	10	Data Migr

A limit to the number of *Filter<#>* parameters (see below) that the Data Migration Wizard will process in this section. the wizard will read only *Filter<#>* parameters whose differentiating digits are less than the *Count* value. For example, if:

```
[ServerMailFolderFilter]
Count=15
Filter0=~INBOX
Filter1=~CALENDAR
Filter2=~SENT
Filter7=~ROOT
Filter8=~TASKS
Filter12=~TRASH
Filter19=~DRAFTS
```

... then the wizard will read all of the parameters except *Filter19*, since *Count=15* and $19 > 15$. If unspecified, the *Count* parameter defaults to 10. If specified, the parameter must occur as the first line of the section, as shown above.

[ServerMailFolderFilter] Filter<#>=~FolderName>

Type:	Default:	Occurs in:
string	[none]	Data Migr

Identifies a Notes source folder from which server-based non-calendar mail will be excluded from the migration. The Migrator for Notes to Exchange can discriminate between emails associated with calendar items (invitations, acceptance notifications, etc.), and other (non-calendar) emails, and can optionally exclude from the migration either type that originate from one or more designated source folders. Filter parameters in this [ServerMailFolderFilter] section identify the source folders from which server-based non-calendar emails will be excluded. Other Migrator for Notes to Exchange parameters may also exclude other item types from certain source folders, in one or more of these sections:

- [ServerCalFolderFilter] to exclude server-based calendar-associated emails.
- [ArchiveCalFolderFilter] to exclude archived calendar-associated emails.
- [ArchiveMailFolderFilter] to exclude archived non-calendar emails.

Within each such section, each parameter identifies a single source folder to which the filter will be applied. For example:

```
[ServerMailFolderFilter]
Filter0=~INBOX
```

... tells the wizard to apply the filter to the *Inbox*, while the section name in this example tells the wizard that the filter to be applied should exclude mail items (non-calendar-associated emails) that reside on the server. For each such parameter, the parameter value specifies the mailbox by prepending a tilde character to the mailbox name, like these examples:

```
~INBOX: Inbox           ~ROOT: [Root Dir]
~CALENDAR: Calendar    ~TASKS: Tasks
~SENT: Sent Items       ~TRASH: Trash
~DRAFTS: Drafts
```

You may define one or more *Filter<#>* parameters within the section. The digit(s) appended to a *Filter<#>* key name differentiate one parameter from another. Multiple *Filter<#>* parameters need not appear in numerical order, and need not form an uninterrupted numeric sequence. For example, a section may contain only:

```
Filter0=~INBOX
Filter4=~SENT
Filter8=~TASKS
Filter5=~TRASH
```

But the wizard will read only *Filter<#>* parameters whose differentiating digits are less than a value specified by a *Count* parameter in the first line of the section. See the *Count* parameter above for more information.

[TimeZoneInfo] section

Exchange uses time zone identifiers that correspond with time zones found in the Windows time zone database. Depending on the client application used to create an appointment or meeting, the Notes calendar item being migrated may not contain the specific time zone code that is used by Exchange. For example, if an appointment is created using an application on an Apple device, the time zone code in the appointment will not match any of the known Windows time zones. To help the migration software identify the appropriate Windows time zone, specify a list of preferred Windows time zones in the [TimeZoneInfo] section.

To understand how the list of preferred time zones is used, the algorithm that is used to select the appropriate time zone from the Windows time zone database is described below.

- 1 The time zone information provided in the Notes meeting is compared to the collection of time zones defined in the Windows time zone database. A list of potential matches is generated. If the list of potential matches contains a single time zone, it is selected. If the meeting was created by a Notes client running on a Windows operating system, a unique match here is probable.
- 2 If a unique match is not found, a list of preferred time zones (configured in the [TimeZoneInfo] section) is compared to the list of potential matches. The first successful compatible match from the list of preferred time zones is selected.
- 3 If no time zone was selected in step 2, the Windows system current local time zone's properties are compared to the time zone information from the Notes meeting. If they are compatible, the local time zone is selected.
- 4 If the local time zone is not compatible, the first time zone from the list of potential matches is chosen.
- 5 If none of the time zones defined in the Windows time zone database are found to be potential matches, the local time zone is used.

The [TimeZoneInfo] section lists your preferred time zones from the Windows Time Zone database. Each time zone is specified with its unique identifier. You can retrieve a full list of Windows time zone identifiers using the following PowerShell cmdlet:

```
[System.TimeZoneInfo]::GetSystemTimeZones() | Sort-Object DisplayName | ft -
autosize DisplayName, Id
```

The cmdlet returns a table of time zone **DisplayName** and **Id** values.

The **Id** value is used in the [TimeZoneInfo] section. The [TimeZoneInfo] collection is configured by providing the **Id** values of the preferred time zones. Each value in the [TimeZoneInfo] section should be prefixed with the name `TimeZoneN`, where `N` represents a counter starting at 0. Below is a sample configuration of the [TimeZoneInfo] section:

```
[TimeZoneInfo]
TimeZone0=Eastern Standard Time
TimeZone1=Central Standard Time
TimeZone2=Mountain Standard Time
TimeZone3=Pacific Standard Time
TimeZone4=Alaskan Standard Time
TimeZone5=Hawaiian Standard Time
```

[TimeZoneNames] section

For most migrations, configuring the [TimeZoneInfo] section should be sufficient to determine the correct time zone for scheduled meetings and appointments. However, if two very similar time zones are being used, the migration may have difficulty identifying the correct time zone. Configuring the [TimeZoneNames] section can provide additional guidance.

Each Notes meeting and appointment contains a time zone description string similar to the following:

```
StartTimeZone = "Z=5$DO=1$DL=3 2 1 11 1 1$ZX=0$ZN=America/New_York"
```

The `ZN` parameter of the string identifies the name of the time zone. If the appointment was scheduled from a Windows client or browser, the name corresponds to a name in the Windows time zone database and a unique time zone match is assured. If the appointment was scheduled from a mobile device or a non-Windows operating system, the time zone name will not match a Windows time zone and additional steps must be taken.

In the example shown above, scheduled from an Android device, the time zone `America/New_York` corresponds to the Windows time zone identifier `Eastern Standard Time`. You can configure the [TimeZoneNames] section to map non-Windows time zone names to their Windows equivalent. For example:

[TimeZoneNames]
America/New_York=Eastern Standard Time

The value on the right corresponds to the identifier of the Windows time zone. See the [TimeZoneInfo] section for details on retrieving the correct time zone identifier.

[Titles] section

[Titles] "Title" field translations

Type:	Default:	Occurs in:	New in:
string	[none]	Data Migr	3.2

The parameters in this [Titles] section specify Chinese equivalents of English-language courtesy titles. Notes saves the Titles in English, but displays them in the localized language, so the migration program can migrate only the stored English-language titles. These parameters are therefore necessary to convert the migrated English-language titles into the appropriate localized Chinese equivalents in Exchange. For example:

[Titles]
Mr.= 先生
Mrs.= 夫人
Miss= 小姐

Each parameter tells the program to convert the title listed as the keyword (left of the = sign) to the Chinese string to the right of the = sign.

[User] section

All parameters in this [User] section are internal transient parameters, used by the program to pass information from one subroutine to another. Any manual manipulation of these parameters is meaningless and will have no affect on the program or data, since any preexisting parameter values are overwritten by the program as soon as it runs. Parameters in this section include:

adAttribute=	MovedApptSize=	ResourceType=
ArchivePaths=	MovedContactCnt=	SkippedEncryptedMsgCnt=
DisplayName=	MovedEncryptedMsgCnt=	SkippedMsgCnt=
Domain=	MovedEncryptedMsgSize=	SkippedMsgSize=
EndTime=	MovedMsgCnt=	SourceAddress=
ErrorCnt=	MovedMsgSize=	StartTime=
FilteredApptCnt=	ObjectType=	TargetAddress=
FilteredApptSize=	PABPaths=	TgtAlias=
FilteredAttachCnt=	PSTDir=	TotalApptCnt=
FilteredAttachSize=	ReplacedApptCnt=	TotalContactCnt=
FilteredMsgCnt=	ReplacedApptSize=	TotalMsgAndApptCnt=
FilteredMsgSize=	ReplacedContactCnt=	TotalMsgCnt=
ForceFolderName=	ReplacedEncryptedMsgCnt=	userForestAttrib=
HomeMDB=	ReplacedEncryptedMsgSize=	UserGUID=
MailFilePath=	ReplacedMsgCnt=	WarningCnt=
MovedApptCnt=	ReplacedMsgSize=	

Parameters for the Self-Service Desktop Migrator (SSDM)

- [ArchiveData] section
- [Categories] section
- [ErrorsToIgnore] section
- [Exchange] section
- [Filter] section
- [Filters] section
- [General] section
- [IncludeFoldersAndViews] section
- [Notes] section
- [PAB] section
- [Screens] section
- [ServerData] section
- [SSDMThrottle] section
- [Status] section
- [TimeZoneInfo] section
- [TimeZoneNames] section
- [Titles] section
- [User] section

[ArchiveData] section

[ArchiveData] MigrateCalData=<#>

Type: boolean	Default: 1
---------------	------------

Determines whether the program will migrate calendar data among the archives. For example:

MigrateCalData=0

... tells the program to not migrate archive calendar data. By default (*MigrateCalData=1*), the program will migrate archive calendar data.

[ArchiveData] MigrateEncryptedMessages=<#>

Type: boolean

Default: 1

New in ver 3.2

Determines whether the SSDM should attempt to migrate the encrypted portions of encrypted messages in the source user archives. This feature can also be applied to encrypted messages in the source server, by this same parameter name in the [ServerData] section of *notesdtapp.ini*. The feature is also available for the Data Migration Wizard (same parameters in the same sections, but in Migrator for Notes to Exchange's Global Defaults and Task Parameters), but in the wizard the default is 0.

The SSDM can migrate the encrypted portion of an encrypted message if it has the access credentials of the user who is authorized to decrypt the encrypted portion. This is the typical case in most organizations who use the SSDM, where individual users run the SSDM under their own login credentials, to migrate their own data. But in the rare case where the access credentials for a user's encrypted data are different from the credentials of the user running the program, this parameter lets you control how the SSDM should handle encrypted data. If the program attempts to migrate an encrypted message but lacks the necessary credentials, it can migrate the unencrypted portions, skip the encrypted portions, and insert text notices to explain that the encrypted portions could not be migrated. On the other hand:

MigrateEncryptedMessages=0

... tells the SSDM to not even attempt migrating the encrypted portions, but to just migrate the unencrypted portions and insert the notice text. If *MigrateEncryptedMessages=1*, the program will attempt to migrate the encrypted portions, and will succeed or fail depending on whether the account running the SSDM has the necessary credentials. If it fails, the SSDM will migrate the message, skip the unencrypted portion and insert the notice—the same outcome as for *MigrateEncryptedMessages=0*.

A related Migrator for Notes to Exchange parameter lets you tell the SSDM to skip an entire message (both encrypted and unencrypted portions) if the program is already configured to skip the encrypted portion (only) by *MigrateEncryptedMessages=0*. See *SkipEntireEncryptedMessage* in this same [ArchiveData] section for more information.

[ArchiveData] MigrateMailData=<#>

Type: boolean

Default: [GUI entry]

This value corresponds to a GUI element in the SSDM: the **Migrate archive** checkbox of the *Specify Data for Migration* screen. The SSDM writes this value to *notesdtapp.ini* from the user's GUI entry; Quest recommends you do not manually enter or change this value except at the direction of Quest Support.

[ArchiveData] MigrateTaskData=<#>

Type: boolean

Default: 1

New in ver 4.2.1

Determines whether the program will migrate task data among the archives. For example: *MigrateTaskData=0* tells the program to not migrate archived tasks. By default (*MigrateTaskData=1*), the program will migrate archived tasks.

[ArchiveData] MigrateTrashFolder=<#>

Type: boolean

Default: 1

MigrateTrashFolder=0

... tells the program to not migrate the trash folder if the *Specify Data for Migration* screen does not appear, or sets the associated checkbox in that screen to be unmarked by default. The default setting (*MigrateTrashFolder=1*) tells the program to migrate the trash folder if the screen does not appear, or sets the associated checkbox to be marked by default. The most common use of this parameter is to provide the necessary entry value when the program is configured to hide the *Specify Data* screen. Chapter 4 of the Migrator for Notes to Exchange *Scenarios Guide* explains how this parameter relates to others used to customize the SSDM.

[ArchiveData] MigrateViews=<#>

Type: keyword Default: 0 (but the program initializes the value to 1)

Determines whether and how the SSDM will migrate archive items that occur within Notes views. For example: *MigrateViews=1* tells the SSDM to migrate items only from the first view in which they are found. Valid parameter values are:

- 0 (default): No views are migrated.
- 1: Items are migrated only from the first view in which they are found.
- 2: Items are migrated from all views in which they are found.

Note that the SSDM will initialize this parameter to 1 if it is omitted from *notesdtapp.ini*, even though technically the program default is 1. You must explicitly include the parameter in *notesdtapp.ini* if you want the SSDM to run with *MigrateViews=0* or *MigrateViews=2*.

[ArchiveData] SkipEntireEncryptedMessage=<#>

Type: boolean Default: 1 New in ver 4.6

Determines whether the SSDM will skip entire encrypted messages (skip both encrypted and unencrypted portions) in the source user archives if the SSDM is already configured to skip the encrypted portions by *MigrateEncryptedMessages=0* (also in this [ArchiveData] section). By default:

SkipEntireEncryptedMessage=1

... tells the program to skip any encrypted messages in their entirety if *MigrateEncryptedMessages=0*. This *SkipEntireEncryptedMessage* parameter is irrelevant and ignored if *MigrateEncryptedMessages=1*.

For more information about how encrypted messages are migrated, and how this *SkipEntireEncryptedMessage* parameter helps control how the SSDM processes encrypted messages, see the parameter notes for the *MigrateEncryptedMessages* parameter earlier in this [ArchiveData] section.

[Categories] section

These [Categories] parameters are all auto-set parameters (see [GUI-set and other "auto-set" parameters](#)) that define the Outlook categories that correspond to various English equivalents. The Setup program automatically sets these parameters to their English defaults. If a default is not correct for your locale, be sure to change it before you run the SSDM.

[Categories] C=<LocalizedCategoryName>

Type: string Default: Clients

See the explanatory note at the beginning of this [Categories] section. The English equivalent (default) for this parameter is: *C=Clients*

[Categories] H=<LocalizedCategoryName>

Type: string Default: Holiday

See the explanatory note at the beginning of this [Categories] section. The English equivalent (default) for this parameter is: *H=Holiday*

[Categories] P=<LocalizedCategoryName>

Type: string Default: Projects

See the explanatory note at the beginning of this [Categories] section. The English equivalent (default) for this parameter is: *P=Projects*

[Categories] PC=<LocalizedCategoryName>

Type: string Default: Phone Calls

See the explanatory note at the beginning of this [Categories] section. The English equivalent (default) for this parameter is: *PC=Phone Calls*

[Categories] T=<LocalizedCategoryName>

Type: string Default: Travel

See the explanatory note at the beginning of this [Categories] section. The English equivalent (default) for this parameter is: *T=Travel*

[Categories] V=<LocalizedCategoryName>

Type: string Default: Vacation

See the explanatory note at the beginning of this [Categories] section. The English equivalent (default) for this parameter is: *V=Vacation*

[ErrorsToIgnore] section

[ErrorsToIgnore] Error<#>=[#####-###-###-#####]

Type: keyword Default: [none]

Each *Error<#>* parameter identifies a single particular runtime error that the program should ignore when documenting its activities and outcomes in its log file. Each parameter value:

- Must conform to the form shown here, consisting entirely of digits and hyphens enclosed within square brackets: *[#####-###-###-#####]*.
- Must be the full, exact string of a single defined error code (no wildcards or substrings).

For example:

```
[ErrorsToIgnore]
Error0=[1465-32-4-00000000]
Error1=[7442-1-155-80072035]
Error2=[1400-31-108-00000000]
```

The digit(s) appended to an *Error<#>* key name arbitrarily differentiate one parameter from another. Multiple *Error<#>* parameters need not appear in numerical order, need not form an uninterrupted numeric sequence, and need not begin at 0. But the SSDM will read only *Error<#>* parameters whose differentiating digits are within the range 0-99 inclusive.

[Exchange] section

[Exchange] AllowHTMLCalendarBodies=<#>

Type: boolean	Default: 1	New in ver 4.4.1
---------------	------------	------------------

Determines whether HTML information in the *Description* field of calendar appointments and tasks will migrate. The default:

```
AllowHTMLCalendarBodies=1
```

... tells the SSDM to migrate such information. The feature can be disabled by *AllowHTMLCalendarBodies=0*.

[Exchange] AppendSMTPAddressToContactsDisplayName=<#>

Type: boolean	Default: 0
---------------	------------

Tells the SSDM whether to automatically write the display names of Notes' email 2 and email 3 in the form Display Name (SMTP Address)— e.g., *Joe Example (joeex@email.com)*. This feature, intended to make the type-ahead feature easier to use, can be enabled by

```
AppendSMTPAddressToContactsDisplayName=1
```

... but is off (0) by default.

[Exchange] ArchiveResolveAttendees=<#>

Type: boolean	Default: 1
---------------	------------

Tells the program whether to look up SMTP addresses in user archives in the Exchange GAL, to get Exchange addresses — e.g., so free-busy lookups will succeed. This feature is enabled by default, but can be disabled by setting the parameter to 0. For example, to migrate data to PST files without connecting to the Exchange server, set:

```
ArchiveResolveAttendees=0  
ServerMailResolveAttendees=0
```

... and also, in the [General] section:

```
[General]  
PABDest=PST  
ServerMailDest=PST  
ArchiveDest=PST  
PublicDelegates=0
```

[Exchange] CalMaxRecurrenceFix=<#>

Type: keyword (single digit 0, 1 or 2)	Default: 0	New in ver 4.3
--	------------	----------------

Specifies the method the SSDM should use to process a recurring meeting series that contains more occurrences in Notes than the 999 maximum allowed by Exchange. Without this new control, attempts to migrate such meetings to Exchange 2010 would fail when the number of recurring instances exceeded the Exchange maximum. For example:

```
[Exchange]  
CalMaxRecurrenceFix=1
```

... tells the SSDM to convert the item to a recurring series with no end date, which migrates cleanly.

The parameter value is a keyword that must be one of these single digits:

0 (default): The item is migrated as-is. (Migration to Exchange 2010 will fail for series with > 999 occurrences.)

1: SSDM converts the item to a recurring series with no end date, which migrates cleanly.

2: SSDM converts the item to a recurring series with 999 occurrences (the Exchange maximum).

A migrated appointment will appear in Outlook with the same number of occurrences as in Notes, until the recurrence pattern is edited by the user, at which time it will assume the option set by this parameter.

[Exchange] ExtractEmbeddedImages=<#>

Type:	Default:	Occurs in:	New in:
boolean	1	Data Migr	4.11

Enables or disables the option of extracting images from Notes messages and replacing them with OLE Device Independent Bitmap object attachments. This option makes images renderable in both OWA and the Office web client, and also improves image compression by a factor of two. The feature is enabled by default (1), or set *ExtractEmbeddedImages=0* to disable it.

[Exchange] FreeBusyDays=<#>

Type: integer	Default: 62	New in ver 4.1.4
---------------	-------------	------------------

Defines a time period, in days, for which the SSDM will tell Outlook to calculate users' free-busy data upon migration of each user's calendar items. The defined period begins at the current system time minus 24 hours, and continues through a number of days equal to the parameter value plus 1. For example: *FreeBusyDays=91* tells SSDM to calculate only 91 days ahead when looking for calendar conflicts upon migration. If unspecified, this value defaults to 62 days.

[Exchange] MigrateMeetingFYIAsResource=<#>

Type: boolean	Default: 1	New in ver 4.13
---------------	------------	-----------------

Determines whether the SSDM will migrate the FYI attendees of a Notes meeting to the *bcc* field in Exchange, where they will appear as Resources, instead of to the *cc* field. This option keeps FYI attendees hidden if the organizer later changes the meeting, since Exchange sends notifications of such changes, and those notices would otherwise disclose the FYI attendees as *Optional Attendees*.

By default (*MigrateMeetingFYIAsResource=1*), the SSDM migrates FYI attendees of a Notes meeting to the *bcc* field in Exchange. You can disable the feature (0) to make the SSDM migrate FYI attendees to the *cc* field.

[Exchange] PurgePABS=<#>

Type: boolean	Default: 0
---------------	------------

Purge PABS=1

... tells the SSDM to clear the contents of Personal Address Books in Exchange before migrating corresponding PABs from Notes—useful if, for example, you had already migrated PABs, but then wanted to migrate them again. The default *PurgePABS=0* disables the feature, so no PABs are cleared. This feature clears only Exchange PABs that correspond to Notes PABs about to be migrated, and will not clear any other existing Exchange PABs.

[Exchange] RemigrateMode=<#>

Type: keyword (single digit 0 or 1)	Default: 1	New in ver 3.2
-------------------------------------	------------	----------------

Tells the program which of two methods to use, to avoid creating duplicate items in Exchange when an item that has already been migrated to Exchange is queued to migrate again. For example:

RemigrateMode=0

... tells the program to delete the Exchange copy of the item and then remigrate it from Notes. By default (*RemigrateMode=1*) the source item in Notes will not be migrated, leaving the previously migrated copy unupdated in Exchange.

[Exchange] RewriteRTF=<#>

Type: keyword	Default: 0
---------------	------------

A single digit, 0–7, that specifies which (if any) of migrating mail, appointment and task items the SSDM should pass through Microsoft’s rich-text converter—which in many cases will refine the exported compound document format from Notes’ own converter. The parameter value must be one of these digits:

0: None	4: Tasks Only
1: Mail Only	5: Mail + Tasks
2: Appts Only	6: Appts + Tasks
3: Mail + Appts	7: Mail + Appts + Tasks

[Exchange] ServerMailResolveAttendees=<#>

Type: boolean	Default: 1
---------------	------------

Tells the program whether to look up SMTP addresses in server mail in the Exchange GAL, to get Exchange addresses — for example, so free-busy lookups will succeed. This feature is enabled by default, but can be disabled by setting the parameter to 0. For example, to migrate data to PST files without connecting to the Exchange server, set parameters as shown in the example above for *ArchiveResolveAttendees*.

[Exchange] UpdateHtmlWithMissingCharset=<#>

Type:	Default:	Occurs in:	New in:
boolean	0	Data Migr	4.13

MIME encoded HTML emails often have the charset encoding declared in two places. The first is within the MIME headers and the second is within the HEAD element of the HTML message itself. With properly formatted emails, these two charset declarations are identical. Some HTML emails have been found where the charset declaration in the MIME headers and the charset declaration in the HTML message do not match. Typically in these cases, the HTML charset declaration is not in the HEAD element where it is expected, but instead it appears later in the document, possibly in the BODY element. While these emails may not be technically valid, they are still handled properly by most email clients.

A new behavior has been observed in Office 365 where the Exchange server attempts to correct the discrepancy in the charset declarations by removing the HTML charset declaration that conflicts with the MIME header charset declaration, and inserting a new HTML charset declaration in the HEAD element that matches the charset of the MIME header. In these cases the charset declaration will no longer match the actual encoding of the HTML body and as a result, non-ASCII characters are corrupted in the rendering of the email message.

To correct this issue, enable the `UpdateHtmlWithMissingCharset` option. With this option enabled, MNE checks for the presence of a charset declaration in the HTML HEAD element during the migration process. If missing, NME inserts a charset declaration using the charset value from the MIME message header. While this charset declaration may not match the actual encoding of the message, it makes Office 365 think that everything is proper, and prevents Office 365 from removing the correct charset declaration that appears later in the document. The second charset declaration in the body overrides the newly inserted one that is declared in the HEAD element. As a result, the email message renders properly in the email client.

If any parsing errors occur during the parsing of the HTML, NME migrates the message with no modifications.

This option is off by default. This option adds some minimal overhead to the migration process. It should only be enabled if corrupted characters are observed in the migrated messages.

The issue has only been observed when migrating to Office 365, but it could potentially be introduced in a later update to on-premises Exchange.

[Filter] section

[Filter] AttachSize=<####>

Type: integer	Default: 20480 for O365 target, or otherwise none
---------------	---

This value specifies the max size limit for attachments—that is, the program will migrate only attachments that are smaller than the size designated here, in KB. For example: *AttachSize=8000* tells the program to not migrate attachments larger than 8000 KB.

[Filter] FirstCalDate=<mm/dd/yyyy>

Type: date	Default: [GUI entry]	New in ver 4.5
------------	----------------------	----------------

This value corresponds to a GUI element in the SSDM: the **Migrate only calendar data ... dated on or after** field in the *Select Date and Size Filters* screen, which specifies the earliest items that the program will migrate (will migrate only items that are timestamped on or after the designated date). The SSDM writes this value to the Task Parameters from the user's GUI entry; Quest recommends you do not manually enter or change this value except at the direction of Quest Support.

[Filter] FirstDate=<mm/dd/yyyy>

Type: date	Default: NONE	New in ver 4.5
------------	---------------	----------------

This parameter specifies the earliest items that the program will migrate (items that are timestamped on or after the designated date). When set to NONE, all mail and calendar items are migrated.

Quest recommends you do not manually enter or change this value except at the direction of Quest Support.

[Filter] FirstMailDate=<mm/dd/yyyy>

Type: date	Default: [GUI entry]	New in ver 4.5
------------	----------------------	----------------

This value corresponds to a GUI element in the SSDM: the **Migrate only messages ... dated on or after** field in the *Select Date and Size Filters* screen, which specifies the earliest items that the program will migrate (will migrate only items that are timestamped on or after the designated date). The SSDM writes this value to the Task Parameters from the user's GUI entry; Quest recommends you do not manually enter or change this value except at the direction of Quest Support.

[Filter] LastCalDate=<mm/dd/yyyy>

Type: date	Default: [GUI entry]	New in ver 4.5
------------	----------------------	----------------

This value corresponds to a GUI element in the SSDM: the **Migrate only calendar data ... dated on or before** field in the *Select Date and Size Filters* screen, which specifies the latest items that the program will migrate (will migrate only items that are timestamped on or before the designated date). The SSDM writes this value to the Task Parameters from the user's GUI entry; Quest recommends you do not manually enter or change this value except at the direction of Quest Support.

[Filter] LastDate=<mm/dd/yyyy>

Type: date	Default: NONE	New in ver 4.5
------------	---------------	----------------

This parameter specifies the latest items that the program will migrate (items that are timestamped on or before the designated date). When set to NONE, all mail and calendar items are migrated.

Quest recommends you do not manually enter or change this value except at the direction of Quest Support.

[Filter] LastMailDate=<mm/dd/yyyy>

Type: date	Default: [GUI entry]	New in ver 4.5
------------	----------------------	----------------

This value corresponds to a GUI element in the SSDM: the **Migrate only messages ... dated on or before** field in the *Select Date and Size Filters* screen, which specifies the latest items that the program will migrate (will migrate only items that are timestamped on or before the designated date). The SSDM writes this value to the Task Parameters from the user's GUI entry; Quest recommends you do not manually enter or change this value except at the direction of Quest Support.

[Filters] section

[Filters]

Filter<#>=<FolderName>

Filter<#>=<ViewName>

Type:	Default:	Occurs in:
string	none	Data Migr

Each line specifies a folder, by name, to be excluded from the migration. For example:

[Filters]

Filter0=My Folder

Filter1=My View

i | **NOTE:** If a folder is named in both the [Filters] section and the [IncludeFoldersAndViews] section, the [Filters] sections takes precedence, and the folder or view will not be migrated.

[General] section

[General] ACLs=<#>

Type: boolean	Default: 1	Updated in: 4.10
---------------	------------	------------------

ACLs=0

... tells the program to not copy ACL information to Exchange during the migration. By default (*ACLs=1*) the program will copy ACL information and will set folder permissions in Exchange. *New in version 4.10:* The *ACLs* parameter now also determines whether PAB ACLs will be migrated. Prior to this enhancement, PAB ACLs were always migrated regardless of this *ACLs=<#>* setting.

[General] AddrBookErrors=<value>

[General] AddrBookWarnings=<value>

[General] AnyPst=<value>

[General] AppAborted=<value>

These are all internal scratch parameters (see [Transient "scratch" parameters](#)).

[General] AppDoesArch=<#>
[General] AppDoesMail=<#>
[General] AppDoesPabs=<#>

Type: boolean Default: 1

Determines whether the corresponding migration option will be visible to the user on the *Specify Data for Migration* screen. The default *AppDoesXxxx=1* makes the option visible, while *AppDoesXxxx=0* makes the option invisible (unavailable to the user) on the screen and also:

- masks the portions of the *Welcome* and *Migration Report* screens that pertain to the hidden option; and
- disallows the migration of that data type regardless of other parameter settings (that is, this parameter would override *MigrateArchives=1*).

Note that these parameters do not set the marked-vs-unmarked status of the corresponding checkboxes, although checkbox status can be controlled by the *MigrateXxxxx* parameters. Chapter 4 of the Migrator for Notes to Exchange *Scenarios Guide* explains how this parameter relates to others used to customize the SSDM.

[General] ArchiveDest=<ValidKeyword>

Type: keyword (valid values are *PST* or *server*) Default: PST

Specifies the destination for migrated archives. For example: *ArchiveDest=server*

[General] ArchiveErrors=<value>
[General] ArchiveWarnings=<value>

These are both internal scratch parameters (see [Transient “scratch” parameters](#)).

[General] AskFilter=<#>

Type: boolean Default: 0

Enables/disables date filtering, to limit the items migrated by date: no earlier than, no later than, or both. By default this feature is disabled — that is, the date-filtering options will not be presented to the user. Note: To use date filters with the SSDM, you may need to register the *mscal.ocx* file.

[General] AttachmentFilteredbySizeMsg=<PathAndFilename>

Type: string Default: [none] New in ver 3.2.0

Specifies the path and filename of the text file (*.txt) that contains a customized message that the program should insert in place of any attachment that the program removes due to a size limitation. The program lets you specify a size limit for attachments in migrating messages, so the program removes any attachment that exceeds the limit and replaces it with an explanatory note in the message body. The program inserts a default explanatory note unless *UseFilteredAttachmentMsg=1* (see below), in which case the program inserts the customized message in the text file specified here. If *UseFilteredAttachmentMsg=0*, the program ignores this *AttachmentFilteredbySizeMsg* parameter. For example:

AttachmentFilteredbySizeMsg=c:\temp\custom_msg.txt

... tells the program to insert the text contents of *c:\temp\custom_msg.txt* in place of the removed attachment whenever an attachment exceeds the size limit. This feature is also an option in the Data Migration Wizard (same parameter name in the same [General] section, but in the Global Defaults and Task Parameters).

[General] AttachmentLostDueToEncryptionMsg=<PathAndFilename>

Type: string	Default: [none]	New in ver 3.2.0
--------------	-----------------	------------------

Specifies the path and filename of the text file (*.txt) that contains a customized message that the program should insert in place of an attachment to a migrated encrypted message. When an encrypted message is migrated, the attachment is removed and replaced by an explanatory note. The program will insert a default explanatory note unless *UseFilteredAttachmentMsg=1* (see below), in which case the program will insert the customized message drawn from the text file specified here. If *UseFilteredAttachmentMsg=0*, the program will ignore this *AttachmentLostDueToEncryptionMsg* parameter. For example:

```
AttachmentLostDueToEncryptionMsg=c:\temp\custom_msg.txt
```

... tells the program to insert the contents of *c:\temp\custom_msg.txt* in place of the removed attachment in each migrated encrypted message. This feature is also an option in the Data Migration Wizard (same parameter name in the same section, but in the Global Defaults and Task Parameters).

[General] BodyLostDueToEncryptionMsg=<PathAndFilename>

Type: string	Default: [none]	New in ver 3.2.0
--------------	-----------------	------------------

Specifies the path and filename of the text file (*.txt) that contains a customized message that the program should insert in place of the encrypted body of a migrated encrypted message. When an encrypted message is migrated, the encrypted message text is removed from the message body, but is replaced by an explanatory note. The program will insert a default message unless *UseFilteredBodyMsg=1* (see below), in which case the program will insert the customized message drawn from the text file specified here. If *UseFilteredBodyMsg=0*, the program will ignore this *BodyLostDueToEncryptionMsg* parameter. For example:

```
BodyLostDueToEncryptionMsg=c:\temp\custom_message.txt
```

... tells the program to insert the contents of *c:\temp\custom_message.txt* in place of the removed message body in each migrated encrypted message. This feature is also an option in the Data Migration Wizard (same parameter name in the same section, but in the Global Defaults and Task Parameters).

[General] CompressLogFile=<#>

Type: boolean	Default: 0	New in ver 3.2
---------------	------------	----------------

Tells the program whether to compress its log file. A compressed log file saves disk space, and is viewable by Quest's Log Viewer utility, but is not a generic text file that can be viewed in Notepad or Word. This is a binary parameter; the only valid values are 0 (off) or 1 (on). For example: *CompressLogFile=1* tells the program to compress the file.

[General] ContactDisplayNameFormat=<#>

Type:	Default:	Occurs in:	New in
keyword (single digit 0, 1, 2, or 3)	1	Data Migr	4.14.1

Determines how contacts are displayed in Outlook. The options for this setting are:

- 0 – Use Legacy Naming – Contacts are named using the first value from the Notes Full Name field which does not start with “CN=”. This is how contacts were named in all versions of Migrator for Notes to Exchange prior to version 4.14.1.179.
- 1 (Default) – Use the Notes contact’s display name – Create the display name using the format specified by the contact’s **View display name format** setting in Notes.
- 2 – Create the display name as **FirstName LastName**. The middle name and name suffix are included, if present.
- 3 – Create the display name as **LastName, FirstName**. The middle name is included, if present.

[General] ContactsName=<MigratedFolderName>

Type: string	Default: Notes
--------------	----------------

Determines how the user's Contacts folder will be named. For example: *ContactsName=MyContacts* tells the program to name the Contacts folder "MyContacts."

[General] CurArchiveDir=<Path>

Type: string	Default: [none]
--------------	-----------------

Identifies the root of the source subtree the program will scan to find archive .nsf files for migration. For example: *CurArchiveDir=c:\Votus\notes\data\archive* tells the program to look for archive .nsf files in *c:\Votus\notes\data\archive*, and in all subfolders thereunder. Environment variables may be included in the path.

[General] CurMailFileDir=<Path>

Type: string	Default: [none]
--------------	-----------------

Identifies the root of the source subtree the program will scan to find mail .nsf files for migration. For example: *CurArchiveDir=c:\Votus\notes\data\mail* tells the program to look for mail .nsf files in *c:\Votus\notes\data\mail*, and in all subfolders thereunder.

[General] DisplayLanguage=<LanguageCode>

Type: string	Default: [none]
--------------	-----------------

By default, the SSDM interface and help are displayed in the language specified in the operating system settings (language and locale). You can use the `DisplayLanguage` parameter to specify a language.

The `<LanguageCode>` specified must be either the two letter code defined by ISO 639-1 or the three letter code defined by ISO 639-2. For example, the two letter code for French is **fr** and the three letter code is **fra**.

If an unsupported language is specified:

- The SSDM checks the operating system settings and displays in that language, if supported.
- If the operating system language is not supported, the SSDM displays in English.

Currently, SSDM supports English and French.

[General] EncryptedPstFileName=<filename.pst>

Type: string	Default: [null]	New in ver 4.12.1
--------------	-----------------	-------------------

Tells the SSDM to migrate encrypted Notes messages to a separate PST file in Outlook, no matter how many *source.nsf* files are selected for the migration, and specifies the full filename and extension for the target PST file. In any subsequent SSDM runs, the program will preserve the earlier PST files and automatically append a digit to the designated filename to differentiate it from previously migrated PSTs (*filename.pst*, *filename_1.pst*, *filename_2.pst*, etc.).

The default is [null], which effectively disables the feature so that encrypted messages are sent to the same PST files as all other (unencrypted) migrated items.

Note that this feature is enabled only when all migrated items are directed to PSTs by:

```
[General]
ServerMailDest=PST
ArchiveDest=PST
PABDest=PST
```

If any of those item types is directed to a non-PST destination, the *EncryptedPstFileName* parameter is ignored.

[General] EndUserStatsDir=<UNCPathSpecification>

Type: string	Default: [GUI entry]
--------------	----------------------

This value corresponds to a GUI element in the Notes Migration Manager: the **End-User statistics directory** text box in the *Gather End-User Statistics* screen. The program writes this value to *notesdtapp.ini* from the GUI entry in NMM; Quest recommends you do not manually enter or change this value except at the direction of Quest Support.

[General] FileAsFormat=<ValidKeyword>

Type:	Default:	Occurs in:
keyword	Same	Data Migr

This value corresponds to a GUI element in the Data Migration Wizard: the Set contact 'File as' to drop-down listbox in the *Specify Data for Migration* screen. The Wizard writes this value to the Task Parameters from an admin's GUI entry; Quest recommends you do not manually enter or change this value except at the direction of Quest Support.

The FileAsFormat parameter determines the format of the contact's **File As** attribute in Exchange. The **File As** attribute is used by Outlook to alphabetize your contacts. The options for this setting are:

- **Same:** Use the Display Name attribute of the address book entry. By default Migrator for Notes to Exchange migrates contacts using display names that match the display name of the contact in Notes, however the contact's display format can be modified using the [General] *ContactDisplayNameFormat* parameter.
- **FirstLast:** Create the **File As** using the first name and last name attributes separated by a space. The middle name and name suffix are included, if present.
- **LastFirst:** Create the **File As** using the last name and first name attributes separated by a comma. The middle name is included, if present.

[General] ForceAddrBook<#>=<PathAndFilename>

Type: string	Default: [none]
--------------	-----------------

Identifies the source (Notes) location and filename of an address book to be migrated. The program ordinarily prompts the user for this information during a program run, but the information must be specified in advance by this parameter if the program will run in silent mode.

You may define one or more address books to be migrated. The digit(s) appended to a *ForceAddrBook<#>* key name differentiate one parameter from another. Multiple *ForceAddrBook<#>* parameters need not appear in numerical order, but must begin with 0 and must fill a numeric sequence. For example:

```
ForceAddrBook0=c:\lotus\notes\data\names0.nsf
ForceAddrBook1=c:\lotus\notes\data\names1.nsf
ForceAddrBook2=c:\lotus\notes\data\names2.nsf
ForceAddrBook3=c:\lotus\notes\data\names3.nsf
```

The number of *ForceAddrBook<#>* parameters must be specified by *ForceAddrBooks* parameter, also in this [General] section and described separately below.

[General] ForceAddrBooks=<##>

Type: integer	Default: 0
---------------	------------

Defines the number of *ForceAddrBook<#>* parameters (see above) that the program will process. For example:

```
ForceAddrBooks=3
ForceAddrBook0=c:\lotus\notes\data\names0.nsf
ForceAddrBook1=c:\lotus\notes\data\names1.nsf
ForceAddrBook2=c:\lotus\notes\data\names2.nsf
```

[General] HTMLdoclinks=<#>

Type: keyword (see below)	Default: 0 (changed from 1 to 0 in ver 4.4.2)	New in ver 3.2
---------------------------	---	----------------

Tells the SSDM to migrate Notes DocLinks to Exchange in a particular link format. For example:

```
HTMLdoclinks=1
```

... tells the SSDM to migrate DocLinks to Exchange as HTML-style links. Valid parameter values are:

- 0: Migrate DocLinks as Notes-style DocLinks (NDL files), which Exchange can open only if a Notes client is installed on the client workstation.
- 1: Migrate DocLinks to Exchange as HTML-style links, which can be opened in a web browser if the user is able to use iNotes.
- 2: Migrate DocLinks in the Notes Migrator for SharePoint format. In this case you must also use the *SharePointServerName* parameter (also in this [General] section) to specify the name of the server where the linked documents reside. (This SharePoint format option added in ver 4.1.2.)

3 (default): Migrate DocLinks to Exchange as Notes links (which will require a Notes client running on end users' desktops to facilitate the rendering of the Notes documents).

For an offline migration, this parameter must be set to *HTMLdoclinks=0*.

[General] IncludeServerMailFile=<#>

Type: boolean	Default: 1
---------------	------------

Determines whether the program will attempt to connect to the Notes server to display the server mail file within the list of available mail files. For example:

```
IncludeServerMailFile=0
```

... tells the program to not connect to the Notes server, but to offer only local mail file replicas. By default (*IncludeServerMailFile=1*), the program will attempt to connect to the Notes server and will display a list of any local mail file replicas and the server mail file that it finds.

[General] KeyError=<value>

Internal scratch parameter (see [Transient "scratch" parameters](#)).

[General] LanguageCode=<SECTIONNAME>

Type:	Default:	Occurs in:	New in:
string	<i>[null]</i>	Data Migr	4.12.0

Specifies which set of folder names the Data Migration Wizard should use when assigning folder names to Outlook PST and personal archive folders. The wizard's Task Parameters may contain several sets of PST and personal archive folder names for different locales, differentiated by different [SECTIONNAME]s for the different locales. This parameter simply specifies the name of the locale section that contains the locale-specific PST and personal archive folder names you want the wizard to use for this purpose:

```
[General]  
LanguageCode=<SECTIONNAME>
```

The default is *null*, in which case the wizard uses the section associated with the system locale (of the computer running the wizard). But if (for example) *LanguageCode=DE*, the wizard will use the PST and personal archive folder names defined in the [DE] section of the Task Parameters. Note that there must exist a language section in the Global Defaults to support the SECTIONNAME you specify.

[General] LogDir=<Path>

Type: string	Default: %temp%	New in ver 3.2
--------------	-----------------	----------------

Tells the program where to write its log file. The parameter can specify either a UNC shared directory or a local drive. For example:

```
LogDir=\\server\share\
```

... tells the program to write its log file to the `\\server\share\` folder. By default, if the parameter is unspecified in the INI file, the program will write its log file as `notesdtapp.wlog` to whatever path is associated with the `%temp%` environment variable. If some other path is specified by this parameter, the filename will be: `COMPUTERNAME-yyyymmdd-hhmmss.wlog`

[General] LogLevel=<#>

Type: keyword (single digit 0, 1, 2 or 3)	Default: 2
---	------------

Specifies how much detail the program will include in its run logs. The default value 2 is suitable for most routine production runs. If you need to diagnose a problem, set the value to 3 (verbose): `LogLevel=3`

[General] MaxFolderCache=<#####>

Type: integer	Default: 450
---------------	--------------

Specifies the number of folders to cache before flushing the cache. Exchange limits the number of objects that can be open at one time. The limit for folders is 500, so if a user has more than 500 folders, the default setting of `MaxFolderCache=450` tells the SSDM to flush the cache at 450, so that all folders will migrate.

Valid values are $0 \leq x \leq \text{max}$, where the maximum value is one less than the max folder count that is configured on your Exchange server in the registry settings defined by these Microsoft KnowledgeBase articles:

<http://support.microsoft.com/kb/830836>

<http://support.microsoft.com/kb/830829>

If this cache flush feature is turned off (by `MaxFolderCache=0`, so that the cache is unlimited), and a user has more than 500 folders, the folders will not be created, and the SSDM will note an error in the log.

[General] MaxLargePstSize=<#####>

Type: integer	Default: 20480
---------------	----------------

Specifies the maximum size (in MBs) of large PSTs (Outlook 2003 or later Unicode PST files), beyond which the SSDM will split the file into two or more files. This parameter is ignored for users running Outlook 2002 or earlier. Valid values are $0 \leq x \leq 51200$ for Outlook 2010, or $0 \leq x \leq 20480$ for earlier Outlook versions. (Pre-2010 versions of Outlook cannot open a file larger than 20 MB.) For example: `MaxLargePstSize=40960`

[General] MaxPstSize=<#####>

Type: integer	Default: 2048
---------------	---------------

Specifies the maximum size (in MBs) of PSTs (for Outlook 2002 and earlier PST files), beyond which the SSDM will split the file into two or more files. Valid values are $0 \leq x \leq 2048$.

[General] MergeAddressBookFolder=<FolderName>

Type: string	Default: Contacts
--------------	-------------------

The name of the single folder to which the SSDM will merge all migrated address books, if you want to migrate them to a folder other than the default Contacts folder. For example: `MergeAddressBookFolder=AllContacts`. This parameter is ignored if `MergeAddressBooks=0`.

[General] PostLogs=<#>

Type: boolean	Default: 1
---------------	------------

This value is derived from a GUI element in the Notes Migration Manager: the **Post user logs to the central directory** checkbox in the *Shared Directories Configuration* screen. The NMM program writes the value to this *PostLogs* parameter, in addition to a corresponding *PostLogs* parameter in its own NMM Task Parameters. Quest recommends you do not manually enter or change this value except at the direction of Quest Support.

The parameter value here determines whether the SSDM will copy its log files from the users' local temp directories to the centralized directory specified in the NMM. The option is on by default (*PostLogs=1*). The alternative, *PostLogs=0*, tells the Desktop Migrator to write its log files only to individual users' local temp directories, and not copy them to the centralized directory.

[General] RecentContactsFolder

Type:	Default:	Occurs in:	New in:
string	Recent Contacts	Data Migr	4.7

Specifies the name of the folder to which the PAB's Recent Contacts list will be migrated. This parameter is ignored if *MigrateRecentContacts=0*.

[General] ReportErrors=<#>

Type: boolean	Default: 1	New in ver 4.1.5
---------------	------------	------------------

Determines whether the SSDM *Finished* screen will display the app's statistics, and the **View Errors** button. For example: *ReportErrors=0* tells the SSDM to not report its counts of errors, warnings, filters and skips on the *Finished* screen, and to not offer the **View Errors** button.

[General] reportMofN=<#>

Type: boolean	Default: 1	New in ver 4.0.0
---------------	------------	------------------

Determines whether the SSDM will display the total number of items to be processed in the item count on its *Progress* screen. For example: *reportMofN=0* tells the program to display "Processed M item(s)" instead of the default (1) "Processed M of N item(s)."

[General] reportPct=<#>

Type: boolean	Default: 1	New in ver 4.0.0
---------------	------------	------------------

Determines whether the SSDM will display item-count estimates in the title and progress bar on its *Progress* screen. For example: *reportPct=0* tells the program to not update the title, and to suppress the percent value in the progress bar.

[General] SelectedAddrBook<#>=<PathAndFilename>

Type: string	Default: [GUI entry]
--------------	----------------------

These parameters correspond to a GUI element in the SSDM: the **Select address books...** checkbox(es) in the *Select Notes Address Books to Migrate* screen. Each *SelectedAddrBook<#>* parameter specifies the path and filename of an address book to be migrated. The program writes these values to the *notesdtapp.ini* file from an admin's GUI selection(s); Quest recommends you do not enter or change these parameter values except at the explicit direction of Quest Support staff.

The digit(s) appended to a *SelectedAddrBook<#>* key name differentiate one parameter from another. Multiple *SelectedAddrBook<#>* parameters need not appear in numerical order, and need not form an uninterrupted numeric sequence. But the program will read only *SelectedAddrBook<#>* parameters whose differentiating digits

are less than a value specified by a *TotalSelAddrBooks* parameter in the same [General] section. See the *TotalSelAddrBooks* parameter below for more information. For example:

```
[General]
TotalSelAddrBooks=4
SelectedAddrBook0=c:\program files\lotus\notes\data\names0.nsf
SelectedAddrBook1=c:\program files\lotus\notes\data\names1.nsf
SelectedAddrBook2=c:\program files\lotus\notes\data\names2.nsf
SelectedAddrBook3=c:\program files\lotus\notes\data\names3.nsf
```

[General] SelectedArchive<#>=<PathAndFilename>

Type: string	Default: [GUI entry]
--------------	----------------------

Each *SelectedArchive<#>* parameter specifies the path and filename of an archive to be migrated. These parameters are ignored if the SSDM displays its *Select Notes Archive Files to Migrate* screen, in which case the user's GUI entries determine the program behavior. (That screen will not appear if *SelectArchive=silent*. If *SelectArchive=skip*, the SSDM will display the screen only if no *SelectedArchive<#>* parameter is specified in the Task Parameters.)

The digit(s) appended to a *SelectedArchive<#>* key name differentiate one parameter from another. Multiple *SelectedArchive<#>* parameters need not appear in numerical order, and need not form an uninterrupted numeric sequence. But the program will read only *SelectedArchive<#>* parameters whose differentiating digits are less than a value specified by a *TotalSelArchives* parameter in the first line of the same section. See the *TotalSelArchives* parameter below for more information. For example:

```
[General]
TotalSelArchives=3
SelectedArchive0=\\server\folder\arch0.nsf
SelectedArchive1=\\server\folder\arch1.nsf
SelectedArchive2=\\server\folder\arch2.nsf
```

[General] SelectedMailFile=<filename.nsf>

Type: string	Default: [GUI entry]
--------------	----------------------

This value corresponds to a GUI element in the SSDM: the **Select mail file...** checkbox(es) in the *Select Notes Local Mail File Replica to Migrate* screen. The program writes this value to the *notesdtapp.ini* file from an admin's GUI entry; Quest recommends you do not manually enter or change this value except at the direction of Quest Support.

The parameter value consists of a filename designated in the GUI by its marked checkbox. For example:
SelectedMailFile=filename.nsf

If more than one checkbox is marked in the screen, only the last filename marked in the list will appear as the value of this parameter. The file resides in the path designated in the **Specify directory...** text box on the same screen.

[General] SelectedProfile=<ProfileName>

Type: string	Default: [none]
--------------	-----------------

Specifies the Outlook profile to which the program will migrate data. For example: *SelectedProfile=Joel Brennen*

The program will need this *SelectedProfile* parameter only if more than one eligible profile will be found on any user's workstation. Chapter 4 of the Migrator for Notes to Exchange *Scenarios Guide* explains how this parameter relates to others used to customize the SSDM.

[General] SelectedPstDir=<path>

Type: string Default: [*Outlook default directory*]

Specifies the destination folder (path) for the user's migrated archive. The <path> is specified as a full UNC or mapped-drive path (without filename) relative to the user's computer. For example:

SelectedPstDir=c:\Program Files\Outlook\Archive

Environment variables may be included in the path.

The default is the Outlook Default Directory, which the program can determine from its operating environment. This parameter is therefore necessary only if you want users' migrated archives to go somewhere other than the Default Directory. Chapter 4 of the Migrator for Notes to Exchange *Scenarios Guide* explains how this parameter relates to others used to customize the SSDM.

[General] SendStatus=<#>

Type: boolean Default: 1 Revised in ver 4.0

This value is derived from a GUI element in the Notes Migration Manager: the **Post user logs to the central directory** checkbox in the *Shared Directories Configuration* screen. The NMM program writes the value to this *SendStatus* parameter, in addition to the *PostLogs* parameter in its own NMM Task Parameters, and another *PostLogs* parameter in this same [General] section of *notesdtapp.ini*. Quest recommends you do not manually enter or change this value except at the direction of Quest Support.

The parameter value tells the Desktop Migrator whether to write a statistics file (a separate stats file per program run) in the centralized directory specified for log files in the NMM. The option is on by default (*SendStatus=1*), but *SendStatus=0* tells the program to not write any stats files.

[General] ServerMailDest=<ValidKeyword>

Type: keyword (valid values are *PST* or *server*) Default: *server*

Sets the destination for migrated server mail. For example: *ServerMailDest=PST*

[General] ServerMailErrors=<value>

[General] ServerMailWarnings=<value>

Internal scratch parameter (see [Transient "scratch" parameters](#)).

[General] SharePointServerName=<ServerName>

Type: string Default: [none]

Specifies the name of the SharePoint server where the Proposion-linked documents reside, if *HTMLdoclinks=2* (in this same [General] section). For example: *SharePointServerName=Banff*

[General] ShowSSDMErrLogButton=<#>

Type: boolean Default: 1 New in ver 4.12.1

Determines whether the SSDM will show or hide the **Error Log Report** button on the last SSDM end-user screen. The button is enabled (1) by default. Disabling the button may be useful in some environments where accessing a large log file might cause a user desktop to hang.

[General] SkipOutOfRangeExceptions=<#>

Type: boolean

Default: 0

New in ver 4.1.5

Determines whether the SSDM will (0) or will not (1) migrate an exception to a recurring appointment or task when the original or rescheduled start time falls outside the range of a defined date filter (if any). This parameter does not control whether such an instance would be migrated at all, but only whether the instance would be migrated as originally scheduled, or as it was changed. If, for example:

```
SkipOutOfRangeExceptions=1
```

... and one instance of a recurring series was originally scheduled for October 1 but had been changed to October 2, and if that instance occurs outside a defined date filter range, then the SSDM will skip the exception—i.e., will migrate the instance at its original October 1 time rather than as changed, to October 2. If

SkipOutOfRangeExceptions=0 (default), then the SSDM would migrate the instance as changed, for October 2.

[General] SMTPTranslationTable=<PathAndFilename>

Type: string

Default: [none]

Specifies the path and filename of the SMTP Translation Table: a data file generated by the Directory Export Wizard and used by other Quest applications and Wizards to convert addresses in messages, address books, and contacts to the appropriate Internet (SMTP) address for each user. The Directory Export Wizard writes this value to the Task Parameters automatically; Quest recommends you do not enter or change this value except at the explicit direction of Quest Support.

[General] TotalErrors=<###>

Internal scratch parameter (see [Transient “scratch” parameters](#)).

[General] TotalSelAddrBooks=<##>

Type: integer

Default: [none]

A limit to the number of *SelectedAddrBook<#>* parameters (see above) that the SSDM will process in this section. The program will read only *SelectedAddrBook<#>* parameters whose differentiating digits are less than the parameter value specified here. For example, if:

```
[General]
TotalSelAddrBooks=4
SelectedAddrBook0=c:\program files\lotus\notes\data\names0.nsf
SelectedAddrBook1=c:\program files\lotus\notes\data\names1.nsf
SelectedAddrBook2=c:\program files\lotus\notes\data\names2.nsf
SelectedAddrBook3=c:\program files\lotus\notes\data\names3.nsf
SelectedAddrBook4=c:\program files\lotus\notes\data\names4.nsf
SelectedAddrBook5=c:\program files\lotus\notes\data\names5.nsf
```

... then the program will migrate all the address books except *SelectedAddrBook4* and *SelectedAddrBook5*, since *TotalSelAddrBooks=4*, and neither 4 nor 5 is less than 4. If unspecified, the *TotalSelAddrBooks* parameter defaults to 0. If specified, the parameter must occur as the first line of the section, as shown above.

[General] TotalSelArchives=<#>

Type: integer

Default: 0

A limit to the number of *SelectedArchive<#>* parameters (see above) that the program will process in this section. The program will read only *SelectedArchive<#>* parameters whose differentiating digits are less than the *TotalSelArchives* value specified here. For example, if:

```
[General]
TotalSelArchives=3
SelectedArchive0=\\server\folder\arch0.nsf
SelectedArchive1=\\server\folder\arch1.nsf
SelectedArchive2=\\server\folder\arch2.nsf
SelectedArchive3=\\server\folder\arch3.nsf
SelectedArchive4=\\server\folder\arch4.nsf
```

... then the program will read all of the parameters except *SelectedArchive3* and *SelectedArchive4*, since *TotalSelArchives=3*, and neither 3 nor 4 is less than 3.

If unspecified, the *TotalSelArchives* parameter defaults to 0. If specified, the parameter must occur as the first line of the section, as shown above.

[General] TotalSelMailFiles=<#>

Type: integer	Default: 1
---------------	------------

The number of mail files to be migrated. This value is derived from an admin's selection(s) for the **Select mail file...** checkbox(es) in the *Select Notes Local Mail File Replica to Migrate* screen. Since the program does not permit the migration of more than one mail file per program run, this parameter is always set to:

```
TotalSelMailFiles=1
```

[General] TotalWarnings=<###>

Internal scratch parameter (see [Transient "scratch" parameters](#)).

[General] UseFilteredAttachmentMsg=<#>

Type: boolean	Default: 0	New in ver 3.2.0
---------------	------------	------------------

Determines whether the program will insert a default message (0) or a customized message (1) to replace an attachment that the program removes from a migrating message because it is encrypted or because the attachment exceeds a size limit. The program removes such an attachment from a message, and replaces it with an explanatory note. The explanatory note can be either a default explanation, or some customized message from a text file specified by a separate parameter (either *AttachmentLostDueToEncryptionMsg* or *AttachmentFilteredbySizeMsg*, as described above).

For example: *UseFilteredAttachmentMsg=1* tells the program to insert the customized message. This feature is also an option in the Data Migration Wizard (same parameter name in same section, but in the Global Defaults and Task Parameters).

[General] UseFilteredBodyMsg=<#>

Type: boolean	Default: 0	New in ver 3.2.0
---------------	------------	------------------

Determines whether the program will insert a default message or a customized message to replace the encrypted body of a migrated encrypted message. The program removes the message body from every encrypted message it migrates, and replaces it with an explanatory note. The explanatory note can be either the default ("An encrypted bodypart was discarded"), or some customized message from a text file specified by the separate *BodyLostDueToEncryptionMsg* parameter (see above).

For example: *UseFilteredBodyMsg=1* tells the program to insert the customized message. This feature is also an option in the Data Migration Wizard (same parameter name in same section, but in Global Defaults and Task Parameters).

[General] UseLargePsts=<#>

Type: boolean	Default: 1
---------------	------------

UseLargePsts=0

... forces the program to not use large PSTs, whereas by default (1) the program will use large PSTs if possible.
Note: A setting of 1 will not force Unicode PSTs if Outlook 2003 or later is not installed. The program cannot create PSTs without the proper MAPI components (from Outlook 2003 or later) in place.

[General] UserCancelled=<value>

Internal scratch parameter (see [Transient “scratch” parameters](#)).

[General] UseSeparatePSTS=<#>

Type: boolean	Default: 1
---------------	------------

Determines whether the SSDM will migrate all data into a single pst file per user (0), or to multiple psts (1, the default).

[IncludeFoldersAndViews] section

[IncludeFoldersAndViews]

Include<#>=<FolderName>

Include<#>=<ViewName>

Type:	Default:	Occurs in:	New in:
string	none	Data Migr	4.15

Each line specifies a folder or view, by name, to be included with the migration. For example:

```
[IncludeFoldersAndViews]
```

```
Include0=My Folder
```

```
Include1=My View
```

i | **NOTE:** If a folder is named in both the [Filters] section and the [IncludeFoldersAndViews] section, the [Filters] sections takes precedence, and the folder or view will not be migrated.

[Notes] section

[Notes] ApplyFilterToOrphanedMessages = <#>

Type:	Default:	Occurs in:	New in:
boolean	1	Data Migr	4.13.1

Determines if the migration of orphaned messages will use the Date/Time filters defined in the Migrate Data Wizard, in addition to the *MailAndCalQueryFilter* parameter. Note that this parameter is ignored if the *MigrateOrphanedDocs* parameter is turned off (set to 0).

When this parameter is turned on (set to 1), orphaned messages are treated the same as regular messages in how the various filters are applied.

[Notes] AppointmentForms=<Alternate Name>

Type: string	Default: [none]	New in ver 3.1.0
--------------	-----------------	------------------

Permits the designation of alternate names for forms to migrate. For example:

```
AppointmentForms=appointment
```

You may enter a value ending with an asterisk (*) for simple wildcard matching. You may also specify one or more form names; the first listed name is the default. To define more than one, use a pipe character (|) to separate each pair: *AppointmentForms=appointment|another name|...*

[Notes] ArchiveDesignClass=<DesignClassName>

Type: string	Default: [none]	Expanded in ver 3.2
--------------	-----------------	---------------------

```
ArchiveDesignClass=class2
```

... tells the program to recognize "class2" as an additional design class (in addition to the default design class) for Archive NSF files. If the program finds an NSF file that does not match any of the program's default design classes for Archive or Mail files, the program will look at this parameter (and the comparable *MailDesignClass* parameter) to find an alternate design class, and thereby determine the file type. To designate more than one additional design class for Archive files, use the pipe character (|) to separate between each pair of class names, like this:

```
ArchiveDesignClass=class2|class3|class4
```

In this *notesdtapp.ini* file (but not for the Data Migration Wizard), the parameter may also be set to:

```
ArchiveDesignClass=all
```

... to force all NSFs in the specified directory to be displayed in the list, regardless of design class or item count. The "all" option was added in ver 3.2.

[Notes] CountIntentionallySkippedItems=<#>

Type: boolean	Default: 1	New in ver 4.12.1
---------------	------------	-------------------

Determines whether the SSDM's logging and statistics for unmigrated items will include or exclude items that do not appear in the *FailedMessageList* skipped-items folder because they were intentionally skipped. (The *FailedMessageList* feature is described in separate entries for the *WriteFailedMessageList...* parameters, also in this [Notes] section.)

For example, the program will intentionally skip PAB Replicator messages or calendar items if these items have not been selected for migration, but they will not appear in the *FailedMessageList* skipped-items folder since they were deliberately excluded from the migration. This *CountIntentionallySkippedItems* parameter lets you choose whether MNE should still count these items in its skipped-items statistics, and report them in its logs.

By default (1), the log and statistics will include items that have been skipped but do not appear in the skipped-items folder. To disable logging and counting such items, set *CountIntentionallySkippedItems=0*. Note also:

- Any setting for this *CountIntentionallySkippedItems* parameter is ignored if the *FailedMessageList* feature is disabled.
- A setting of *CountIntentionallySkippedItems=0* will override *[General] LogSkippedAppointment-Responses=1* (so the program will not log or count skipped appointment responses).

[Notes] DateFilterUsingFormula=<#>

Type: boolean Default: 1

Controls whether the SSDM will use a newer processing method to improve performance when migrating with a date filter, or use the older original method. The program default (1) is to use the newer method, but:

DateFilterUsingFormula=0

... tells the program to use the original method instead.

[Notes] DocLinksDefaultServer=<ServerName>

Type: string Default: [null]

Specifies the name of a Domino server that the SSDM will use to compose HTTP- or Notes-style DocLink URLs if it cannot find the server by its own lookup method (as specified by the *DocLinksFastLookupOnly* parameter, described below). The parameter value is a string specifying the name of the server. The specified server name must be the TCP/IP server name (e.g., *bighat.itsfunny.com*), and not a Domino server name (*bighat/itsfunny*).

If the designated lookup method fails to find the server, SSDM will use the server name specified by *DocLinksDefaultServer* or, if no *DocLinksDefaultServer* is specified (default is null), will migrate the item without the DocLink.

[Notes] DocLinksFastLookupOnly=<#>

Type: boolean Default: 1

Determines the method the SSDM will use to look up the server for an HTTP- or Notes-style DocLink. By default (1), the SSDM will use only a new, faster method introduced in Migrator for Notes to Exchange version 4.5.0. Or you can revert to the earlier method by setting *DocLinksFastLookupOnly=0*. (Quest has not observed any case where the older method was more reliable than the faster new method.)

If neither method finds the server, the SSDM will use the server name specified by the *DocLinksDefaultServer* parameter (see above) or, if no *DocLinksDefaultServer* is specified, will migrate the item without the DocLink.

[Notes] DocLinksHttpPort=<#>

Type: integer Default: 80

Specifies which port to insert into a DocLink URL upon migration of a DocLink. If unspecified, the SSDM will use port 80.

[Notes] ElevateCalendarAuthorACLtoEditor=<#>

Type:	Default:	Occurs in:	New in:
boolean	0	Data Migr	4.7

Determines (in conjunction with the parameter *[Notes] MapDefaultAclToReviewer*) how the wizard maps some Notes access levels to Exchange, for calendar and to-do items. Specifically, the *No Access* and the *Depositor* access levels are mapped as shown in the following table, for selected *Read Public* and *Write Public* Notes permissions.

Yes	No	MapDefaultAclToReviewer=0 ElevateCalendarAuthorACLtoEditor=0	No Access
		MapDefaultAclToReviewer=0 ElevateCalendarAuthorACLtoEditor=1	Reviewer
		MapDefaultAclToReviewer=1 ElevateCalendarAuthorACLtoEditor=0 or 1	Reviewer
	Yes	MapDefaultAclToReviewer=0 ElevateCalendarAuthorACLtoEditor=0	No Access
		MapDefaultAclToReviewer=0 or 1 ElevateCalendarAuthorACLtoEditor=1	Editor
		MapDefaultAclToReviewer=1 ElevateCalendarAuthorACLtoEditor=0	Author

[Notes] MailDesignClass=<DesignClassName>

Type: string	Default: [none]	Expanded in ver 3.2
--------------	-----------------	---------------------

MailDesignClass=class2

... tells the program to recognize "class2" as an additional design class (in addition to the default design class) for Mail NSF files. If the program finds an NSF file that does not match any of the program's default design classes for Archive or Mail files, the program will look at this parameter (and the comparable *ArchiveDesignClass* parameter) to find an alternate design class, and thereby determine the file type. To designate more than one additional design class for Mail files, use the pipe character (|) to separate between each pair of class names, like this:

MailDesignClass=class2|class3|class4

In this *notesdtapp.ini* file (but not for the Data Migration Wizard), the parameter may also be set to *MailDesignClass=all* to force all NSFs in the specified directory to be displayed in the list, regardless of design class or item count. The "all" option was added in ver 3.2.

[Notes] MapPrivateAsPublic=<#>

Type: boolean	Default: 0
---------------	------------

Determines whether the program will mark as "Public" a non-mail message whose Notes *\$PublicAccess* attribute is not set. For example:

MapPrivateAsPublic=1

... tells the program to mark a non-mail-type message as "Public" if its *\$PublicAccess* attribute is not set. By default (*MapPrivateAsPublic=0*), the program will leave such messages marked as "Private."

[Notes] MemoForms=<Alternate Name>

Type: string	Default: [none]	New in ver 3.1.0
--------------	-----------------	------------------

Permits the designation of alternate names for forms to migrate. For example: *MemoForms=memo*

You may enter a value ending with an asterisk (*) for simple wildcard matching. You may also specify one or more form names; the first listed name is the default. To define more than one, use a pipe character (|) to separate each pair:

MemoForms=memo|phone message|another name|...

[Notes] MigrateAppointmentResponses=<#>

Type: boolean	Default: 0	New in ver 4.1.5
---------------	------------	------------------

Determines whether the SSDM will migrate responses to appointment/meeting requests (Accepted, Declined, etc.). For example: *MigrateAppointmentResponses=1* tells the SSDM to migrate responses.

[Notes] MigrateConflictDocs=<#>

Type: boolean	Default: 0	New in ver 3.1.0
---------------	------------	------------------

Tells the program whether to migrate replication conflicts. By default (*MigrateConflictDocs=0*), conflict documents will not be migrated. But: *MigrateConflictDocs=1* tells the program to migrate conflict documents to the All Documents folder.

[Notes] MigrateEmptyFolders=<#>

Type: boolean	Default: 1
---------------	------------

MigrateEmptyFolders=0

... tells the program to not migrate empty folders. By default, the program will migrate all folders regardless of whether they contain any items.

[Notes] MigrateOrphanedDocs=<#>

Type: boolean	Default: 1
---------------	------------

Tells the program whether to migrate "orphaned" documents that appear only in the Notes *All Documents* folder. Such orphaned documents are migrated by default, to an *All Documents* folder in Exchange, but:

MigrateOrphanedDocs=0

... tells the program to not migrate those items.

[Notes] MigrateReservationsAlways=<#>

Type: boolean	Default: 1
---------------	------------

Determines whether the program will migrate calendar resources. For example, to tell the SSDM to not migrate resources: *MigrateReservationsAlways=0*

CAUTION: This parameter should be enabled only when migrating resource reservations. Other uses may cause calendar items to be incorrectly migrated to mailboxes instead of to Outlook calendars.

If not all objects in the collection are classified as resources, but *MigrateReservationsAlways=1*, the SSDM presents a popup warning explaining that the calendars of non-resource objects may not migrate correctly and suggesting that *MigrateReservationsAlways* be disabled (set to 0) unless the user is certain that all objects in the collection are resources. (The popup offers the option of ignoring a *MigrateReservationsAlways=1* setting.)

[Notes] MimeIgnoreBoundryWhitespace=<#>

Type: boolean	Default: 0	New in ver 4.1.9
---------------	------------	------------------

Determines whether the program will be configured to not ignore MIME data that is preceded by a boundary of whitespace and/or null characters. Example:

MimeIgnoreBoundryWhitespace=1

... tells the program to not ignore MIME data that is preceded by a boundary of whitespace and/or null characters. The feature is off (0) by default.

[Notes] NotesIniPath=<PathAndFilename>

Type: string	Default: [inferred from operating environment]
--------------	--

Specifies the location of the notes.ini file. This value is inferred from the operating environment and automatically written to the *notesdtapp.ini* file; Quest recommends you do not manually enter or change this value except at the direction of Quest Support.

[Notes] NoticeForms=<Alternate Name>

Type: string	Default: [none]	New in ver 3.1.0
--------------	-----------------	------------------

Permits the designation of alternate names for forms to migrate. For example: *NoticeForms=notice*

You may enter a value ending with an asterisk (*) for simple wildcard matching. You may also specify one or more form names; the first listed name is the default. To define more than one, use a pipe character (|) to separate each pair: *NoticeForms=notice|another name|...*

[Notes] OrphanedDocsFolder=<Folder Name>

Type: string	Default: [none]	New in ver 3.0.0
--------------	-----------------	------------------

Sets the name of the *All Documents* folder in Exchange, which receives orphaned documents from Notes' *All Documents* folder. The folder is named *All Documents* by default, but you can assign any other valid name. For example: *OrphanedDocsFolder=Orphans*

[Notes] PABDesignClass=<DesignClassName>/

Type: string	Default: [none]
--------------	-----------------

PABDesignClass=class2 tells the program to recognize "class2" as an additional design class (in addition to the default design class) for PAB NSF files. If the program finds an NSF file that does not match any of the program's default design classes for Archive, Mail or PAB files, the program will look at this parameter (and the comparable *ArchiveDesignClass* and *MailDesignClass* parameters) to find an alternate design class, and thereby determine the file type. To designate more than one additional design class for PAB files, use the pipe character (|) to separate between each pair of class names, like this: *PABDesignClass=class2|class3|class4*

[Notes] PabGroupForms=<form type>

Type: string	Default: [none]	New in ver 3.1.0
--------------	-----------------	------------------

Tells the program whether and how to migrate personal address book (PAB) form types that are not of the standard "Group" form type. For example, to migrate PAB Group form type "Business Card," you would enter:

PabGroupForms=Business Card

By default (if this parameter is omitted) the program will not migrate PAB form types that are not of the standard form type.

[Notes] PabPersonForms=<form type>

Type: string	Default: [none]	New in ver 3.1.0
--------------	-----------------	------------------

Tells the program whether and how to migrate personal address book (PAB) form types that are not of the standard "Person" form type. For example, to migrate PAB Person form type "Business Card," you would enter:

PabPersonForms=Business Card

By default (if this parameter is omitted) the program will not migrate PAB form types that are not of the standard form type.

[Notes] PABRequiredAttrs=<Attrib1>|<Attrib2>|<Attrib3>|...

Type: string

Default: [none]

New in ver 3.2.0

Defines a list of address-book attributes, from which at least one must be present within a PAB for the PAB to be migrated. The <Attrib#> variables stand for the names of address-book attributes in the Notes/Domino source. Each pair of attribute names must be separated by a pipe character (|). For example:

```
PABRequiredAttrs=ListName|LastName|CompanyName
```

... tells the program to migrate a PAB only if it contains at least one of the attributes *ListName* or *LastName* or *CompanyName*. This feature is also an option in the Data Migration Wizard (same parameter name in the same section, but in the Global Defaults and Task Parameters).

[Notes] Password=<AlphanumString>

Type: string

Default: [GUI entry]

This value corresponds to a GUI element in the SSDM: the **Password** text box in the *Specify Notes Login Information* screen. The program writes this value to the Task Parameters based on an admin's GUI entry. The parameter value here is obfuscated, as a security precaution, and Quest recommends you do not manually enter or change this value except at the direction of Quest Support.

[Notes] QuoteNonAsciiCharsInRTF=<#>

Type: boolean

Default: 1

New in ver 4.0.0

Determines whether the program will quote non-ASCII characters in Notes rich text to preserve them during conversion to Microsoft RTF by versions of *nrxrtf.dll* older than 5.0.11. Pre-5.0.11 versions of *nrxrtf.dll* convert non-ASCII characters to question marks, so this feature corrects that limitation to permit the migration of non-ASCII characters—for example, Chinese or Thai characters. This feature is on (1) by default, but can be disabled by: *QuoteNonAsciiCharsInRTF=0*. The parameter is ignored if the prevailing version of *nrxrtf.dll* is 5.0.11 or higher. See also the *UseAppNrxrtfDLL* parameter (also in this [Notes] section) for related information.

[Notes] ReservationForms=<Alternate Name>

Type: string

Default: [none]

New in ver 3.1.0

Permits the designation of alternate names for forms to migrate. For example:

```
ReservationForms=reservation
```

You may enter a value ending with an asterisk (*) for simple wildcard matching. You may also specify one or more form names; the first listed name is the default. To define more than one, use a pipe character (|) to separate each pair:

```
ReservationForms=reservation|another name|...
```

[Notes] Server=<ServerSpecification>

Type: string

Default: [GUI entry]

This value corresponds to a GUI element in the Notes Migration Manager: the **Server** text box in the *Notes Server Configuration* screen. The program writes this value to *notesdtapp.ini* from the GUI entry in NMM; Quest recommends you do not manually enter or change this value except at the direction of Quest Support.

[Notes] SkipCompletedTasks=<#>

Type: boolean

Default: 0

New in ver 4.5

Determines whether the SSDM will skip or migrate tasks that are complete in the Notes source. For example:

SkipCompletedTasks=1

... tells the SSDM to skip (not migrate) Notes tasks that are marked as complete. The feature is off (*SkipCompletedTasks=0*) by default.

[Notes] SkipInternetHeaders=<#>

Type:	Default:	Occurs in:	New in:
boolean	0	Data Migr	4.13.0.78

Determines if message internet headers are migrated. By default, message internet headers are not skipped. When internet headers are migrated, the Microsoft internet message header version string is added along with Received internet header information and the header is migrated.

If SkipInternetHeaders is set to On (1), then none of the message internet headers are migrated.

[Notes] SkipNotes=<MsgIDHexString>

Type: string	Default: [none]	New in ver 4.1
--------------	-----------------	----------------

Specifies one or more messages that the SSDM should skip when migrating data, typically used to bypass the rare message that contains some problematic element, such as corrupted data, that the program cannot process. When a program run is aborted by a "bad" message, the run log reports the message ID (an arbitrary hex string generated by the program) near the end of the log, for example: *notesID 0X00001FFA*. An admin can then simply exclude that message by this parameter setting:

SkipNotes=0X00001FFA

... so the program will ignore that message the next time it runs. In the event a single program run should encounter two or more problematic messages, you can use this parameter to specify multiple message IDs separated by commas.

[Notes] StandardAndUserFoldersOnly=<#>

Type:	Default:	Occurs in:	New in:
boolean	1	Data Migr	4.15

When this option is enabled, folders and views whose names are surrounded by brackets are flagged as system objects. System views and folders (with the exception of a specific set of standard system views and folders) will not be migrated. With this option enabled, a typical migration will include the following views and folders:

- (\$Inbox)
- (\$Sent)
- (\$Drafts)
- (\$Trash)
- (\$JunkMail)
- (Stationery)
- All user views and folders (identified as views and folders whose names are NOT surrounded by brackets)
- (\$All) (only when orphaned messages are migrated as per the [Notes] MigrateOrphanedDocs setting)
- Any other views and folders listed in the [IncludeFoldersAndViews] section

Setting `StandardAndUserFoldersOnly` to 0 allows both system and user folders/views to be migrated. Note that this requires configuring the [Filters] section with the itemized list of folders and views that should not be included in the migration.

[Notes] StationeryFolder=<FolderName>

Type: string	Default: [none]
--------------	-----------------

Specifies the name of the Notes folder that contains Notes stationery. Example:

StationeryFolder=Letterhead

Usually the program can automatically determine the source location of Notes stationery, but in some cases the folder must be explicitly specified by this parameter.

[Notes] StationeryForms=<FullPathAndFilename>

Type: string	Default: [none]
--------------	-----------------

Specifies one or more custom-designed Notes stationery forms to migrate. The parameter value consists of a form filename, which may end with an asterisk (*) for simple wildcard matching. You may specify multiple filenames by using a pipe character (|) to separate each pair. For example:

StationeryForms=filename1 | filename2 | filename3

[Notes] TaskForms=<Alternate Name>

Type: string	Default: [none]	New in ver 3.1.0
--------------	-----------------	------------------

Permits the designation of alternate names for forms to migrate. For example: *TaskForms=task*. You may enter a value ending with an asterisk (*) for simple wildcard matching. You may also specify one or more form names; the first listed name is the default. To define more than one, use a pipe character (|) to separate each pair:

TaskForms=task|another name|...

[Notes] TaskNoticeForms=<Alternate Name>

Type: string	Default: [none]	New in ver 3.1.0
--------------	-----------------	------------------

Permits the designation of alternate names for forms to migrate. For example: *TaskNoticeForms=tasknotice*. You may enter a value ending with an asterisk (*) for simple wildcard matching. You may also specify one or more form names; the first listed name is the default. To define more than one, use a pipe character (|) to separate each pair:

TaskNoticeForms=task notice|another name|...

[Notes] UpdateRtfFonts=<#>

Type: boolean	Default: 1	New in ver 4.1.4
---------------	------------	------------------

Determines whether the SSDM will (1) or will not (0) automatically replace the Microsoft generic serif, sans-serif and Courier fonts in RTF message bodies with, respectively, Times New Roman, Arial and Courier New fonts. For example: *UpdateRtfFonts=0* tells the wizard to not make those replacements. The option is on (1) by default.

[Notes] UseAppNxrtfDLL=<#>

Type: boolean	Default: 1	New in ver 4.0.0
---------------	------------	------------------

Determines whether the program will try to use a more recent compatible version of *nxrtf.dll* (if available) to convert Notes rich text to MS RTF. Pre-5.0.11 versions of *nxrtf.dll* convert non-ASCII characters to question marks, so this feature permits the migration of non-ASCII characters—for example, Chinese or Thai characters—by telling the program to use a later version of *nxrtf.dll*. This feature is on (1) by default, but can be disabled by *UseAppNxrtfDLL=0*

The alternate (more recent) version of *nxrtf.dll* must reside in the same directory as the SSDM program file, and its major version must be the same as the major version of *nnotes.dll*. You may find a 5.0.11 version of *nxrtf.dll* in the Notes program directory (for example, *c:\votus\notes*) of a known 5.0.11 client installation.

If the program finds no newer version of *nrtf.dll* that meets the conditions noted above, it will use the *nrtf.dll* found in the PATH. If no 5.0.11 or later version of *nrtf.dll* is available, see *QuoteNonAsciiCharsInRTF* (also in this [Notes] section) for an alternate solution to the non-ASCII characters conversion problem.

[Notes] UseMAPFlags=<#>

Type: boolean Default: 0

UseMAPFlags=1 tells the program to check bit 0 of the *\$FolderRefFlags* Notes attribute to determine whether messages are read or unread. The bit is set to 0 if an item is unread, or set to 1 if the item has been read.

[Notes] UseLegacyMeetingParentHeuristic=<#>

Type:	Default:	Occurs in:	New In:
boolean	1	Data Migr	4.12

Specifies the method the Data Migration Wizard will use to process a complex recurring meeting series where the series parent is difficult to identify. For example:

```
UseLegacyMeetingParentHeuristic=0
```

... tells the wizard to apply an alternate method that is better suited to such complex series. By default (1) MNE uses the previous method, which is better suited to environments migrating no (or few) such series.

[Notes] UseMailFileOnly=<#>

Type: boolean Default: 0

Determines whether the **Specify directory where Notes mail files are located** GUI element will appear on the *Select Notes Local Mail File Replica to Migrate* screen. For example: *UseMailFileOnly=1* tells the program to display the **Specify directory...** text box, and its associated label and **Browse** button. By default (*UseMailFileOnly=0*), these GUI elements will not appear in the screen.

[Notes] UserFolderPrefix=<FolderName>

Type: string Default: Folders New in ver 4.1

Specifies the name of an Outlook folder to which all user-created Notes folders will be migrated (as subfolders). For example: *UserFolderPrefix=MyFolders* tells the Data Migration Wizard to create a folder named *MyFolders* in the Outlook root directory (at the same level as the Inbox), and then copy all user-created Notes folders to the new *MyFolders* folder in Outlook. The default value is *Folders*. See also [Custom folder mapping](#) on page 14 for more information about this *UserFolderPrefix* parameter, and how its value affects custom-folder mapping parameters in the language sections of Migrator for Notes to Exchange parameters.

i | **NOTE:** Setting the value to an empty string results in the custom folders being created at the same level as the Inbox folder.

[Notes] UserIdFile=<AlphanumString>

Type: string Default: [null]

This value corresponds to a GUI element in the Notes Migration Manager: the **User ID file** text box in the *Notes Server Configuration* screen. The program writes this value to *notesdtapp.ini* from the GUI entry in NMM; Quest recommends you do not manually enter or change this value except at the direction of Quest Support.

[Notes] UserViewPrefix=<FolderName>

Type:	Default:	Occurs in:	New in:
string	Views	Data Migr	4.15

Specifies the name of an Outlook folder where all user-created Notes views are migrated to (as subfolders).

For example: `UserViewPrefix=MyViews` tells the Data Migration Wizard to create a folder named `MyViews` in the Outlook root directory (at the same level as the Inbox), and then copy all user-created Notes views to the new `MyViews` folder in Outlook. The default value is `Views`.

- NOTE: Views do not exist in Exchange. A Notes view is migrated to Exchange as a folder.
- NOTE: Setting the value to an empty string results in the custom folders being created at the same level as the Inbox folder.

[Notes] ViewAndFolderFlagPattern=<string>

Type:	Default:	Occurs in:	New in:
string	-G40^n	Data Migr	4.15

The `ViewAndFolderFlagPattern` value is used to identify those Notes design elements of the VIEW class that should be classified as Views or Folders. Only the design elements whose design flags match the specified pattern are migrated. All other design elements will be ignored. This prevents the migration of design elements that belong to the VIEW class, but are not in fact views or folders. For example this pattern prevents the migration of shared columns.

The specified pattern must follow the syntax specified by the Notes API under Design Flag Patterns. The specific flags and their meanings can be obtained from the Notes API in the file `stdnames.h`. This header file also includes a list of patterns for identifying specific types of design elements. The default pattern used above comes from the pattern `DFLAGPAT_VIEWS_AND_FOLDERS` in `stdnames.h`.

This parameter is considered an extremely advanced setting, and should only be modified at the direction of Quest Support.

[Notes] WriteFailedMessageListToThisMbxFolder=<string>

[Notes] WriteFailedMessageListClass=<keyword(s)>

Types: string and keyword(s)	Defaults:	New in 4.12.1
	<code>WriteFailedMessageListToThisMbxFolder=[null]</code> <code>WriteFailedMessageListClass=Errored</code>	

This pair of parameters together let you configure the SSDM to generate a folder of messages and calendar items that are not migrated to the target. These items will be referenced as doclinks in a new folder in the user's Notes mailbox. The feature is enabled/disabled and configured by:

```
[Notes]
WriteFailedMessageListToThisMbxFolder=<string>
WriteFailedMessageListClass=<keyword(s)>
```

The `WriteFailedMessageListToThisMbxFolder` parameter specifies a name for the folder to be added to the user's mailbox, to contain the unmigrated items. `WriteFailedMessageListClass` specifies one or more types of unmigrated items for the feature to capture; valid keyword values are: *Errored*, *Skipped* and *Filtered*. To specify more than one type, separate multiple keywords by the pipe (|) character, as in this example:

```
WriteFailedMessageListToThisMbxFolder=Unmigrated
WriteFailedMessageListClass=Errored|Skipped|Filtered
```

This example tells the SSDM to create copies of any *Errored*, *Skipped* and/or *Filtered* items and save them in a new folder named *Unmigrated* in the user's mailbox.

The feature is enabled by entering any value for the `WriteFailedMessageListToThisMbxFolder` parameter. (If that parameter is omitted or its value is left empty, the feature is disabled and the `WriteFailedMessageListClass`

parameter is ignored.) The feature is disabled by default (*WriteFailedMessageListToThisMbxFolder* is omitted or its value is [null]), and by default *WriteFailedMessageListClass=Errored* (only).

[PAB] section

[PAB] MakeDefault=<#>

Type: boolean	Default: 1
---------------	------------

Determines whether a migrated PAB will be designated as the user's default PAB, if no default PAB is already designated for that user in Exchange. For example: *MakeDefault=0* tells the program to not set the migrated PAB as the user's default.

[PAB] ShowFirst=<#>

Type: boolean	Default: 1
---------------	------------

Determines whether the destination directory of a migrated PAB will be designated as the user's default PAB directory, if no default PAB directory is already designated for that user in Exchange. For example: *ShowFirst=0* tells the program to not set the migrated PAB directory as the user's default.

[Screens] section

For all parameters in this [Screens] section ...

These are all "multiple-choice" parameters. For any of the parameters in this [Screens] section, the three valid values are:

- **show**: The screen appears in every run.
- **skip**: The screen appears only if the information it ordinarily obtains from the user cannot be otherwise obtained or inferred.
- **silent**: The screen never appears in any run.

Chapter 4 of the Migrator for Notes to Exchange *Scenarios Guide* explains how these parameters relate to others to customize the SSDM.

[Screens] Filter=<ValidKeyword>

Type: keyword	Default: no-op
---------------	----------------

Determines whether, or under what circumstances, the *Select Date and Size Filters* screen will appear in program runs. See **For all parameters...** at the beginning of this [Screens] section for valid parameter values. For example: *Filter=show*

The default value "no-op" is a fourth valid value (for this *Filter* parameter only). The "no-op" setting is functionally equivalent to "silent," but actually signifies that the parameter value is unassigned—in which case the screen will not appear in a program run.

[Screens] Finished=<ValidKeyword>

Type: keyword

Default: show

Determines whether, or under what circumstances, the *Migration Report* screen (the "Finished" screen) will appear in program runs. See **For all parameters...** at the beginning of this [Screens] section for valid parameter values. For example: *Finished=skip*

[Screens] Login=<ValidKeyword>

Type: keyword

Default: show

Determines whether, or under what circumstances, the *Specify Notes Login Information* screen will appear in program runs. See **For all parameters...** at the beginning of this [Screens] section for valid parameter values. For example: *Login=skip*

[Screens] MigrateWhat=<ValidKeyword>

Type: keyword

Default: show

Determines whether, or under what circumstances, the *Specify Data for Migration* screen will appear in program runs. See **For all parameters...** at the beginning of this [Screens] section for valid parameter values. For example: *MigrateWhat=skip*

[Screens] Profile=<ValidKeyword>

Type: keyword

Default: skip

Determines whether, or under what circumstances, the *Select Profile* screen will appear in program runs. See **For all parameters...** at the beginning of this [Screens] section for valid parameter values. For example: *Profile=show*

[Screens] Progress=<ValidKeyword>

Type: keyword

Default: show

Determines whether, or under what circumstances, the *Migrating Data* screen (the "Progress" screen) will appear in program runs. See **For all parameters...** at the beginning of this [Screens] section for valid parameter values. Since this screen does not collect any information, the *skip* and *silent* options are equivalent. For example: *Progress=skip*

[Screens] PstDir=<ValidKeyword>

Type: keyword

Default: show

Determines whether, or under what circumstances, the *Specify Directory for Migrated Archive* screen will appear in program runs. See **For all parameters...** at the beginning of this [Screens] section for valid parameter values. For example: *PstDir=skip*

[Screens] SelectAddrBook=<ValidKeyword>

Type: keyword

Default: skip

Determines whether, or under what circumstances, the *Select Notes Address Books to Migrate* screen will appear in program runs. See **For all parameters...** at the beginning of this [Screens] section for valid parameter values. For example: *SelectAddrBook=show*

[Screens] SelectArchive=<ValidKeyword>

Type: keyword

Default: skip

Determines whether, or under what circumstances, the *Select Notes Archive Files to Migrate* screen will appear in program runs. See **For all parameters...** at the beginning of this [Screens] section for valid parameter values. For example: *SelectArchive=show*

[Screens] SelectMailFile=<ValidKeyword>

Type: keyword

Default: skip

Determines whether, or under what circumstances, the *Select Notes Local Mail File Replica to Migrate* screen will appear in program runs. See **For all parameters...** at the beginning of this [Screens] section for valid parameter values. For example: *SelectMailFile=show*

[Screens] Summary=<ValidKeyword>

Type: keyword

Default: show

Determines whether, or under what circumstances, the *Selection Summary* screen will appear in program runs. See **For all parameters...** at the beginning of this [Screens] section for valid parameter values. Since this screen does not collect any information, the *skip* and *silent* options are equivalent. For example: *Summary=skip*

[Screens] Welcome=<ValidKeyword>

Type: keyword

Default: show

Determines whether, or under what circumstances, the *Welcome* screen will appear in program runs. See **For all parameters...** at the beginning of this [Screens] section for valid parameter values. Since this screen does not collect any information, the *skip* and *silent* options are equivalent. For example: *Welcome=skip*

[ServerData] section

[ServerData] MigrateCalData=<#>

Type: boolean

Default: 1

Determines whether the program will migrate server calendar data. For example: *MigrateCalData=0* tells the program to not migrate server calendar data. By default (*MigrateCalData=1*), the program will migrate server calendar data.

[ServerData] MigrateEncryptedMessages=<#>

Type: boolean

Default: 1

New in ver 3.2

Determines whether the SSDM should attempt to migrate the encrypted portions of encrypted messages in the source server mail. This feature can also be applied to encrypted messages in the source archives, by this same parameter name in the [ArchiveData] section of *notesdtapp.ini*. The feature is also available for the Data Migration Wizard (same parameters in the same sections, but in Migrator for Notes to Exchange's Global Defaults and Task Parameters), but in the wizard the default is 0.

The SSDM can migrate the encrypted portion of an encrypted message if it has the access credentials of the user who is authorized to decrypt the encrypted portion. This is the typical case for most organizations who use the SSDM, where individual users run the SSDM under their own login credentials, to migrate their own data. But in the rare case where the access credentials for a user's encrypted data are different from the credentials of

whoever is running the program, this parameter lets you control how the SSDM should handle encrypted data. If the program attempts to migrate an encrypted message but lacks the necessary credentials, it can migrate the unencrypted portions, skip the encrypted portions, and insert text notices to explain that the encrypted portions could not be migrated.

On the other hand: *MigrateEncryptedMessages=0* tells the SSDM to not even attempt migrating the encrypted portions, but to just migrate the unencrypted portions and insert the notice text. If *MigrateEncryptedMessages=1*, the program will attempt to migrate the encrypted portions, and will succeed or fail depending on whether the account running the SSDM has the necessary credentials. If it fails, the SSDM will migrate the message, skip the unencrypted portion and insert the notice—the same outcome as for *MigrateEncryptedMessages=0*.

A related Migrator for Notes to Exchange parameter lets you tell the SSDM to skip an entire message (both encrypted and unencrypted portions) if the program is already configured to skip the encrypted portion (only) by *MigrateEncryptedMessages=0*. See *SkipEntireEncryptedMessage* in this same [ServerData] section for more information.

[ServerData] MigrateMailData=<#>

Type: boolean	Default: [GUI entry]
---------------	----------------------

This value corresponds to a GUI element in the SSDM: the **Migrate local mail file replica** checkbox of the *Specify Data for Migration* screen. The SSDM writes this value to *notesdtapp.ini* from a user's GUI entry; Quest recommends you do not manually enter or change this value except at the explicit direction of Quest Support staff.

[ServerData] MigrateTaskData=<#>

Type: boolean	Default: 1	New in ver 4.2.1
---------------	------------	------------------

Determines whether the program will migrate server task data. For example: *MigrateTaskData=0* tells the program to not migrate server tasks. By default (*MigrateTaskData=1*), the program will migrate server tasks.

[ServerData] MigrateTrashFolder=<#>

Type: boolean	Default: 0
---------------	------------

MigrateTrashFolder=1

... tells the program to migrate the server trash folder if the *Specify Data for Migration* screen does not appear, or sets the associated checkbox in that screen to be marked by default. A value of 0 tells the program to not migrate the server trash folder, or sets the associated checkbox to be unmarked by default. The most common use of this parameter is to provide the necessary entry value when the program is configured to hide the *Specify Data* screen. Chapter 4 of the Migrator for Notes to Exchange *Scenarios Guide* explains how this parameter relates to others used to customize the SSDM.

[ServerData] MigrateViews=<#>

Type: keyword	Default: 0 (but the SSDM initializes the value to 1)
---------------	--

Determines whether and how the SSDM will migrate archive items that occur within Notes views. For example: *MigrateViews=1* tells the program to migrate items only from the first view in which they are found. Valid parameter values are:

- 0 (default): No views are migrated.
- 1: Items are migrated only from the first view in which they are found.
- 2: Items are migrated from all views in which they are found.

Note that the program will initialize this parameter to 1 if it is omitted from *notesdtapp.ini*, even though technically the program default is 0. You must explicitly include the parameter in *notesdtapp.ini* if you want the SSDM to run with *MigrateViews=0* or *MigrateViews=2*.

[ServerData] OOF=<#>

Type: boolean Default: 0

Determines whether the program will migrate out-of-office messages. For example: *OOF=1* tells the program to migrate out-of-office messages. By default (*OOF=0*), the program will not migrate out-of-office messages

i | **NOTE:** Migration of out-of-office messages (*OOF=1*) is not supported if the migration target is set to **Personal folder (.pst)**.

[ServerData] SkipEntireEncryptedMessage=<#>

Type: boolean Default: 1 New in ver 4.6

Determines whether the SSDM will skip entire encrypted messages (skip both encrypted and unencrypted portions) in the source server data if the SSDM is already configured to skip the encrypted portions by *MigrateEncryptedMessages=0* (also in this [ServerData] section). By default:

`SkipEntireEncryptedMessage=1`

... tells the program to skip any encrypted messages in their entirety if *MigrateEncryptedMessages=0*. This *SkipEntireEncryptedMessage* parameter is irrelevant and ignored if *MigrateEncryptedMessages=1*.

For more information about how encrypted messages are migrated, and how this *SkipEntireEncryptedMessage* parameter helps control how the SSDM processes encrypted messages, see the parameter notes for *MigrateEncryptedMessages* earlier in this [ServerData] section.

[SSDMThrottle] section

[SSDMThrottle] UseThrottle=<#>

Type: boolean Default: 0 New in ver 4.1.5

Determines whether the SSDM will use any of the throttling features, whereby an admin can regulate end users' execution of the SSDM to avoid processing bottlenecks that might otherwise occur if too many users try to use the SSDM simultaneously. For example:

`UseThrottle=1`

... tells the SSDM program to use the throttling features, as configured by an administrator in the SSDM Throttling Utility. (The SSDM Throttling Utility is fully documented in the Migrator for Notes to Exchange *Administration Guide*.) By default these features are disabled (*UseThrottle=0*).

If *UseThrottle=1*, then a value must also be specified for the *WebServiceUrl* parameter, also in this [SSDMThrottle] section.

[SSDMThrottle] WebServiceUrl=<UrlToWebsite>

Type: string Default: [none] New in ver 4.1.5

Specifies the URL to the web service for the SSDM throttling features, as configured by an administrator in the SSDM Throttling Utility. (The SSDM Throttling Utility is fully documented in the Migrator for Notes to Exchange *Administration Guide*.) For example:

`WebServiceUrl=http://xyzcorp.com/ssdmschedulingwebservice/SSDMSchedulingWebService.aspx`

A value for the *WebServiceUrl* parameter becomes mandatory if *UseThrottle=1* (also in this [SSDMThrottle] section).

[Status] section

Code=<value>

Info=<value>

Text=<value>

All of these are internal scratch parameter (see [Transient “scratch” parameters](#)).

[TimeZoneInfo] section

Exchange uses time zone identifiers that correspond with time zones found in the Windows time zone database. Depending on the client application used to create an appointment or meeting, the Notes calendar item being migrated may not contain the specific time zone code that is used by Exchange. For example, if an appointment is created using an application on an Apple device, the time zone code in the appointment will not match any of the known Windows time zones. To help the migration software identify the appropriate Windows time zone, specify a list of preferred Windows time zones in the [TimeZoneInfo] section.

To understand how the list of preferred time zones is used, the algorithm that is used to select the appropriate time zone from the Windows time zone database is described below.

- 1 The time zone information provided in the Notes meeting is compared to the collection of time zones defined in the Windows time zone database. A list of potential matches is generated. If the list of potential matches contains a single time zone, it is selected. If the meeting was created by a Notes client running on a Windows operating system, a unique match here is probable.
- 2 If a unique match is not found, a list of preferred time zones (configured in the [TimeZoneInfo] section) is compared to the list of potential matches. The first successful compatible match from the list of preferred time zones is selected.
- 3 If no time zone was selected in step 2, the Windows system current local time zone's properties are compared to the time zone information from the Notes meeting. If they are compatible, the local time zone is selected.
- 4 If the local time zone is not compatible, the first time zone from the list of potential matches is chosen.
- 5 If none of the time zones defined in the Windows time zone database are found to be potential matches, the local time zone is used.

The [TimeZoneInfo] section lists your preferred time zones from the Windows Time Zone database. Each time zone is specified with its unique identifier. You can retrieve a full list of Windows time zone identifiers using the following PowerShell cmdlet:

```
[System.TimeZoneInfo]::GetSystemTimeZones() | Sort-Object DisplayName | ft -  
autosize DisplayName, Id
```

The cmdlet returns a table of time zone **DisplayName** and **Id** values.

The **Id** value is used in the [TimeZoneInfo] section. The [TimeZoneInfo] collection is configured by providing the **Id** values of the preferred time zones. Each value in the [TimeZoneInfo] section should be prefixed with the name `TimeZoneN`, where `N` represents a counter starting at 0. Below is a sample configuration of the [TimeZoneInfo] section:

```
[TimeZoneInfo]  
TimeZone0=Eastern Standard Time  
TimeZone1=Central Standard Time  
TimeZone2=Mountain Standard Time  
TimeZone3=Pacific Standard Time  
TimeZone4=Alaskan Standard Time
```

TimeZone5=Hawaiian Standard Time

[TimeZoneNames] section

For most migrations, configuring the [TimeZoneInfo] section should be sufficient to determine the correct time zone for scheduled meetings and appointments. However, if two very similar time zones are being used, the migration may have difficulty identifying the correct time zone. Configuring the [TimeZoneNames] section can provide additional guidance.

Each Notes meeting and appointment contains a time zone description string similar to the following:

```
StartTimeZone = "Z=5$DO=1$DL=3 2 1 11 1 1$ZX=0$ZN=America/New_York"
```

The ZN parameter of the string identifies the name of the time zone. If the appointment was scheduled from a Windows client or browser, the name corresponds to a name in the Windows time zone database and a unique time zone match is assured. If the appointment was scheduled from a mobile device or a non-Windows operating system, the time zone name will not match a Windows time zone and additional steps must be taken.

In the example shown above, scheduled from an Android device, the time zone `America/New_York` corresponds to the Windows time zone identifier `Eastern Standard Time`. You can configure the [TimeZoneNames] section to map non-Windows time zone names to their Windows equivalent. For example:

```
[TimeZoneNames]
America/New_York=Eastern Standard Time
```

The value on the right corresponds to the identifier of the Windows time zone. See the [TimeZoneInfo] section for details on retrieving the correct time zone identifier.

[Titles] section

"Title" Field Translations

The parameters in this [Titles] section specify Chinese equivalents of English-language courtesy titles. Notes saves the Titles in English, but displays them in the localized language, so the migration program can migrate only the stored English-language titles. These parameters are therefore necessary to convert the migrated English-language titles into the appropriate localized Chinese equivalents in Exchange. For example:

```
[Titles]
Mr.= 先生
Mrs.= 夫人
Miss= 小姐
```

Each parameter tells the program to convert the title listed as the keyword (left of the = sign) to the Chinese string to the right of the = sign. New in ver 3.2.

[User] section

[User] ForceFolderName=<value>

Internal scratch parameter (see [Transient "scratch" parameters](#)).

Subject/Keyword Cross-Reference

access

[Exchange] ClientAccessServer
[Exchange] GrantResourceOwnerFullAccess
[General] ProxyAccessType

Access Control List

see ACL

account

[ActiveDirectory] SetUserAccountControl
[ActiveDirectory] UserAccountControl
[Exchange] AdminAcctPoolFirstAccountSeq
[Exchange] AdminAcctPoolRoleGroupName
[Exchange] O365AccountSkuld

ACL

[General] ACLs
[Notes] ACLIgnore[#]
[Notes] ACLIgnoreCount
[Notes] ElevateCalendarAuthorACLtoEditor
[Notes] IgnoreACLs
[Notes] MapDefaultActToReviewer
[Notes] OwnerByACL

action

[General] DoTargetAction

Active Directory

[ActiveDirectory] (all params)
[ActiveDirectory2] (all params)
[ActiveDirectoryMatchList] (all params)
[Exchange] O365DirsyncPreserveADAttrMail
[Notes] CreateFwdAddrInAD
[User] adAttribute

Active Mail

[Coexistence] UsingActiveMail

AD

see Active Directory

add

[ActiveDirectory]
BypassAddGroupMemberSecurityCheck

address

[ActiveDirectory] ForceAddress
[ActiveDirectory] MergeReqProxyAddress
[ActiveDirectory] RemoveSrcAddresses
[DirectoryExport] AllowFullMailboxAddresses
[DirectoryExport] KeepMailAddressDN
[Exchange] AddressListName
[Exchange] AddressPolicyName
[Exchange]
AppendSMTPAddressToContactsDisplayName
[Exchange] EmailAddressPolicyEnabled
[Exchange] ForwardingAddress
[Exchange] FwdAddrDelim
[Exchange] RemoteMailboxRoutingAddressDomain
[Exchange] UpdateAddressList
[Exchange] UpdateEmailAddressPolicy
[Notes] CreateFwdAddrInAD
[Notes] ForwardingAddress
[Notes] FwdAddrDelim
[Notes] OverridePabInternetAddress
[Notes] ProcessContactInternetAddress
[Notes] SMTPForwardingAddress
[User] SourceAddress
[User] TargetAddress

address book

[Exchange] PurgePABS
[General] AddrBookErrors
[General] AddrBookWarnings
[General] AppDoesPabs
[General] AskPABDest
[General] ForceAddrBook[#]
[General] ForceAddrBooks
[General] MergeAddressBookFolder
[General] MergeAddressBooks
[General] MigratePAB
[General] PABDest
[General] PABDestServerArchive
[General] SelectedAddrBook[#]
[General] TotalSelAddrBooks
[Notes] FindPABsBy
[Notes] LocatePABs
[Notes] PABDesignClass
[Notes] PabDir
[Notes] PabGroupForms
[Notes] PabPersonForms
[Notes] PabQueryFilter

[Notes] PABReplicaDir
[Notes] PABReplicaServer
[Notes] PabReplicatorFrom
[Notes] PabReplicatorSubject
[Notes] PabReplicatorTargetDir
[Notes] PabReplicatorTargetServer
[Notes] PabReplicatorTemplate
[Notes] PABRequiredAttrs
[Notes] PabsInMailFile
[PAB] MakeDefault
[PAB] ShowFirst
[Screens] SelectAddrBook
[User] PABPaths

admin, administrator

[Exchange] AdminAcctPoolFirstAccountSeq
[Exchange] AdminAcctPoolRoleGroupName
[Exchange] AdminDomain
[Exchange] AdminMailbox
[Exchange] AdminPassword
[Exchange] AdminProfile
[Exchange] AdminUsername
[General] DoSourceAdmin
[Notes] SourceAdminDirSync

Admin Account Pool

[Exchange] AdminAcctPoolFirstAccountSeq
[Exchange] AdminAcctPoolRoleGroupName

alias

[ActiveDirectory] AlwaysUseOldAlias
[DirectoryExport] GenerateAliases
[User] TgtAlias

allow

[DirectoryExport] AllowFullMailboxAddresses
[Exchange] AllowExternalOOO
[Exchange] AllowHTMLCalendarBodies
[General] AllowForwardtoNotesConnector
[Notes] AllowNotesForeignDirSync

always

[ActiveDirectory] AlwaysUseDefaults
[ActiveDirectory] AlwaysUseOldAlias
[ActiveDirectory] AlwaysUseOldExchDn
[Exchange] AlwaysDoForwarding
[Exchange] AlwaysRmvForwarding
[Exchange] AlwaysUseDefaults
[Notes] AlwaysDoForwarding
[Notes] AlwaysRmvForwarding
[Notes] AlwaysUseDefaults
[Notes] MigrateReservationsAlways

append

[Exchange] AppendSMTPAddressToContactsDisplayName

application

[General] AppAborted
[General] AppDoesArch
[General] AppDoesMail
[General] AppDoesPabs
[Notes] UseAppNxrtfDLL

appointment

[General] LogSkippedAppointmentResponses
[Notes] AppointmentForms
[Notes] AppointmentLocationSource
[Notes] MigrateAppointmentResponses
[User] FilteredApptCnt
[User] FilteredApptSize
[User] MovedApptCnt
[User] MovedApptSize
[User] ReplacedApptCnt
[User] ReplacedApptSize
[User] TotalApptCnt
[User] TotalMsgAndApptCnt

archive

[ArchiveCalFolderFilter] (all params)
[ArchiveData] (all params)
[ArchiveMailFolderFilter] (all params)
[Exchange] ArchiveResolveAttendees
[Exchange] EnableRemoteMailboxArchive
[General] AppDoesArch
[General] ArchiveDest
[General] ArchiveDestServerArchive
[General] ArchiveErrors
[General] ArchiveWarnings
[General] AskArchiveDest
[General] CurArchiveDir
[General] MigrateArchives
[General] PABDestServerArchive
[General] SelectedArchive[#]
[General] ServerMailDestServerArchive
[General] TotalSelArchives
[Notes] ArchiveDesignClass
[Notes] ArchiveDir
[Notes] ArchiveReplicaDir
[Notes] ArchiveReplicaServer
[Notes] FindArchivesBy
[Notes] LocateArchives
[Screens] SelectArchive
[User] ArchivePaths

ASCII

[Notes] QuoteNonAsciiCharsInRTF

ask

[General] AskArchiveDest
[General] AskFilter
[General] AskPABDest
[General] AskServerMailDest

AT

[General] ATGenerated

attachment

[Filter] AttachSize
[General] AttachmentFilteredbySizeMsg
[General] AttachmentLostDueToEncryptionMsg
[General] UseFilteredAttachmentMsg
[User] FilteredAttachCnt
[User] FilteredAttachSize

attempt

[ActiveDirectory] MailEnableAttempts
[ActiveDirectory] PSRetryAttempts

attendee

[Exchange] ArchiveResolveAttendees
[Exchange] ServerMailResolveAttendees
[Notes] DoNotResolveNonNetworkAttendee

attribute

[ActiveDirectory] ADAttribute
[ActiveDirectory] Attr[#]
[ActiveDirectory] Attribute
[ActiveDirectory] MergeContactAttribWins
[ActiveDirectory2] AdAttribute
[Exchange] FwdAttrField
[Exchange] O365DirsyncPreserveADAttrMail
[Notes] CustomAttr[#]
[Notes] FwdAttrField
[Notes] PABRequiredAttrs
[User] adAttribute
[User] userForestAttrib

auth, authenticate, authentication

[Exchange] AuthMechanismType
[Exchange] RequireSenderAuthentication
[Exchange] RPCUseAuthType
[General] ProxyAuthMechanismType

author

[Notes] ElevateCalendarAuthorACLtoEditor

authoritative

[ActiveDirectory] MergeContactIsAuthoritative

autoaccept

[Exchange] SetResourceToAutoAccept

autocomplete

[Exchange] DeleteAutocompleteMessages

base

[ActiveDirectory] SearchBase

before

[General] MigrateRecurringBeforeRange

body(ies)

[Exchange] AllowHTMLCalendarBodies
[General] BodyLostDueToEncryptionMsg
[General] UseFilteredBodyMsg

boundary

[Notes] MimeIgnoreBoundryWhitespace

bulk

[DirectoryExport] WriteToBulkDirectory

button

[General] ShowSSDMErrrorLogButton

bypass

[ActiveDirectory]
BypassAddGroupMemberSecurityCheck

cache

[General] MaxFolderCache

calendar

[ArchiveCalFolderFilter] (all params)
[ArchiveData] MigrateCalData
[Coexistence] CalendarViaConnector
[Exchange] AllowHTMLCalendarBodies
[Exchange] CalMaxRecurrenceFix
[Filter] FirstCalDate
[Filter] FirstDate
[Filter] LastCalDate
[Filter] LastDate
[Notes] DoSetCalDomain
[Notes] ElevateCalendarAuthorACLtoEditor
[Notes] FwdCalDomain
[Notes] MailAndCalQueryFilter
[ServerCalFolderFilter] (all params)
[ServerData] MigrateCalData

category

[Exchange] EncryptedItemCategory

central

[General] CentralLogDir
[General] CentralLogLevel

certification

[Exchange] RPCProxyServerCertificationURL
[Exchange] RPCUseProxyCertification

chars

[Exchange] UpdateHtmlWithMissingCharset
[Notes] QuoteNonAsciiCharsInRTF

check

[ActiveDirectory] BypassAddGroupMemberSecurityCheck
[ActiveDirectory] MergeCrossCheckObjs
[General] DeclineFolderCheck

class

[Notes] ArchiveDesignClass
[Notes] MailDesignClass
[Notes] PABDesignClass
[Notes] WriteFailedMessageListClass

client

[Exchange] ClientAccessServer

CMN

[ActiveDirectory] CmnExcludeFromDirSync

code

[General] LanguageCode

column

[ActiveDirectory] SQLColumn

completed

[Notes] SkipCompletedTasks

compress

[General] CompressLogFile

conflict doc

[Notes] MigrateConflictDocs
[Notes] SkipConflictDocs

connection(s)

[PowerShell] IdleConnectionTimeoutSeconds
[PowerShell] MaxPowerShellConnections

Connector

[Coexistence] CalendarViaConnector
[Coexistence] MailViaConnector
[General] AllowForwardtoNotesConnector

contact(s)

[ActiveDirectory] ContactFilter
[ActiveDirectory] GroupContactsContainer
[ActiveDirectory] MBoxFromContact
[ActiveDirectory] MergeContactAttribWins
[ActiveDirectory] MergeContactsAuthoritative
[Exchange] AppendSMTPAddressToContactsDisplayName
[General] ContactDisplayNameFormat
[General] ContactsName
[General] FileAsFormat
[Notes] ProcessContactInternetAddress
[User] MovedContactCnt
[User] ReplacedContactCnt
[User] TotalContactCnt

container

[ActiveDirectory] GroupContactsContainer
[ActiveDirectory] GroupsContainer
[ActiveDirectory] UserContainer

control

[ActiveDirectory] SetUserAccountControl
[ActiveDirectory] UserAccountControl

count

[ActiveDirectoryMatchList] Count
[ArchiveCalFolderFilter] Count
[ArchiveMailFolderFilter] Count
[Exchange] MessageRetryCount
[Notes] ACLIgnoreCount
[Notes] CountIntentionallySkippedItems
[Notes] NABCount
[PersonDocCustom] Count
[ServerCalFolderFilter] Count
[ServerMailFolderFilter] Count

create

[ActiveDirectory] CreateGroupDelay
[ActiveDirectory] CreateMailboxDelay
[DirectoryExport] CreateTsvForSkippedDuplicates
[Exchange] CreateMailbox
[Notes] CreateFwdAddrInAD

credentials

[General] SQLCredentials

cross-check

[ActiveDirectory] MergeCrossCheckObjs

current

[General] CurArchiveDir

[General] CurMailFileDir

custom

[Notes] CustomAttr[#]

[Notes] SetPersonDocCustom

data

[ArchiveData] (all params)

[ServerData] (all params)

database, DB

[Exchange] MigrateMailInDBOwner

[Notes] MigrateDBDirectReservations

date

[Filter] FirstCalDate

[Filter] FirstDate

[Filter] FirstMailDate

[Filter] LastCalDate

[Filter] LastDate

[Filter] LastMailDate

[Notes] DateFilterUsingFormula

decline

[General] DeclineFolderCheck

default

[ActiveDirectory] AlwaysUseDefaults

[Exchange] AlwaysUseDefaults

[Notes] AlwaysUseDefaults

[Notes] MapDefaultAclToReviewer

[PAB] MakeDefault

delay

[ActiveDirectory] CreateGroupDelay

[ActiveDirectory] CreateMailboxDelay

delegate, delegates, delegation

[Exchange] MigrateResourceDelegation

[General] PublicDelegatess

delete, deleted

[ActiveDirectory] CanDeleteGroupMembers

[Exchange] DeleteAutocompleteMessages

[Exchange] MigrateDeletedItemsToOtherFolders

[Notes] DeleteMailDomain

delimiter

[Exchange] FwdAddrDelim

[Notes] FwdAddrDelim

design class

[Notes] ArchiveDesignClass

[Notes] MailDesignClass

[Notes] PABDesignClass

destination

[General] ArchiveDest

[General] ArchiveDestServerArchive

[General] AskArchiveDest

[General] AskPABDest

[General] AskServerMailDest

[General] PABDest

[General] PABDestServerArchive

[General] ServerMailDest

[General] ServerMailDestServerArchive

directory

[ActiveDirectory] CmnExcludeFromDirSync

[DirectoryExport] WriteToBulkDirectory

[General] CentralLogDir

[General] CurArchiveDir

[General] CurMailFileDir

[General] EndUserDir

[General] EndUserStatsDir

[General] LogDir

[General] PstDirErrList

[General] SelectedPstDir

[Notes] AllowNotesForeignDirSync

[Notes] ArchiveDir

[Notes] ArchiveReplicaDir

[Notes] DisableDirsync

[Notes] DisableNotesForeignDirSync

[Notes] MailFileDir

[Notes] PABReplicaDir

[Notes] PabReplicatorTargetDir

[Notes] SourceAdminDirSync

[Outlook] PstDirMode

[Outlook] PstRootDir

[Screens] PstDir

[User] PSTDir

dirsync

[Exchange] DirSyncEnableRemoteMailbox

[Exchange] O365DirsyncPreserveADAttrMail

disable

[Notes] DisableDirsync

[Notes] DisableNotesForeignDirSync

[Notes] DisableNotesUsersAfterMigration

display

[Exchange] AppendSMTPAddressToContactsDisplayName
[General] DisplayLanguage
[User] DisplayName

DocLink

[General] HTMLdoclinks
[Notes] DocLinksHttpPort

doc(s), document(s)

[Notes] MigrateConflictDocs
[Notes] MigrateOrphanedDocs
[Notes] OrphanedDocsFolder
[Notes] SetPersonDocCustom

domain

[ActiveDirectory] Domain
[ActiveDirectory] DomainController
[Exchange] AdminDomain
[Exchange] ForwardingDomain
[Exchange] RemoteMailboxRoutingAddressDomain
[Exchange] UseO365Domain
[General] ShowSetMailDomain
[Notes] DoSetCalDomain
[Notes] DoSetMailDomain
[Notes] ForwardingDomain
[Notes] FwdCalDomain
[Notes] FwdMailDomain
[Notes] DeleteMailDomain
[User] Domain
[ActiveDirectory] AlwaysUseOldExchDn

DN

[ActiveDirectory] AlwaysUseOldExchDn
[DirectoryExport] KeepMailAddressDN
[Notify] SenderDN

duplicate, duplicates

[DirectoryExport] CreateTsvForSkippedDuplicates

editor

[Notes] ElevateCalendarAuthorACLtoEditor

elevate

[Notes] ElevateCalendarAuthorACLtoEditor

email

[Exchange] EmailAddressPolicyEnabled

embed

[Exchange] ExtractEmbeddedImages

empty

[Notes] MigrateEmptyFolders

enable

[ActiveDirectory] EnableUsers
[ActiveDirectory] MailEnableAttempts
[ActiveDirectory] MailEnableRetryWaitSeconds
[Exchange] DirSyncEnableRemoteMailbox
[Exchange] EnableRemoteMailboxArchive

encrypt, encrypted, encryption

[ArchiveData] MigrateEncryptedMessages
[ArchiveData] SkipEntireEncryptedMessage
[Exchange] EncryptedItemCategory
[General] AttachmentLostDueToEncryptionMsg
[General] BodyLostDueToEncryptionMsg
[General] EncryptedPstFileName
[Notes] EncryptedMailOnly
[ServerData] MigrateEncryptedMessages
[ServerData] SkipEntireEncryptedMessage
[User] MovedEncryptedMsgCnt
[User] MovedEncryptedMsgSize
[User] ReplacedEncryptedMsgCnt
[User] ReplacedEncryptedMsgSize
[User] SkippedEncryptedMsgCnt

entire

[ArchiveData] SkipEntireEncryptedMessage
[Exchange] ViewEntireForest
[ServerData] SkipEntireEncryptedMessage

entry

[Notes] JournalEntryMessageType

error, errors

[ErrorsToIgnore] Error[#]
[Exchange] MAPIErrorsToRetry
[General] AddrBookErrors
[General] ArchiveErrors
[General] KeyError
[General] PstDirErrList
[General] ReportErrors
[General] ServerMailErrors
[General] ShowSSDMErrLogButton
[General] TotalErrors
[General] UserErrList
[User] ErrorCnt

Excalcon

[Notes] ExcalconServer

exception(s)

[Exchange] MaxExceptionsPerMessage

[General] SkipOutOfRangeExceptions

Exchange

[ActiveDirectory] AlwaysUseOldExchDn

[Exchange] (all params)

[Exchange] LocalExchangeFederationServer

exclude

[ActiveDirectory] CmnExcludeFromDirSync

extra

[Notes] FixRtfExtraQuestionMark

extract

[Exchange] ExtractEmbeddedImages

fail, failed

[Notes] WriteFailedMessageListClass

[Notes] WriteFailedMessageListToThisMbxFolder

feature

[General] MsgRequireAnyFeature

federated, federation

[Exchange] LocalExchangeFederationServer

field

[Exchange] FwdAttrField

[Notes] FwdAttrField

[PersonDocCustom] <NotesFieldName>

file

[Exchange] PstFileName

[Exchange] UsePstFileName

[General] CompressLogFile

[General] CurMailFileDir

[General] EncryptedPstFileName

[General] FileAsFormat

[General] IncludeServerMailFile

[General] SelectedMailFile

[General] TotalSelMailFiles

[Notes] FindMailFilesBy

[Notes] LocateMailFiles

[Notes] MailFileDir

[Notes] PabsInMailFile

[Notes] UseMailFileOnly

[Notes] UseMailFileOwner

[Notes] UserIdFile

[Screens] SelectMailFile

[User] MailFilePath

filter

[ActiveDirectory] ContactFilter

[ActiveDirectory] GroupFilter

[ActiveDirectory] GroupsSearchFilter

[ActiveDirectory] UserFilter

[ActiveDirectory2] UserFilter

[ArchiveCalFolderFilter] (all params)

[ArchiveMailFolderFilter] (all params)

[Filter] (all params)

[Filters] Filter[#]

[General] AskFilter

[General] AttachmentFilteredbySizeMsg

[General] UseFilteredAttachmentMsg

[General] UseFilteredBodyMsg

[Notes] DateFilterUsingFormula

[Notes] MailAndCalQueryFilter

[Notes] PabQueryFilter

[Screens] Filter

[ServerCalFolderFilter] Count

[ServerCalFolderFilter] Filter[#]

[ServerMailFolderFilter] Count

[ServerMailFolderFilter] Filter[#]

[User] FilteredApptCnt

[User] FilteredApptSize

[User] FilteredAttachCnt

[User] FilteredAttachSize

[User] FilteredMsgCnt

[User] FilteredMsgSize

find

[ActiveDirectory] FindMethod

[ActiveDirectory] MergeFindbySMTP

[Notes] FindArchivesBy

[Notes] FindMailFilesBy

[Notes] FindPABsBy

[Notes] LocateArchives

[Notes] LocateMailFiles

[Notes] LocateNew

[Notes] LocatePABs

first

[Exchange] AdminAcctPoolFirstAccountSeq

[Filter] FirstCalDate

[Filter] FirstDate

[Filter] FirstMailDate

[PAB] ShowFirst

fix

[Exchange] CalMaxRecurrenceFix

[Notes] FixRtfExtraQuestionMark

flag, flags

[ActiveDirectory] OpenFlags

[ActiveDirectory2] OpenFlags

[Notes] UseIMAPFlags

folder, folders

[ArchiveCalFolderFilter] (all params)
[ArchiveData] MigrateTrashFolder
[ArchiveMailFolderFilter] (all params)
[Exchange] MigrateDeletedItemsToOtherFolders
[General] DeclineFolderCheck
[General] MaxFolderCache
[General] MergeAddressBookFolder
[IncludeFoldersAndViews] Include[#]
[Notes] MigrateEmptyFolders
[Notes] OrphanedDocsFolder
[Notes] StandardAndUserFoldersOnly
[Notes] StationeryFolder
[Notes] UserFolderPrefix
[Notes] ViewAndFolderFlagPattern
[Notes] WriteFailedMessageListToThisMbxFolder
[ServerCalFolderFilter] (all params)
[ServerData] MigrateTrashFolder
[ServerMailFolderFilter] (all params)
[User] ForceFolderName

fonts

[Notes] UpdateRtfFonts1

force

[ActiveDirectory] ForceAddress
[General] ForceAddrBook[#]
[General] ForceAddrBooks
[Notes] ForceOldNxRTFDll
[User] ForceFolderName

foreign

[Notes] AllowNotesForeignDirSync

forest

[ActiveDirectory2] UseUserForest
[Exchange] ViewEntireForest
[User] userForestAttrib

form

[Notes] AppointmentForms
[Notes] IgnoreForms
[Notes] MemoForms
[Notes] NoticeForms
[Notes] PabGroupForms
[Notes] PabPersonForms
[Notes] ReservationForms
[Notes] StationeryForms
[Notes] TaskForms
[Notes] TaskNoticeForms

format

[General] FileAsFormat
[Notes] DoSetNotesFormatPreference

[Notes] NotesFormatPreference

formula

[Notes] DateFilterUsingFormula

forward(ing)

[Exchange] AlwaysDoForwarding
[Exchange] AlwaysRmvForwarding
[Exchange] DoRmvForwarding
[Exchange] DoSetForwarding
[Exchange] DoShowRmvForwarding
[Exchange] DoShowSetForwarding
[Exchange] ForwardingAddress
[Exchange] ForwardingDomain
[Exchange] FwdAddrDelim
[Exchange] FwdAttrField
[Exchange] RemoteMailboxRoutingAddressDomain
[Exchange] RmvForwarding
[Exchange] SetForwarding
[General] AllowForwardtoNotesConnector
[General] ForwardingMethod
[General] MigForwarding
[Notes] AlwaysDoForwarding
[Notes] AlwaysRmvForwarding
[Notes] CreateFwdAddrInAD
[Notes] DoRmvForwarding
[Notes] DoSetForwarding
[Notes] DoShowRmvForwarding
[Notes] DoShowSetForwarding
[Notes] ForwardingAddress
[Notes] ForwardingDomain
[Notes] FwdAddrDelim
[Notes] FwdAttrField
[Notes] FwdCalDomain
[Notes] FwdMailDomain
[Notes] FwdMailSystem
[Notes] SMTPForwardingAddress

Free-Busy

[Exchange] FreeBusyDays

from

[ActiveDirectory] MBoxFromContact
[ActiveDirectory] MergeReqImportedFrom
[Notes] PabReplicatorFrom

full

[DirectoryExport] AllowFullMailboxAddresses

FYI

[Exchange] MigrateMeetingFYIAsResource

GAL

[Exchange] ArchiveResolveAttendees
[Exchange] ServerMailResolveAttendees

generate

[DirectoryExport] GenerateAliases
[General] ATGenerated

Global Address List

see GAL

grant

[Exchange] GrantResourceOwnerFullAccess

group, groups

[ActiveDirectory]
 BypassAddGroupMemberSecurityCheck
[ActiveDirectory] CanAddGroupMembers
[ActiveDirectory] CanDeleteGroupMembers
[ActiveDirectory] CreateGroupDelay
[ActiveDirectory] GroupContactsContainer
[ActiveDirectory] GroupFilter
[ActiveDirectory]
 GroupManagerCanUpdateMembershipList
[ActiveDirectory] GroupsContainer
[ActiveDirectory] GroupsSearchFilter
[ActiveDirectory] GroupType
[ActiveDirectory] MergeGrpMembership
[ActiveDirectory] SetRecipPolicyForGroups
[Exchange] AdminAcctPoolRoleGroupName
[Notes] NabReaderGroup
[Notes] PabGroupForms

group member

[ActiveDirectory]
 BypassAddGroupMemberSecurityCheck
[ActiveDirectory] CanAddGroupMembers
[ActiveDirectory] CanDeleteGroupMembers
[ActiveDirectory]
 GroupManagerCanUpdateMembershipList
[ActiveDirectory] MergeGrpMembership
[DirectoryExport] SkipGroupMembers

GUID

[User] UserGUID

Heuristic

[Notes] UseLegacyMeetingParentHeuristic=<#>

holiday

[Categories] H

home

[ActiveDirectory] HomeMailboxStore
[ActiveDirectory] HomeServer
[User] HomeMDB

host

[ActiveDirectory] Host
[ActiveDirectory2] Host

HTML

see also DocLink
[Exchange] AllowHTMLCalendarBodies
[Exchange] UpdateHtmlWithMissingCharset

HTTP

[Exchange] RPCUseFastHTTP
[Exchange] RPCUseHTTP
[Exchange] RPCUseSlowHTTP
[Notes] DocLinksHttpPort

ID

[ActiveDirectory] Userid
[ActiveDirectory2] UserID
[Exchange] O365AccountSkuld
[Notes] UserIdFile

idle

[PowerShell] IdleConnectionTimeoutSeconds

ignore

[ErrorsToIgnore] Error[#]
[Notes] ACLIgnore[#]
[Notes] ACLIgnoreCount
[Notes] IgnoreACLs
[Notes] IgnoreForms
[Notes] MimeIgnoreBoundryWhitespace

image

[Exchange] ExtractEmbeddedImages

IMAP

[Notes] UseIMAPFlags

import

[ActiveDirectory] MergeReqImportedFrom

include

[General] IncludeServerMailFile

info

[Notes] NeedLoginInfo
[Status] Info

[TimeZoneInfo] (various params)

ini

[Notes] NotesIniPath

intentional

[Notes] CountIntentionallySkippedItems

internet

[Notes] ProcessContactInternetAddress

item

[Exchange] EncryptedItemCategory

[Notes] CountIntentionallySkippedItems

journal

[Notes] JournalEntryMessageType

keep

[DirectoryExport] KeepMailAddressDN

key

[General] KeyError

language

[General] DisplayLanguage

[General] LanguageCode

large

[General] MaxLargePstSize

[General] UseLargePsts

last

[Filter] LastCalDate

[Filter] LastDate

[Filter] LastMailDate

legacy

[Notes] UseLegacyMeetingParentHeuristic=<#>

level

[General] CentralLogLevel

[General] LogLevel

link

see DocLink

list

[ActiveDirectoryMatchList] (all params)

[ActiveDirectory]

GroupManagerCanUpdateMembershipList

[Exchange] AddressListName

[Exchange] UpdateAddressList

[General] PstDirErrList

[General] UserErrList

[Notes] WriteFailedMessageListClass

[Notes] WriteFailedMessageListToThisMbxFolder

load

[ActiveDirectory] LoadMethod

local

[Exchange] LocalExchangeFederationServer

locale

[Categories] (all params)

locate

[Notes] FindArchivesBy

[Notes] FindMailFilesBy

[Notes] FindPABsBy

[Notes] LocateArchives

[Notes] LocateMailFiles

[Notes] LocateNew

[Notes] LocatePABs

location

[Exchange] O365UsageLocation

[Notes] AppointmentLocationSource

log

[General] CentralLogDir

[General] CentralLogLevel

[General] CompressLogFile

[General] LogDir

[General] LogLevel

[General] LogSkippedAppointmentResponses

[General] PostLogs

[General] ShowSSDMErrLogButton

login

[Notes] NeedLoginInfo

[Screens] Login

MDB

[User] HomeMDB

mail

[ActiveDirectory] HomeMailboxStore

[ActiveDirectory] MailEnableAttempts

[ActiveDirectory] MailEnableRetryWaitSeconds

[Coexistence] MailViaConnector

[Coexistence] UsingActiveMail

[DirectoryExport] KeepMailAddressDN

[Exchange] O365DirsyncPreserveADAttrMail
[Exchange] ServerMailResolveAttendees
[Filter] FirstMailDate
[Filter] LastMailDate
[General] AppDoesMail
[General] AskServerMailDest
[General] CurMailFileDir
[General] DoMailRouting
[General] IncludeServerMailFile
[General] MigrateServerMail
[General] SelectedMailFile
[General] ServerMailDest
[General] ServerMailDestServerArchive
[General] ServerMailErrors
[General] ServerMailWarnings
[General] ShowSetMailDomain
[General] TotalSelMailFiles
[Notify] SendMailToSource
[Notify] SendMailToTarget
[Notes] DoNotesMailRouting
[Notes] DoSetMailDomain
[Notes] DoSetMailSystem
[Notes] EncryptedMailOnly
[Notes] FindMailFilesBy
[Notes] FwdMailDomain
[Notes] FwdMailSystem
[Notes] LocateMailFiles
[Notes] MailAndCalQueryFilter
[Notes] MailDesignClass
[Notes] MailFileDir
[Notes] MailSystem
[Notes] MigrateMailUsingServer
[Notes] PabsInMailFile
[Notes] UseMailFileOnly
[Notes] UseMailFileOwner
[Screens] SelectMailFile
[Notes] DeleteMailDomain
[User] MailFilePath

mail file

[General] CurMailFileDir
[General] SelectedMailFile
[General] TotalSelMailFiles
[Notes] FindMailFilesBy
[Notes] LocateMailFiles
[Notes] MailFileDir
[Notes] PabsInMailFile
[Notes] UseMailFileOnly
[Notes] UseMailFileOwner
[Screens] SelectMailFile
[User] MailFilePath

mail forwarding

see forwarding

mail-in

[Exchange] MigrateMailInDBOwner

mail routing

see forwarding

mailbox, mbx

[ActiveDirectory] CreateMailboxDelay
[ActiveDirectory] HomeMailboxStore
[ActiveDirectory] MBoxFromContact
[DirectoryExport] AllowFullMailboxAddresses
[Exchange] AdminMailbox
[Exchange] CreateMailbox
[Exchange] DirSyncEnableRemoteMailbox
[Exchange] EnableRemoteMailboxArchive
[Exchange] RemoteMailboxRoutingAddressDomain
[Notes] WriteFailedMessageListToThisMbxFolder

mailbox store

[ActiveDirectory] HomeMailboxStore

manage, manager

[ActiveDirectory]
GroupManagerCanUpdateMembershipList

map

[Notes] MapDefaultAclToReviewer
[Notes] MapPrivateAsPublic

MAPI

[Exchange] MAPIErrorsToRetry

mark

[Notes] FixRtfExtraQuestionMark

max, maximum

[Exchange] CalMaxRecurrenceFix
[Exchange] MaxExceptionsPerMessage
[General] MaxFolderCache
[General] MaxLargePstSize
[General] MaxPstSize

mechanism

[Exchange] AuthMechanismType
[General] ProxyAuthMechanismType

meeting

[Exchange] MigrateMeetingFYIAsResource
[Exchange]
SetResourceMeetingSubjectToOrganizerName
[Notes] UseLegacyMeetingParentHeuristic

member

see group member

memo

[Notes] MemoForms

merge

[ActiveDirectory] MergeContactAttribWins
[ActiveDirectory] MergeContactIsAuthoritative
[ActiveDirectory] MergeCrossCheckObjs
[ActiveDirectory] MergeFindBySMTP
[ActiveDirectory] MergeGrpMembership
[ActiveDirectory] MergeReqImportedFrom
[ActiveDirectory] MergeReqProxyAddress
[ActiveDirectory] MergeSyncObjRequired
[ActiveDirectory] MergeX500
[ActiveDirectory] SQLColumn
[General] MergeAddressBookFolder
[General] MergeAddressBooks
[PersonDocCustom] MergeMultiValuedProperties
[PowerShell] MaxPowerShellConnections

message

[Exchange] DeleteAutocompleteMessages
[Exchange] MaxExceptionsPerMessage
[General] MsgRequireAnyFeature
[Notes] JournalEntryMessageType
[Notes] SkipInternetHeaders
[Notes] WriteFailedMessageListClass
[Notes] WriteFailedMessageListToThisMbxFolder

method

[ActiveDirectory] FindMethod
[ActiveDirectory] LoadMethod
[General] ForwardingMethod

migapp

[General] ResetMigAppWorkItems

migrate, migration

[ArchiveData] MigrateCalData
[ArchiveData] MigrateEncryptedMessages
[ArchiveData] MigrateTrashFolder
[ArchiveData] MigrateViews
[Exchange] MigrateResourceDelegation
[Exchange] MigrateMailInDBOwner
[Exchange] MigrateMeetingFYIAsResource
[Exchange] RemigrateMode
[General] MigForwarding
[General] Migrate
[General] MigrateArchives
[General] MigratePAB
[General] MigrateRecurringBeforeRange
[General] MigrateServerMail

[Notes] DisableNotesUsersAfterMigration
[Notes] MigrateAppointmentResponses
[Notes] MigrateConflictDocs
[Notes] MigrateDBDirectReservations
[Notes] MigrateEmptyFolders
[Notes] MigrateMailUsingServer
[Notes] MigrateOrphanedDocs
[Notes] MigrateReservationsAlways
[Notes] SkipInternetHeaders
[Screens] MigrateWhat
[ServerData] MigrateCalData
[ServerData] MigrateEncryptedMessages
[ServerData] MigrateTrashFolder
[ServerData] MigrateViews

MIME

[Notes] MimeIgnoreBoundryWhitespace

minutes

[General] WatchdogMinutes

mode

[Exchange] RemigrateMode
[Notes] QuotaMode
[Notes] UpdateMode
[Notes] VisibilityMode
[Outlook] PstDirMode

msg

[General] MsgRequireAnyFeature

multi-value

[PersonDocCustom] MergeMultiValuedProperties

NAB

[Notes] NAB[#]
[Notes] NABCount
[Notes] NabReaderGroup
[Notes] NotesPreferredNAB

name

[Exchange] AdminAcctPoolRoleGroupName
[Exchange] AdminUsername
[Exchange] AddressListName
[Exchange] AddressPolicyName
[Exchange]
 AppendSMTPAddressToContactsDisplayName
[Exchange] PstFileName
[Exchange] UsePstFileName
[General] ContactsName
[General] EncryptedPstFileName
[User] DisplayName
[User] ForceFolderName

non-ASCII

[Notes] QuoteNonAsciiCharsInRTF

nonnetwork

[Notes] DoNotResolveNonNetworkAttendee

Notes

[General] AllowForwardtoNotesConnector

[Notes] (all params)

[Notes] AllowNotesForeignDirSync

[Notes] DisableNotesUsersAfterMigration

[Notes] DoSetNotesFormatPreference

[Notes] NotesFormatPreference

[Notes] NotesIniPath

[Notes] NotesPreferredNAB

[PersonDocCustom] <NotesFieldName>

Notes Address Book

see NAB

notice

[Notes] NoticeForms

[Notes] TaskNoticeForms

NSF

[General] CurMailFileDir

[General] SelectedMailFile

[General] TotalSelMailFiles

[Notes] FindMailFilesBy

[Notes] LocateMailFiles

[Notes] MailFileDir

[Notes] PabsInMailFile

[Notes] UseMailFileOnly

[Notes] UseMailFileOwner

[Notes] UserIdFile

[Screens] SelectMailFile

[User] MailFilePath

nxrtf.dll

[Notes] ForceOldNxRTFDll

Office 365, O365

[Exchange] O365AccountSkuld

[Exchange] O365UsageLocation

[Exchange] UseO365Domain

object

[User] ObjectType

object merge

see merge

old

[ActiveDirectory] AlwaysUseOldAlias

[Notes] ForceOldNxRTFDll

offline

[Notes] Offline

only

[Notes] EncryptedMailOnly

[Notes] UseMailFileOnly

open

[ActiveDirectory] OpenFlags

[ActiveDirectory2] OpenFlags

organizer

[Exchange]

SetResourceMeetingSubjectToOrganizerName

orphan

[Notes] MigrateOrphanedDocs

[Notes] OrphanedDocsFolder

out

[General] SkipOutOfRangeExceptions

out of office

[Exchange] AllowExternalOOO

[ServerData] OOF

owner

[Exchange] GrantResourceOwnerFullAccess

[Exchange] MigrateMailInDBOwner

[Notes] OwnerByACL

[Notes] UseMailFileOwner

PAB

see address book

PAB Replicator

[Notes] PABReplicaDir

[Notes] PABReplicaServer

[Notes] PabReplicatorFrom

[Notes] PabReplicatorSubject

[Notes] PabReplicatorTargetDir

[Notes] PabReplicatorTargetServer

[Notes] PabReplicatorTemplate

parent

[Notes] UseLegacyMeetingParentHeuristic

password

[ActiveDirectory] Password
[ActiveDirectory2] Password
[Exchange] AdminPassword
[General] ~ProxyPassword
[Notes] Password

path

[Notes] NotesIniPath
[User] ArchivePaths
[User] MailFilePath
[User] PABPaths

person document

[PersonDocCustom] PersonDoc[#]
[Notes] SetPersonDocCustom

personal address book

see address book

policy

[ActiveDirectory] SetRecipPolicy
[ActiveDirectory] SetRecipPolicyForGroups
[Exchange] AddressPolicyName
[Exchange] EmailAddressPolicyEnabled
[Exchange] UpdateEmailAddressPolicy

pool

[Exchange] AdminAcctPoolFirstAccountSeq
[Exchange] AdminAcctPoolRoleGroupName

port

[Notes] DocLinksHttpPort

post

[General] PostLogs

PowerShell

[PowerShell] MaxPowerShellConnections

preference

[Notes] DoSetNotesFormatPreference
[Notes] NotesFormatPreference

preferred

[Notes] NotesPreferredNAB

prepend

[Notes] PrependSmtpAddressToUserName

preserve

[Exchange] O365DirsyncPreserveADAttrMail

private

[Notes] MapPrivateAsPublic

process

[Notes] ProcessContactInternetAddress

profile

[Exchange] AdminProfile
[General] SelectedProfile
[Screens] Profile

progress

[Screens] Progress

properties

[PersonDocCustom] MergeMultiValuedProperties

provision

[ActiveDirectory] ProvisionUsers

proxy

[ActiveDirectory] doX500Proxy
[ActiveDirectory] MergeReqProxyAddress
[Exchange] RPCProxyServerCertificationURL
[Exchange] RPCProxyServerURL
[Exchange] RPCUseProxyCertification
[General] ProxyAccessType
[General] ~ProxyPassword
[General] ProxyUserName

PS

[ActiveDirectory] PSRetryAttempts
[ActiveDirectory] PSRetryWait

pseudo

[ArchiveData] UsePseudoRoot

pst

[Exchange] PstFileName
[Exchange] UsePstFileName
[General] AnyPst
[General] EncryptedPstFileName
[General] MaxLargePstSize
[General] MaxPstSize
[General] PstDirErrList
[General] SelectedPstDir
[General] UseLargePsts
[General] UseSeparatePSTS
[Outlook] PstDirMode
[Outlook] PstRootDir
[Screens] PstDir
[User] PSTDir

public

[General] PublicDelegatess
[Notes] MapPrivateAsPublic

purge

[Exchange] PurgePABS

query

[Notes] MailAndCalQueryFilter
[Notes] PabQueryFilter

question

[Notes] FixRtfExtraQuestionMark

quota

[Notes] QuotaMode

quote

[Notes] QuoteNonAsciiCharsInRTF

range

[General] MigrateRecurringBeforeRange
[General] SkipOutOfRangeExceptions

reader

[Notes] NabReaderGroup

recipient

[ActiveDirectory] SetRecipPolicy
[ActiveDirectory] SetRecipPolicyForGroups

recur

[Exchange] CalMaxRecurrenceFix
[General] MigrateRecurringBeforeRange

remigrate

[Exchange] RemigrateMode

remote

[Exchange] DirSyncEnableRemoteMailbox
[Exchange] EnableRemoteMailboxArchive
[Exchange] RemoteMailboxRoutingAddressDomain

remove

[ActiveDirectory] RemoveSrcAddresses
[Exchange] AlwaysRmvForwarding
[Exchange] DoRmvForwarding
[Exchange] DoShowRmvForwarding
[Exchange] RmvForwarding
[Notes] AlwaysRmvForwarding
[Notes] DoRmvForwarding
[Notes] DoShowRmvForwarding

[Notes] DoShowRmvForwarding

replica

[Notes] ArchiveReplicaDir
[Notes] ArchiveReplicaServer
[Notes] PABReplicaDir
[Notes] PABReplicaServer

report

[General] ReportErrors

require

[ActiveDirectory] MergeReqImportedFrom
[ActiveDirectory] MergeReqProxyAddress
[ActiveDirectory] MergeSyncObjRequired
[General] MsgRequireAnyFeature
[Notes] PABRequiredAttrs

reset

[General] ResetMigAppWorkItems

reservation

[Notes] MigrateDBDirectReservations
[Notes] MigrateReservationsAlways
[Notes] ReservationForms

resolve

[Exchange] ArchiveResolveAttendees
[Exchange] ServerMailResolveAttendees
[Notes] DoNotResolveNonNetworkAttendee

resource

[Exchange] GrantResourceOwnerFullAccess
[Exchange] MigrateMeetingFYIAsResource
[Exchange] MigrateResourceDelegation
[Exchange] SetResourceMeetingSubjectToOrganizerName
[Exchange] SetResourceToAutoAccept
[User] ResourceType

response

[General] LogSkippedAppointmentResponses
[Notes] MigrateAppointmentResponses

retry

[ActiveDirectory] MailEnableRetryWaitSeconds
[ActiveDirectory] PSRetryAttempts
[ActiveDirectory] PSRetryWait
[Exchange] MAPIErrorsToRetry
[Exchange] MessageRetryCount
[Exchange] MessageRetryWait

reviewer

[Notes] MapDefaultAclToReviewer

root

[ArchiveData] UsePseudoRoot
[Outlook] PstRootDir

routing

see forwarding

RPC

[Exchange] RPCProxyServerCertificationURL
[Exchange] RPCProxyServerURL
[Exchange] RPCUseAuthType
[Exchange] RPCUseFastHTTP
[Exchange] RPCUseHTTP
[Exchange] RPCUseProxyCertification
[Exchange] RPCUseSlowHTTP
[Exchange] RPCUseSSL

RTF

[Notes] FixRtfExtraQuestionMark
[Notes] QuoteNonAsciiCharsInRTF
[Notes] UpdateRtfFonts1

run

[Exchange] UpdateAddressList
[Exchange] UpdateEmailAddressPolicy
[General] RunAsService

search

[ActiveDirectory] GroupsSearchFilter
[ActiveDirectory] SearchBase

seconds

[ActiveDirectory] MailEnableRetryWaitSeconds
[PowerShell] IdleConnectionTimeoutSeconds

security

[ActiveDirectory]
BypassAddGroupMemberSecurityCheck

select, selected

[General] SelectedAddrBook[#]
[General] SelectedArchive[#]
[General] SelectedMailFile
[General] SelectedProfile
[General] SelectedPstDir
[General] TotalSelAddrBooks
[General] TotalSelArchives
[General] TotalSelMailFiles
[Screens] SelectAddrBook

[Screens] SelectArchive
[Screens] SelectMailFile

send

[General] SendStatus

separate

[General] UseSeparatePSTS

send

[Notify] SendMailToSource
[Notify] SendMailToTarget

sender

[Notify] SenderDN
[Notify] SenderSMTP

seq

[Exchange] AdminAcctPoolFirstAccountSeq

server

[ActiveDirectory] HomeServer
[Exchange] ClientAccessServer
[Exchange] LocalExchangeFederationServer
[Exchange] NoServer
[Exchange] RPCProxyServerCertificationURL
[Exchange] RPCProxyServerURL
[Exchange] Server
[Exchange] ServerMailResolveAttendees
[General] ArchiveDestServerArchive
[General] IncludeServerMailFile
[General] PABDestServerArchive
[General] ServerMailDestServerArchive
[General] SharePointServerName
[Notes] ArchiveReplicaServer
[Notes] ExcalconServer
[Notes] MigrateMailUsingServer
[Notes] PABReplicaServer
[Notes] PabReplicatorTargetServer
[Notes] Server

service

[General] RunAsService

set

[ActiveDirectory] SetRecipPolicyForGroups
[Exchange] DoSetForwarding
[Exchange] DoShowSetForwarding
[Exchange] SetForwarding
[Exchange] SetResourceToAutoAccept
[General] ShowSetMailDomain
[Notes] DoSetCalDomain
[Notes] DoSetForwarding

[Notes] DoSetMailDomain
[Notes] DoSetMailSystem
[Notes] DoSetNotesFormatPreference
[Notes] DoShowSetForwarding

SharePoint

[General] SharePointServerName

show

[Exchange] DoShowRmvForwarding
[Exchange] DoShowSetForwarding
[General] ShowSetMailDomain
[General] ShowSSDMErrLogButton
[Notes] DoShowRmvForwarding
[Notes] DoShowSetForwarding
[PAB] ShowFirst
[Notes] DoShowRmvForwarding

size

[Filter] AttachSize
[General] AttachmentFilteredbySizeMsg
[General] MaxLargePstSize
[General] MaxPstSize
[Notes] SkipCompletedTasks
[User] FilteredApptSize
[User] FilteredAttachSize
[User] FilteredMsgSize
[User] MovedApptSize
[User] MovedEncryptedMsgSize
[User] MovedMsgSize
[User] ReplacedApptSize
[User] ReplacedEncryptedMsgSize
[User] ReplacedMsgSize
[User] SkippedMsgSize

skip, skipped

[ArchiveData] SkipEntireEncryptedMessage
[DirectoryExport] CreateTsvForSkippedDuplicates
[DirectoryExport] SkipGroupMembers
[General] LogSkippedAppointmentResponses
[General] SkipOutOfRangeExceptions
[Notes] CountIntentionallySkippedItems
[Notes] SkipConflictDocs
[ServerData] SkipEntireEncryptedMessage

sku

[Exchange] O365AccountSkuld

SMTP

[ActiveDirectory] MergeFindbySMTP
[Exchange] AppendSMTPAddressToContactsDisplayName
[General] SMTPTranslationTable
[Notes] SMTPForwardingAddress

[Notify] SenderSMTP

source

[ActiveDirectory] RemoveSrcAddresses
[General] DoSourceAdmin
[Notes] AppointmentLocationSource
[Notes] SourceAdminDirSync
[Notify] SendMailToSource
[Notify] SourceSubject
[Notify] SourceTemplate
[User] SourceAddress

space

[General] MinSpace

SQL

[ActiveDirectory] SQLColumn
[General] SQLCredentials

SSDM

[General] ShowSSDMErrLogButton

SSL

[Exchange] RPCUseSSL

stationery

[Notes] StationeryFolder
[Notes] StationeryForms

statistics

[General] EndUserStatsDir

stats

see statistics

status

[General] SendStatus
[Status] (all params)

store

see mailbox store

subject

[Exchange] SetResourceMeetingSubjectToOrganizerName
[Notes] PabReplicatorSubject
[Notify] SourceSubject
[Notify] TargetSubject

summary

[DirectoryExport] NoSummary
[Screens] Summary

sync, synchronization

[ActiveDirectory] CmnlExcludeFromDirSync
[ActiveDirectory] MergeSyncObjRequired
[Notes] AllowNotesForeignDirSync
[Notes] DisableDirsync

sync object

[ActiveDirectory] MergeSyncObjRequired

system

[Notes] DoSetMailSystem
[Notes] FwdMailSystem
[Notes] MailSystem

table

[General] SMTPTranslationTable

target

[Exchange] TargetType
[Exchange] TargetTypeTested
[General] DoTargetAction
[Notes] PabReplicatorTargetDir
[Notes] PabReplicatorTargetServer
[Notify] SendMailToTarget
[Notify] TargetSubject
[Notify] TargetTemplate
[User] TargetAddress
[User] TgtAlias

task(s)

[Notes] SkipCompletedTasks
[Notes] TaskForms
[Notes] TaskNoticeForms

template

[Notes] PabReplicatorTemplate
[Notify] SourceTemplate
[Notify] TargetTemplate

test

[Exchange] TargetTypeTested

thread

[General] ThreadCnt

throttle

[SSDMThrottle] UseThrottle

timeout

[PowerShell] IdleConnectionTimeoutSeconds

total

[General] TotalErrors
[General] TotalSelAddrBooks
[General] TotalSelArchives
[General] TotalSelMailFiles
[General] TotalWarnings
[General] UseFilteredAttachmentMsg
[User] TotalApptCnt
[User] TotalContactCnt
[User] TotalMsgAndApptCnt
[User] TotalMsgCnt

translation

[General] ATGenerated
[General] SMTPTranslationTable

trash

[ArchiveData] MigrateTrashFolder
[ServerData] MigrateTrashFolder

TSV

[DirectoryExport] CreateTsvForSkippedDuplicates

type

[ActiveDirectory] GroupType
[Exchange] TargetType
[Exchange] TargetTypeTested
[Notes] JournalEntryMessageType
[User] ObjectType
[User] ResourceType

update

[Exchange] UpdateAddressList
[Exchange] UpdateEmailAddressPolicy
[Exchange] UpdateFreeBusy
[Exchange] UpdateHtmlWithMissingCharset
[Notes] UpdateMode
[Notes] UpdateRtfFonts1

URL

[SSDMThrottle] WebserviceUrl

usage

[Exchange] O365UsageLocation

use

[ActiveDirectory] AlwaysUseDefaults
[ActiveDirectory] AlwaysUseOldExchDn
[ActiveDirectory2] UseUserForest
[Exchange] AlwaysUseDefaults
[Exchange] UsePstFileName
[General] UseFilteredAttachmentMsg
[General] UseFilteredBodyMsg

[General] UseLargePsts
[General] UseSeparatePSTS
[Notes] AlwaysUseDefaults
[Notes] UseAppNxrtdLL
[Notes] UseIMAPFlags
[Notes] UseMailFileOnly
[Notes] UseMailFileOwner
[Notes] UseNotes

user, users

[ActiveDirectory] EnableUsers
[ActiveDirectory] ProvisionUsers
[ActiveDirectory] SetUserAccountControl
[ActiveDirectory] UserAccountControl
[ActiveDirectory] UserContainer
[ActiveDirectory] UserFilter
[ActiveDirectory] Userid
[ActiveDirectory2] UserFilter
[ActiveDirectory2] UserID
[ActiveDirectory2] UseUserForest
[Exchange] AdminUsername
[General] EndUserDir
[General] EndUserStatsDir
[General] UserCancelled
[General] UserErrList
[Notes] DisableNotesUsersAfterMigration
[Notes] UserFolderPrefix
[Notes] UserIdFile
[Notes] UserViewPrefix
[User] userForestAttrib
[User] UserGUID

user name, username

[General] ProxyUserName
[Notes] PrependSmtpAddressToUserName

using

[Notes] MigrateMailUsingServer

view

[ArchiveData] MigrateViews
[Exchange] ViewEntireForest
[Notes] StandardAndUserFoldersOnly
[Notes] UserViewPrefix
[Notes] ViewAndFolderFlagPattern
[ServerData] MigrateViews

visibility

[Notes] VisibilityMode
[Notes] DoVisibility

wait

[ActiveDirectory] MailEnableRetryWaitSeconds
[ActiveDirectory] PSRetryWait

[Exchange] MessageRetryWait

watchdog

[General] WatchdogMinutes

web service

[SSDMThrottle] WebServiceUrl

welcome

[Screens] Welcome

whitespace

[Notes] MimeIgnoreBoundryWhitespace

win

[ActiveDirectory] MergeContactAttribWins

work

[General] ResetMigAppWorkItems

write

[DirectoryExport] WriteToBulkDirectory

X500

[ActiveDirectory] doX500Proxy
[ActiveDirectory] MergeX500

We are more than just a name

We are on a quest to make your information technology work harder for you. That is why we build community-driven software solutions that help you spend less time on IT administration and more time on business innovation. We help you modernize your data center, get you to the cloud quicker and provide the expertise, security and accessibility you need to grow your data-driven business. Combined with Quest's invitation to the global community to be a part of its innovation, and our firm commitment to ensuring customer satisfaction, we continue to deliver solutions that have a real impact on our customers today and leave a legacy we are proud of. We are challenging the status quo by transforming into a new software company. And as your partner, we work tirelessly to make sure your information technology is designed for you and by you. This is our mission, and we are in this together. Welcome to a new Quest. You are invited to Join the Innovation.

Our brand, our vision. Together.

Our logo reflects our story: innovation, community and support. An important part of this story begins with the letter Q. It is a perfect circle, representing our commitment to technological precision and strength. The space in the Q itself symbolizes our need to add the missing piece—you—to the community, to the new Quest.

Contacting Quest

For sales or other inquiries, visit <http://quest.com/company/contact-us.aspx> or call +1-949-754-8000.

Technical support resources

Technical support is available to Quest customers with a valid maintenance contract and customers who have trial versions. You can access the Quest Support Portal at <https://support.quest.com>.

The Support Portal provides self-help tools you can use to solve problems quickly and independently, 24 hours a day, 365 days a year. The Support Portal enables you to:

- Submit and manage a Service Request.
- View Knowledge Base articles.
- Sign up for product notifications.
- Download software and technical documentation.
- View how-to-videos.
- Engage in community discussions.
- Chat with support engineers online.
- View services to assist you with your product.

A

abbreviations (used in this reference), 5
ACLIgnore#, 82
ACLIgnoreCount, 82
ACLs, 66, 134
ADAttribute, 18
AdAttribute, 31
AddOnlineMeetingUrlScheme, 43
AddrBookErrors, 134
AddrBookWarnings, 134
AddressListName, 43
AddressPolicyName, 44
AdminAcctPoolFirstAccountSeq, 44
AdminAcctPoolRoleGroupName, 44
AdminDomain, 44
AdminMailbox, 44
AdminPassword, 45
AdminProfile, 45
AdminUsername, 45
ADML#, 33
AllowExternalOOF, 45
AllowForwardtoNotesConnector, 66
AllowFullMailboxAddresses, 41
AllowHTMLCalendarBodies, 46, 130
AllowNotesForeignDirSync, 82
AlwaysDoForwarding, 46, 83
AlwaysRmvForwarding, 46, 83
AlwaysUseDefaults, 18, 46, 83
AlwaysUseOldAlias, 18
AlwaysUseOldExchDn, 18
AnyPst, 134
AppAborted, 134
AppDoesArch, 135
AppDoesMail, 135
AppDoesPabs, 135
AppendSMTPAddressToContactsDisplayName, 47, 130
AppointmentForms, 83, 148
AppointmentLocationSource, 84
ArchiveDesignClass, 84, 148
ArchiveDest, 66, 135
ArchiveDestServerArchive, 67
ArchiveDir, 84

ArchiveErrors, 135
ArchiveReplicaDir, 84
ArchiveReplicaServer, 85
ArchiveResolveAttendees, 47, 130
ArchiveWarnings, 135
AskArchiveDest, 67
AskFilter, 67, 135
AskPABDest, 67
AskServerMailDest, 67
ATGenerated, 68
AttachmentFilteredbySizeMsg, 68, 135
AttachmentLostDueToEncryptionMsg, 68, 136
AttachSize, 64, 133
Attr#, 19
Attribute, 19
AuthMechanismType, 47
auto-set parameters, 9

B

BodyLostDueToEncryptionMsg, 68, 136

C

C, 39, 128
CalendarViaConnector, 40
CalMaxRecurrenceFix, 47, 130
CanAddGroupMembers, 19
CanDeleteGroupMembers, 19
CentralLogDir, 69
CentralLogLevel, 69
ClientAccessServer, 48
CmnExcludeFromDirSync, 20
Code, 165
CompressLogFile, 69, 136
ContactDisplayNameFormat, 69, 136
ContactFilter, 20
ContactsName, 70, 137
Count, 34, 38, 116, 119, 122
CountIntentionallySkippedItems, 85, 148
CreateFwdAddrInAD, 85
CreateGroupDelay, 20
CreateMailbox, 48
CreateMailboxDelay, 20
CreateTsvForSkippedDuplicates, 41

CurArchiveDir, 137
CurMailFileDir, 137
custom folder mapping, 14
CustomAttr#, 85

D

data types, 9
DateFilterUsingFormula, 86, 149
DeclineFolderCheck, 70
DeleteAutocompleteMessages, 48
DeleteMailDomain, 86
DirSyncEnableRemoteMailbox, 49
DisableDirsync, 86
DisableNotesForeignDirSync, 86
DisableNotesUsersAfterMigration, 87
DisplayLanguage, 137
DocLinksDefaultServer, 87, 149
DocLinksFastLookupOnly, 87, 149
DocLinksHttpPort, 87, 149
DoMailRouting, 70
Domain, 21
DomainController, 21
DominoDomain, 87
DoNotesMailRouting, 88
DoNotResolveNonNetworkAttendee, 88
DoNotUseAutodiscover, 49
DoRmvForwarding, 49, 88
DoSetCalDomain, 88
DoSetForwarding, 49, 88
DoSetMailDomain, 89
DoSetMailSystem, 89
DoSetNotesFormatPreference, 89
DoShowRmvForwarding, 50, 89
DoShowSetForwarding, 50, 90
DoSourceAdmin, 70
DoTargetAction, 70
DoVisibility, 90
doX500Proxy, 21

E

ElevateCalendarAuthorACLtoEditor, 90, 149
EmailAddressPolicyEnabled, 50
EnableRemoteMailboxArchive, 51
EnableUsers, 21
EncryptedItemCategory, 51
EncryptedMailOnly, 91, 150
EncryptedPstFileName, 137
EndUserDir, 70
EndUserStatsDir, 71, 138
Error#, 43, 129
ExcalconServer, 91

ExtractEmbeddedImages, 51, 131

F

FileAsFormat, 71, 138
Filter, 35, 160
Filter#, 38, 66, 119, 123, 134
FindArchivesBy, 91
FindMailFilesBy, 92
FindMethod, 21
FindPABsBy, 92
Finished, 161
FirstCalDate, 64, 133
FirstDate, 65, 133
FirstMailDate, 65, 133
FixRtfExtraQuestionMark, 92, 150
ForceAddrBook, 138
ForceAddrBooks, 138
ForceAddress, 22
ForceFolderName, 166
ForceOldNxRTFdll, 92, 150
ForwardingAddress, 51, 93
ForwardingDomain, 51, 93
ForwardingMethod, 71
FreeBusyDays, 51, 131
FwdAddrDelim, 52, 93
FwdAttrField, 52, 93
FwdCalDomain, 94
FwdMailDomain, 94

G

GenerateAliases, 41
GrantResourceOwnerFullAccess, 52
GroupContactsContainer, 22
GroupFilter, 22
GroupManagerCanUpdateMembershipList, 22
GroupsContainer, 23
GroupsSearchFilter, 23
GroupType, 23
GUI-set parameters, 9

H

H, 39, 128
HomeMailboxStore, 24
HomeServer, 24
Host, 24, 32
HostedDomain, 53
HTMLdoclinks, 71, 139

I

IdleConnectionTimeoutSeconds, 118
IgnoreACLs, 94, 151

IgnoreForms, 94, 151
IncludeFoldersAndViews, 81, 147
IncludeServerMailFile, 139
IndexEntry, 44
Info, 165

J

JournalEntryMessageType, 95

K

KeepMailAddressDN, 41
KeyError, 139

L

language sections, 11
language TLAs for various locales, 16
LanguageCode, 72, 139
LastCalDate, 65, 133
LastDate, 65, 133
LastMailDate, 65, 134
LoadMethod, 24
LocalExchangeFederationServer, 53
LocateArchives, 95
LocateMailFiles, 95
LocateNew, 95
LocatePABs, 95
LogDir, 72, 140
Login, 161
LogLevel, 72, 140
LogSkippedAppointmentResponses, 73
LookupDisplayNames, 96

M

MailAndCalQueryFilter, 96
MailDesignClass, 96, 152
MailEnableAttempts, 25
MailEnableRetryWaitSeconds, 25
MailFileDir, 96
MailSystem, 97
MailViaConnector, 40
MakeDefault, 160
MapDefaultAcnToReviewer, 97, 151
MAPIErrorsToRetry, 53
MapPrivateAsPublic, 97, 152
MaxExceptionsPerMessage, 53
MaxFolderCache, 73, 140
MaxLargePstSize, 73, 140
MaxPowerShellConnections, 118
MaxPstSize, 73, 140
MBoxFromContact, 25
MemoForms, 98, 152

MergeAddressBookFolder, 73, 140
MergeAddressBooks, 74, 141
MergeContactAttribWins, 25
MergeContactIsAuthoritative, 26
MergeCrossCheckObjs, 26
MergeFindbySMTP, 26
MergeGrpMembership, 26
MergeMultiValuedProperties, 117
MergeReqImportedFrom, 27
MergeReqProxyAddress, 27
MergeSyncObjRequired, 27
MergeX500, 31
MessageRetryCount, 54
MessageRetryWait, 54
MigForwarding, 74
Migrate, 74
MigrateAppointmentResponses, 98, 153
MigrateArchives, 74, 141
MigrateCalData, 35, 120, 126, 162
MigrateConflictDocs, 98, 153
MigrateDBDirectReservations, 98
MigrateDeletedItemsToOtherFolders, 54
MigrateEmptyFolders, 99, 153
MigrateEncryptedMessages, 36, 120, 127, 162
MigrateMailData, 121, 127, 163
MigrateMailInDBOwner, 54
MigrateMailUsingServer, 99
MigrateMeetingFYIAsResource, 55, 131
MigrateOrphanedDocs, 99, 153
MigratePAB, 74, 141
MigrateRecentContacts, 75, 141
MigrateRecurringBeforeRange, 75, 141
MigrateReservationsAlways, 99, 153
MigrateResourceDelegation, 55
MigrateServerMail, 75, 141
MigrateTaskData, 36, 121, 127, 163
MigrateTrashFolder, 37, 121, 127, 163
MigrateViews, 37, 121, 128, 163
MigrateWhat, 161
MimeIgnoreBoundryWhitespace, 100, 153
MinSpace, 75
MsgRequireAnyFeature, 75

N

NAB#, 100
NABCount, 100
NabReaderGroup, 101
NeedLoginInfo, 101
NoServer, 55
NoSummary, 42
NotesFieldName, 117
NotesFormatPreference, 101

NotesIniPath, 101, 154
NotesPreferredNAB, 102
NoticeForms, 102, 154

O

O365AccountSkuld, 55
O365DirsyncPreserveADAttrMail, 56
O365UsageLocation, 56
Offline, 102
OOF, 122, 164
OpenFlags, 27, 32
OrphanedDocsFolder, 102, 154
OverridePabInternetAddress, 102
OwnerByACL, 103

P

P, 39, 129
PABDesignClass, 103, 154
PABDest, 76, 141
PABDestServerArchive, 76
PabDir, 103
PabGroupForms, 103, 154
PabPersonForms, 104, 154
PabQueryFilter, 104
PABReplicaDir, 104
PABReplicaServer, 104
PabReplicatorFrom, 104
PabReplicatorSubject, 105
PabReplicatorTargetDir, 105
PabReplicatorTargetServer, 105
PabReplicatorTemplate, 105
PABRequiredAttrs, 105, 155
PabsInMailFile, 105
parameter defaults, 9
parameter format and structure, 8
parameter scope
 Global Defaults vs. Task Parameters, 8
parameter value data types, 9
Password, 28, 32, 106, 155
PC, 39, 129
PersonDoc#, 117
PostLogs, 76, 142
PrependSmtpAddressToUserName, 106
ProcessContactInternetAddress, 106
ProcessWMFImages, 106
Profile, 161
program parameters, editing, 10
Progress, 161
PropagationDelay, 119
ProvisionUsers, 28
ProxyAccessType, 76

ProxyAuthMechanismType, 76
ProxyPassword, 76
ProxyUserName, 76
PSRetryAttempts, 28
PSRetryWait, 28
PstDir, 161
PstDirErrList, 77
PstDirMode, 115
PstFileName, 56
PstRootDir, 116
PublicDelegates, 77
PurgePABS, 56, 131

Q

QuotaMode, 107
QuoteNonAsciiCharsInRTF, 155

R

RecentContactsFolder, 77, 142
RemigrateMode, 57, 131
RemoteMailboxRoutingAddressDomain, 57
RemoveSrcAddresses, 29
ReportErrors, 142
reportMofN, 142
reportPct, 142
RequireSenderAuthentication, 57
ReservationForms, 107, 155
ResetMigAppWorkItems, 77
ResetO365Passwords, 57
RewriteRTF, 58, 132
RPCAdminMapiProfile, 58
RPCProxyServerCertificationURL, 58
RPCProxyServerURL, 58
RPCUseAdminMapiProfile, 59
RPCUseAuthType, 59
RPCUseFastHTTP, 59
RPCUseHTTP, 59
RPCUseProxyCertification, 60
RPCUseSlowHTTP, 60
RPCUseSSL, 60
RunAsService, 78

S

scratch parameters, 9
SearchBase, 29
SelectAddrBook, 161
SelectArchive, 162
SelectedAddrBook#, 142
SelectedArchive#, 143
SelectedMailFile, 143
SelectedProfile, 143

- SelectedPstDir, 144
- SelectMailFile, 162
- SenderDN, 114
- SenderSMTP, 114
- SendMailToSource, 114
- SendMailToTarget, 114
- SendStatus, 144
- Server, 61, 107, 155
- ServerMailDest, 78, 144
- ServerMailDestServerArchive, 78
- ServerMailErrors, 144
- ServerMailResolveAttendees, 61, 132
- ServerMailWarnings, 144
- SetManagedByToUserForest, 61
- SetPersonDocCustom, 107
- SetRecipPolicy, 29
- SetRecipPolicyForGroups, 29
- SetResourceMeetingSubjectToOrganizerName, 61
- SetResourceToAutoAccept, 62
- SetUserAccountControl, 30
- SharePointServerName, 78, 144
- ShowFirst, 160
- ShowSetMailDomain, 79
- ShowSSDMErrorsLogButton, 144
- SkipCatalogSearch, 42
- SkipCompletedTasks, 107, 155
- SkipConflictDocs, 108
- SkipEntireEncryptedMessage, 37, 122, 128, 164
- SkipGroupMembers, 42
- SkipInternetHeaders, 108, 156
- SkipNotes, 108, 156
- SkipOutOfRangeExceptions, 79, 145
- SMTPForwardingAddress, 108
- SMTPTranslationTable, 79, 145
- SourceAdminDirSync, 109
- SourceFolderCategory, 116
- SourceSubject, 114
- SourceTemplate, 115
- SQLColumn, 30
- SQLCredentials, 79
- StandardAndUserFoldersOnly, 109, 156
- StationeryFolder, 109, 157
- StationeryForms, 110, 157
- Summary, 162

T

- T, 39, 129
- TargetAddressDomain, 62
- TargetSubject, 115
- TargetTemplate, 115
- TargetType, 62
- TargetTypeTested, 62

- TaskForms, 110, 157
- TaskNoticeForms, 110, 157
- Text, 165
- ThreadCnt, 80
- TimeZoneInfo section, 123, 165
- TimeZoneNames section, 124, 166
- Titles section, 125
- TLAs for various locales, 16
- TotalErrors, 145
- TotalSelAddrBooks, 145
- TotalSelArchives, 145
- TotalSelMailFiles, 146
- TotalWarnings, 146
- transient "scratch" parameters, 9

U

- UpdateAddressList, 62
- UpdateEmailAddressPolicy, 63
- UpdateFreeBusy, 63
- UpdateHtmlWithMissingCharset, 63, 132
- UpdateMode, 110
- UpdateRtfFonts, 111, 157
- UseAppNxrtfDLL, 157
- UseCanonicalForwardingServerName, 111
- UseFilteredAttachmentMsg, 80, 146
- UseFilteredBodyMsg, 80, 146
- UseIMAPFlags, 111, 158
- UseLargePsts, 80, 147
- UseLegacyMeetingParentHeuristic, 111, 158
- UseMailFileOnly, 158
- UseMailFileOwner, 111
- UseNotes, 112
- UseO365Domain, 64
- UsePseudoRoot, 37
- UsePstFileName, 64
- User section, 125
- UserAccountControl, 30
- UserCancelled, 147
- UserContainer, 30
- UserErrList, 80
- UserFilter, 31, 32
- UserFolderPrefix, 112, 158
- UserID, 33
- Userid, 31
- UseridFile, 112, 158
- UIViewPrefix, 112, 159
- UseSeparatePSTS, 81, 147
- UseThrottle, 164
- UseUserForest, 33
- UsingActiveMail, 40

V

V, 40, 129

ValidateDatabasePermissions, 112

ViewAndFolderFlagPattern, 113, 159

ViewEntireForest, 64

VisibilityMode, 113

W

WatchdogMinutes, 81

WebServiceUrl, 164

Welcome, 162

WorkerRestartDelaySeconds, 81

WriteFailedMessageListClass, 113, 159

WriteFailedMessageListToThisMbxFolder, 113, 159

WriteToBulkDirectory, 42