

Quest Code Tester for Oracle 3.1

Release Notes

5/31/2017

These release notes provide information about the Quest Code Tester for Oracle release.

- About Code Tester 3.1
- New features
- Enhancements
- Resolved issues
- Known issues
 - Code Evolution known issue
 - General known issues
- System requirements
 - Hardware requirements
 - Database requirements
 - Network
 - Virtualization support
- Product licensing
- Getting started with Code Tester 3.1
 - Upgrade and installation instructions
 - Additional resources
- Globalization
- About us
 - Contacting Quest
 - Technical support resources

About Code Tester 3.1

Code Tester for Oracle is a tool to help you test Oracle® code, written in the PL/SQL language. Code testing is generally acknowledged to be one of the biggest challenges and disappointments in the world of software.

We all know we should test our code. More than that, we all want to test our code, but there are many challenges to implementing a strong regression test of our code.

These challenges include having to write a large volume of test code, keeping that test code in synch with our application code as it changes, verifying the results of running our tests, and more.

Code Tester for Oracle tackles these challenges by making it easy to define your tests, generate your test code, and run the tests, all within an easy-to-use graphical interface.

The bottom line with Code Tester: you don't write test code. You describe your tests, and the tool then generates the test code (as a PL/SQL package) that implements your test definition.

Code Tester 3.1 is a minor release, with enhanced features and functionality.

New features

A Team Coding feature was added to this release. Team Coding enables you to version your suites, test definitions, and test cases and store them in a version control system (VCS). To set up Team Coding, follow these basic steps:

1. **Install a Team Coding repository:** A Team Coding repository must be installed from Toad for Oracle on a local repository. Repositories on Toad Intelligence Central (TIC) are not supported.
2. **Configure Team Coding:** A Toad for Oracle Team Coding Administrator must configure Code Tester Team Coding before users can work with it. To configure Team Coding, select **Database | Team Coding | Configuration**. The configuration involves:
 - *Configure team settings:* Select **Team Settings** from the navigation pane of the configuration window. Here, you select and configure the Version Control System (VCS) and set basic parameters for its use. These settings apply to all team members, regardless of their local settings (on the **User Settings** page).
 - *Configure Team Projects:* Select **Team Projects** from the navigation pane of the configuration window. At least one Team Project must exist for users to work with Team Coding. Name the project, select the version control system, and then select the test objects that you want to control in this team project.
 - *Configure user settings:* On the **User Settings** page, each user can set his or her own local settings if not set globally in the team settings.

The Team Coding implementation in Code Tester is similar to the one in Toad for Oracle, with the exception that Code Tester does not provide logging or compile options. For more information about using Team Coding, see the Toad for Oracle online help.

Enhancements

The following is a list of enhancements implemented in Code Tester 3.1.

Enhancement	Issue ID
Expanded the capabilities of the Code Evolution module: <ul style="list-style-type: none">• Code Tester tries whenever possible to keep values of inputs and outcomes when their data types are changed.• The Code Evolution module now can analyze not only the evolution of the data type itself but its dependencies too.	CTO-33, CTO-34
Added the ability to import Unit Tests from Quest SQL Developer.	CTO-403
Added the SQL Developer import functionality into the command line application.	CTO-426
Added LDAP support.	CTO-401
Standard messages are now shown with a simple dialog rather than in the exception handler.	CTO-282

Resolved issues

Resolved issue	Issue ID
Further improvements in Keep input and outcome values when Code Evolution modifies a test definition.	CTO-217
Code Evolution with column type involved	CTO-288
Test Builder should be able to be reconnected when Code Tester loses connection to Oracle.	CTO-16
Unable to create test when the test program has a huge code	CTO-440
Edit unit cases error after using Code Evolution	CTO-242
Req_15: Increased Size Limit for VARCHAR2,NVARCHAR2, and RAW Data Types	CTO-225
Further improvements in Keep input and outcome values when Code Evolution modifies a test definition.	CTO-217

Known issues

The following is a list of issues, including those attributed to third-party products, known to exist at the time of release.

Code Evolution known issue

Please read before using this module

The Code Evolution module of Code Tester can determine what changes were made in a tested program and adjust the test definitions according to these changes. This version of Code Evolution can handle various kinds of changes in a tested program; however, testing has shown that the current design is not optimal in use cases where the data types of arguments are changed.

In particular, this issue affects changes to complex data types (records, object types, collections and their combinations). Although Code Evolution can determine that a data type was changed, it does not repair or change the test definition. Rather, it removes the test elements associated with the changed data types, and then creates new test elements with the revised data types. As a result, all inputs and outcomes based on the changed data type are removed and must be recreated by the Code Tester user. In cases where the data types are very complex, this rebuilding can require significant work.

The Code Tester team is working on enhancements that will preserve input and outcome values when data types are modified.

General known issues

Known issue	Issue ID
When testing cursor variables, the outcome of <SYS_REFCURSOR>=<SYS_REFCURSOR> type fails. However, these outcomes can be replaced with <SYS_REFCURSOR>=<QUERY>, where the expected query uses the same SELECT statement as the expected cursor variable as <SYS_REFCURSOR>=<SYS_REFCURSOR>.	N/A
Code Tester for Oracle does not support Extended SQL Data Types introduced in Oracle 12c (VARCHAR2, NVARCHAR2, and RAW Data Types).	N/A
Very large scripts in the customization section of a test can result in poor UI performance.	N/A
Unicode type schemas: Code Tester is not able to connect to Oracle schemas with Unicode symbols in their names.	N/A

Known issue	Issue ID
CHAR Arguments: Handling of CHAR (fixed length) arguments not correct when the argument is defined as %TYPE against a column.	49010
Results Viewer: Attributes are not displayed in Results Viewer for "IN argument values". The values of type OBJECT do display.	N/A
The default value for parameters of object type methods are not visible inside Code Tester. You must explicitly type in the default value if you want to test that option.	N/A
Cannot run a test definition when locked by another user: After a test definition is run, its "last run status" is updated. This cannot be done if the test definition has been locked by another user (say, to edit the test definition in some way). So if you try to run a locked test definition, Code Tester will stop you.	N/A
If you argument name contains a single quote, as in "in_arg_with", the code that Code Tester generates will be invalid. You will need to change your argument name in this case.	N/A
Cannot request default value for IN argument of object type method: In 1.9 and higher, you can now request that Code Tester not pass a value for any IN arguments that have a default value (thereby using the default value instead). This feature is only available for procedures and functions defined in packages or at the schema level. It is not supported for methods of object types.	N/A
If you enter the four letters "null" as the literal value for an input or outcome expected value, Code Tester will record that value as a NULL, rather than a string of four letters. This will happen for any case variation of these four letters, such as "Null" and "NULL". If you need to pass a literal string consisting of these four letters, specify it as an expression and surround the string in single quotes.	N/A
If you use the Generate Outcomes wizard and a calculated value is NULL, it will by default be displayed as a string "{null}", and this will be saved into the outcome as the expected value. You will need to manually change this string to a real NULL value before running your test to get a correct result.	N/A
ALTER SESSION commands in your code could cause errors: If you include statements like those shown below in your programs: EXECUTE IMMEDIATE 'ALTER SESSION SET NLS_SORT=BINARY_CI'; EXECUTE IMMEDIATE 'ALTER SESSION SET NLS_COMP=LINGUISTIC'; Then you will get runtime errors when you try to run your test.	N/A
If your test definitions contains outcomes for expressions or single value queries, then after importing you may get compile errors in your test code the first time you try to run the test. Errors will look like this: PLS-00103: Encountered the symbol ";" and the test code will contains lines of code like: l_fp_value ; (the datatype of the declaration is missing). In this case, simply open your test definition in Test Builder and immediately run your test. It should then compile without errors. After doing this, export your test definition and it should work properly after that point.	N/A
When you specify the name of the table for a table outcome (for example: "Is a table empty?" or "Is this table equal to another table?"), you may not include any	N/A

Known issue	Issue ID
kind of comment next to the table name. Examples of invalid specifications of tables: EMPLOYEES /* employee table */ or EMPLOYEES – employees table.	
If you test the contents of a query that contains unnamed expressions (that is, it is an expression rather than simply a column name and you do not provide a column alias), then that expression may not: contain a single quote, be equal to SYSDATE, or be equal to USER. Examples that will cause problems: SELECT name 'abc', SELECT SYSDATE, SELECT USER. This is due to idiosyncratic behavior in the Oracle parser.	N/A
When you import a single test definition, Code Tester will warn you if it cannot find the program that this test definition purports to test. When you import a suite, this same warning will not be shown if one or more of the test definitions in the suite reference a program that cannot be found.	N/A
Random number generation fails on Oracle 9i: You will be unable to define test cases that rely on random number generation in Oracle 9i. Limited support by Oracle for table function execution in SQL queries causes errors.	N/A
You cannot test a query directly. Instead, you will need to create a procedure that is, in essence, a "dummy" driver. Create a test definition for that procedure, then define an outcome for that query.	N/A
You cannot test a trigger directly. Instead, you will need to create and/or run a procedure that performs the DML operation necessary to fire the trigger. You then create outcomes to verify the changes made by the trigger.	N/A
When you import a suite, it deletes any existing suite with the same name, even if it is actually a different suite owned by a different user.	N/A
When you uninstall a Code Tester repository, public synonyms are dropped, even if those synonyms are not owned by the schema from which you are uninstalling the repository. In this case, you will need to re-create the public synonyms.	N/A
You cannot test the contents of a table or query with column named COLUMN_NAME. It must be renamed via the query's SELECT column alias.	N/A
Query strings of more than 32k are not supported.	N/A
New dataset comparison logic does not work with a query that contains expressions that are not given column aliases.	N/A
When you enter a SELECT statement for a query, that query must not have any leading comments, nor should it start with OPEN FOR. It also should not have a terminating semi-colon. If you include such text, you may see compile errors in the generated test code or your query may be interpreted as a table name.	N/A
Testing contents of tables with non-scalar columns: Code Tester does not perform dataset comparison checks for tables with CLOB columns and other complex datatypes. Instead, Code Tester will automatically ignore any columns of these types that cannot be used in the comparisons.	N/A
When testing the contents of cursor variables with very large numbers of rows, you may receive a "ORA-04030: out of process memory" error. This occurs because Code Tester uses nested tables to cache the cursor variable result set. You will need to reduce the number of rows analyzed in your test to avoid this issue.	N/A
Test data values (values in Test Data Groups) cannot have more than 32,512 characters in them. While PL/SQL officially supports variable length strings of up to 32K (32767) characters, when using dynamic SQL the limit is reduced to 32,512. When working with Test Data Groups, Code Tester applies those values	N/A

Known issue	Issue ID
using dynamic SQL, thus hitting the lower limit.	
Code Tester performs some basic analysis to determine if you have sufficient tablespace available to install the product. This calculation is not always accurate, however, you may run out of space. The installer will notify you that the installation fails, but it will not report specifically on this error. If you have an install error, please check the qu_install.log file for tablespace errors. If present, you will need to install into a different tablespace or ask your DBA for more space.	N/A
When you export a test definition, you can specify that you want the export owner set to the owner to which the test will be imported. This step will remove most but not necessarily all of the schema names in the test definition. Some may still be prefixed on packaged types, such as collection types and record types. This will cause compile errors on the test code. Solution: go into your test definition and change/remove those schema names, or edit the export file directly.	N/A
You may not enter sub-second values in your timestamp literal value. Code Tester only supports time specifications down to the nearest second. You can, however, specify sub-seconds using expressions (like TO_TIMESTAMP function, for example).	N/A
When enabling DBMS profiling with customization and then running a test, you may encounter an ORA-03114: not connected to ORACLE message or an ORA-03113: end of file on communication channel error message and find that they have been disconnected from the database. This is an Oracle bug in the profiler logic and occurs inconsistently.	N/A
When testing cursor variables, the outcome of <SYS_REFCURSOR>=<SYS_REFCURSOR> type always fails. However, these outcomes can be easily replaced with <SYS_REFCURSOR>=<QUERY> where the expected query uses the same SELECT statement as the expected cursor variable.	N/A

System requirements

Before installing this version of Code Tester, ensure that your system meets the following minimum hardware and software requirements.

Hardware requirements

Requirement	Details
Memory	<ul style="list-style-type: none">• 32-bit: 1 GB RAM• 64-bit: 2 GB RAM <p>NOTE: The memory required may vary based on the following:</p> <ul style="list-style-type: none">• Applications that are running on your system• Size and complexity of the database• Amount of database activity• Number of concurrent users accessing the database
Hard disk space	<ul style="list-style-type: none">• 32-bit: 120 MB• 64-bit: 150 MB
Operating system	<ul style="list-style-type: none">• Windows Vista (32-bit and 64-bit)• Windows Server 2008 (32-bit and 64-bit) - 2 CPU required• Windows Server 2008 R2 (64-bit) - 2 CPU required• Windows 7 (32-bit and 64-bit)• Windows 8 and 8.1 (32-bit and 64-bit)• Windows Server 2012 (32-bit and 64-bit) - 2 CPU required• Windows Server 2012 R1 and R2 (64-bit) - 2 CPU required• Windows 10

Database requirements

Table 1: Database requirements

Requirement	Details
Database client	<p>An Oracle client must be installed and configured on the system where you are running Code Tester. The following are supported:</p> <ul style="list-style-type: none">• Oracle Client or Instant Client 10.2.0.5• Oracle Client or Instant Client 11.2.0.1/11.2.0.3• Oracle Client or Instant Client 12c Release 1 and 2 <p>NOTE: You must use the 32-bit version of Code Tester with the 32-bit Oracle client, and the 64-bit version of Code Tester with the 64-bit Oracle client.</p>
Database server	<p>Oracle versions:</p> <ul style="list-style-type: none">• 10g, 10g R2• 11g, 11g R2• 12c <p>Exadata:</p> <p>Code Tester has been tested on Oracle Exadata 2.0 running Oracle database 11g R2.</p> <p>IMPORTANT: It is recommended that your client version be of the same release (or later) as your database server. This is an Oracle recommendation to prevent performance issues.</p>
Cloud database server	Oracle Database as a Service on Amazon EC2 and Oracle Cloud.
Database privileges	<p>The schema in which you install Code Tester must have these privileges:</p> <p>CREATE PROCEDURE CREATE SEQUENCE CREATE SESSION CREATE SYNONYM CREATE TABLE CREATE TRIGGER CREATE VIEW CREATE TYPE</p>

i **NOTE:**

- Code Tester will create a schema with the necessary privileges as part of the installation process, when the create new user and install into new user schema option is selected on Step 2 of the Repository Wizard.

Requirement

Details

- We recommend that you install Code Tester into its own schema, and create public synonyms so that all developers will be able to use Code Tester and share their test definitions. This will also help you keep application code distinct from the Code Tester code base. To do this, your schema must also have CREATE and DROP PUBLIC SYNONYM privileges.
- The Code Tester repository schema and any schema executing a test require the execute privilege on the DBMS_RANDOM package.

Network

Internet Protocol Version 6 (IPv6) is being adopted by the US Federal Government and industries around the world. In its most basic format, the new protocol uses 128-bit addresses instead of 32-bit addresses, which are used by the current IPv4 to route packets over the Internet. Code Tester for Oracle features, such as FTP, access the Internet through third-party vendors that are IPv6 compliant, such as /nSoftware's IP*Works.

Virtualization support

Before installing Code Tester for Oracle, review the following for virtualization support:

- Code Tester for Oracle has been tested with vWorkspace 7.0.
- Code Tester for Oracle has been tested for Citrix XenApp 5.0 support on Windows Server 2003 (Service Pack 2) using the MetaFrame Presentation Server 4.0 and Citrix Presentation Server Clients 10.2.
- Oracle VM 3.1.1 running on Windows Server 2008 R2 with Oracle 11g R2.

i | **NOTE:** Code Tester may work in virtualization environments other than the ones in which it was tested.

Product licensing

To activate a trial license

1. Launch the product.
2. Open the Licensing dialog: **Help | Licensing**.
3. Click **Modify** and enter the new license key and site message.

To activate a purchased commercial license

1. Launch the product.
2. Open the Licensing dialog: **Help | Licensing**.
3. Click **Modify** and enter the new license key and site message.

Getting started with Code Tester 3.1

See the online help for topics that will help you begin using Code Tester for Oracle.

Upgrade and installation instructions

Refer to Code Tester for Oracle Installation and Configuration Guide for installation instructions.

Additional resources

Additional information is available on Toad World <http://www.toadworld.com/products/code-tester/default.aspx>.

Globalization

This section contains information about installing and operating this product in non-English configurations, such as those needed by customers outside of North America. This section does not replace the materials about supported platforms and configurations found elsewhere in the product documentation.

This release is Unicode-enabled and supports any character set. In this release, all product components should be configured to use the same or compatible character encodings and should be installed to use the same locale and regional options. This release is targeted to support operations in the following regions: North America, Western Europe and Latin America, Central and Eastern Europe, Far-East Asia, Japan.

About us

We are more than just a name

We are on a quest to make your information technology work harder for you. That is why we build community-driven software solutions that help you spend less time on IT administration and more time on business innovation. We help you modernize your data center, get you to the cloud quicker and provide the expertise, security and accessibility you need to grow your data-driven business. Combined with Quest's invitation to the global community to be a part of its innovation, and our firm commitment to ensuring customer satisfaction, we continue to deliver solutions that have a real impact on our customers today and leave a legacy we are proud of. We are challenging the status quo by transforming into a new software company. And as your partner, we work tirelessly to make sure your information technology is designed for you and by you. This is our mission, and we are in this together. Welcome to a new Quest. You are invited to Join the Innovation.

Our brand, our vision. Together.

Our logo reflects our story: innovation, community and support. An important part of this story begins with the letter Q. It is a perfect circle, representing our commitment to technological precision and strength. The space in the Q itself symbolizes our need to add the missing piece — you — to the community, to the new Quest.

Contacting Quest

For sales or other inquiries, visit <https://www.quest.com/company/contact-us.aspx> or call +1 949 754-8000.

Technical support resources

Technical support is available to Quest customers with a valid maintenance contract and customers who have trial versions. You can access the Quest Support Portal at <https://support.quest.com>.

The Support Portal provides self-help tools you can use to solve problems quickly and independently, 24 hours a day, 365 days a year. The Support Portal enables you to:

- Submit and manage a Service Request
- View Knowledge Base articles
- Sign up for product notifications
- Download software and technical documentation
- View how-to-videos

- Engage in community discussions
- Chat with support engineers online
- View services to assist you with your product

Copyright 2017 Quest Software Inc. ALL RIGHTS RESERVED.

This guide contains proprietary information protected by copyright. The software described in this guide is furnished under a software license or nondisclosure agreement. This software may be used or copied only in accordance with the terms of the applicable agreement. No part of this guide may be reproduced or transmitted in any form or by any means, electronic or mechanical, including photocopying and recording for any purpose other than the purchaser's personal use without the written permission of Quest Software Inc.

The information in this document is provided in connection with Quest Software products. No license, express or implied, by estoppel or otherwise, to any intellectual property right is granted by this document or in connection with the sale of Quest Software products. EXCEPT AS SET FORTH IN THE TERMS AND CONDITIONS AS SPECIFIED IN THE LICENSE AGREEMENT FOR THIS PRODUCT, QUEST SOFTWARE ASSUMES NO LIABILITY WHATSOEVER AND DISCLAIMS ANY EXPRESS, IMPLIED OR STATUTORY WARRANTY RELATING TO ITS PRODUCTS INCLUDING, BUT NOT LIMITED TO, THE IMPLIED WARRANTY OF MERCHANTABILITY, FITNESS FOR A PARTICULAR PURPOSE, OR NON-INFRINGEMENT. IN NO EVENT SHALL QUEST SOFTWARE BE LIABLE FOR ANY DIRECT, INDIRECT, CONSEQUENTIAL, PUNITIVE, SPECIAL OR INCIDENTAL DAMAGES (INCLUDING, WITHOUT LIMITATION, DAMAGES FOR LOSS OF PROFITS, BUSINESS INTERRUPTION OR LOSS OF INFORMATION) ARISING OUT OF THE USE OR INABILITY TO USE THIS DOCUMENT, EVEN IF QUEST SOFTWARE HAS BEEN ADVISED OF THE POSSIBILITY OF SUCH DAMAGES. Quest Software makes no representations or warranties with respect to the accuracy or completeness of the contents of this document and reserves the right to make changes to specifications and product descriptions at any time without notice. Quest Software does not make any commitment to update the information contained in this document.

If you have any questions regarding your potential use of this material, contact:

Quest Software Inc.

Attn: LEGAL Dept

4 Polaris Way

Aliso Viejo, CA 92656

Refer to our Web site (<https://www.quest.com>) for regional and international office information.




Patents

Quest Software is proud of our advanced technology. Patents and pending patents may apply to this product. For the most current information about applicable patents for this product, please visit our website at <https://www.quest.com/legal>.

Trademarks

Quest, and the Quest logo are trademarks and registered trademarks of Quest Software Inc. in the U.S.A. and other countries. For a complete list of Quest Software trademarks, please visit our website at <https://www.quest.com/legal>. All other trademarks, servicemarks, registered trademarks, and registered servicemarks are the property of their respective owners.

Legend

-  **WARNING:** A WARNING icon indicates a potential for property damage, personal injury, or death.
-  **CAUTION:** A CAUTION icon indicates potential damage to hardware or loss of data if instructions are not followed.
-  **IMPORTANT, NOTE, TIP, MOBILE, or VIDEO:** An information icon indicates supporting information.

Code Tester Release Notes

Updated - 5/31/2017

Version - 3.1