

SQL Optimizer for IBM® DB2® z/OS® 5.5.1

Release Notes

Friday, April 21, 2017

These release notes provide information about the SQL Optimizer release.

About SQL Optimizer for IBM® DB2® z/OS®

SQL Optimizer is a powerful extension to Toad for IBM® DB2®. It validates database code and fully automates the manual and time-intensive process of SQL optimization to generate SQL alternatives and locate the most efficient SQL statement. SQL Optimizer maximizes the performance of your SQL statements to ensure they are performing as fast as possible.

New in This Release

Updates to SQL Optimizer 5.5.1

SQL Optimizer for IBM DB2 z/OS 5.5.1 is a maintenance release with no new functionality.

Known Issues

Currently known issues in SQL Optimizer:

Feature	Resolved Issue	Defect ID
Installation	If SQL Optimizer was installed in earlier versions and subsequently version 5.5 is installed and then uninstalled, some 5.5 files are not removed automatically. Workaround: Uninstall earlier versions prior to SQL Optimizer 5.5 installation. or Remove any remaining 5.5 files.	SOFDZ-390
Installation	If SQL Optimizer 5.0.0 or 5.5.0 is installed, then SQL Optimizer 5.5.1 is installed side-by-side and then you uninstall one of them, Toad cannot find the correct installed version anymore. Workaround : Uninstall all versions of SQL Optimizer and then re-install the latest version.	SOFDZ-544

Third Party Known Issues

Currently known third party issues in SQL Optimizer:

Feature	Resolved Issue	Defect ID
Installation	SQL Optimizer may fail to launch for the first time after its installation if a previous version has been installed. This issue only happens with Windows Installer 4.5 environment. Workaround: Launch SQL Optimizer again. This issue only appears with the first time launch. Fix: Install Microsoft Patch 972397 .	SOFDZ-427

System requirements

Before installing SQL Optimizer, ensure your system meets the following minimum hardware and software requirements:

Platform	600 MHz minimum, 1 GHz recommended
Memory	512 MB of RAM minimum, 1 GB of RAM recommended Note: The memory required may vary based on the following: <ul style="list-style-type: none"> • Applications that are running on your system. • Size and complexity of the database. • Amount of database activity. • Number of concurrent users accessing the database

Hard Disk Space	150 MB hard disk space
Operating System	Windows Vista (32-bit and 64-bit) Windows Server 2008 (32-bit and 64-bit) Windows 7 (32-bit and 64-bit) Windows 8 (32-bit and 64-bit) Windows 8.1 (32-bit and 64-bit) Windows Server 2012 Windows Server 2012 R2 Windows 10 (32-bit and 64-bit) Windows Server 2016
.NET Framework	.NET Framework 4.0 Note: The .NET Framework Client Profile is not supported.
Database Server	DB2 for z/OS 9.5 or later
Additional Software	Internet Explorer 7.0 or later. Adobe Acrobat Reader 7.0 or later (for viewing the Installation Guide).

Virtualization support

Application Virtualization	Limited testing has been performed for Citrix XenApp 6.5 on Windows Server 2008 R2.
-----------------------------------	---

Note: SQL Optimizer for IBM® DB2® z/OS® may work in virtualization environments other than the ones in which it was tested.

Getting started with SQL Optimizer

Contents of the Release Package

Quest SQL Optimizer for IBM DB2 z/OS 5.5.1 release package contains the following products:

1. Quest SQL Optimizer for IBM DB2 z/OS 5.5.1
2. Product Documentation, including:
 - Install Guide
 - Release Notes
 - Help

Installation Instructions

Refer to the Installation Guide for installation instructions.

Additional resources

Get the latest product information, find helpful resources, and join a discussion with the SQL Optimizer for IBM® DB2® z/OS® team and other community members. Click [here](#) to join the SQL Optimizer for IBM® DB2® z/OS® community.

Globalization

This section contains information about installing and operating this product in non-English configurations, such as those needed by customers outside of North America. This section does not replace the materials about supported platforms and configurations found elsewhere in the product documentation.

This release is Unicode-enabled and supports any character set. It supports simultaneous operation with multilingual data. This release is targeted to support operations in the following regions: North America, Western Europe and Latin America, Central and Eastern Europe, Far-East Asia, Japan.

Product Licensing

To register the trial or production version

1. Select **Help | Licensing**.
2. Enter your Authorization key.
3. Enter your site message if you have a Production key.
4. Click **Apply**.

About us

We are more than just a name

We are on a quest to make your information technology work harder for you. That is why we build community-driven software solutions that help you spend less time on IT administration and more time on business innovation. We help you modernize your data center, get you to the cloud quicker and provide the expertise, security and accessibility you need to grow your data-driven business. Combined with Quest's invitation to the global community to be a part of its innovation, and our firm commitment to ensuring customer satisfaction, we continue to deliver solutions that have a real impact on our customers today and leave a legacy we are proud of. We are challenging the status quo by transforming into a new software company. And as your partner, we work tirelessly to make sure your information technology is designed for you and by you. This is our mission, and we are in this together. Welcome to a new Quest. You are invited to Join the Innovation.

Our brand, our vision. Together.

Our logo reflects our story: innovation, community and support. An important part of this story begins with the letter Q. It is a perfect circle, representing our commitment to technological precision and strength. The space in the Q itself symbolizes our need to add the missing piece — you — to the community, to the new Quest.

Contacting Quest

For sales or other inquiries, visit www.quest.com/company/contact-us.aspx or call +1 949 754-8000.

Technical support resources

Technical support is available to Quest customers with a valid maintenance contract and customers who have trial versions. You can access the Quest Support Portal at <https://support.quest.com>.

The Support Portal provides self-help tools you can use to solve problems quickly and independently, 24 hours a day, 365 days a year. The Support Portal enables you to:

- Submit and manage a Service Request
- View Knowledge Base articles
- Sign up for product notifications
- Download software and technical documentation
- View how-to-videos
- Engage in community discussions
- Chat with support engineers online
- View services to assist you with your product

Copyright 2017 Quest Software Inc. ALL RIGHTS RESERVED.

This guide contains proprietary information protected by copyright. The software described in this guide is furnished under a software license or nondisclosure agreement. This software may be used or copied only in accordance with the terms of the applicable agreement. No part of this guide may be reproduced or transmitted in any form or by any means, electronic or mechanical, including photocopying and recording for any purpose other than the purchaser's personal use without the written permission of Quest Software Inc.

The information in this document is provided in connection with Quest Software products. No license, express or implied, by estoppel or otherwise, to any intellectual property right is granted by this document or in connection with the sale of Quest Software products. EXCEPT AS SET FORTH IN THE TERMS AND CONDITIONS AS SPECIFIED IN THE LICENSE AGREEMENT FOR THIS PRODUCT, QUEST SOFTWARE ASSUMES NO LIABILITY WHATSOEVER AND DISCLAIMS ANY EXPRESS, IMPLIED OR STATUTORY WARRANTY RELATING TO ITS PRODUCTS INCLUDING, BUT NOT LIMITED TO, THE IMPLIED WARRANTY OF MERCHANTABILITY, FITNESS FOR A PARTICULAR PURPOSE, OR NON-INFRINGEMENT. IN NO EVENT SHALL QUEST SOFTWARE BE LIABLE FOR ANY DIRECT, INDIRECT, CONSEQUENTIAL, PUNITIVE, SPECIAL OR INCIDENTAL DAMAGES (INCLUDING, WITHOUT LIMITATION, DAMAGES FOR LOSS OF PROFITS, BUSINESS INTERRUPTION OR LOSS OF INFORMATION) ARISING OUT OF THE USE OR INABILITY TO USE THIS DOCUMENT, EVEN IF QUEST SOFTWARE HAS BEEN ADVISED OF THE POSSIBILITY OF SUCH DAMAGES. Quest Software makes no representations or warranties with respect to the accuracy or completeness of the contents of this document and reserves the right to make changes to specifications and product descriptions at any time without notice. Quest Software does not make any commitment to update the information contained in this document.

If you have any questions regarding your potential use of this material, contact:

Quest Software Inc.

Attn: LEGAL Dept

4 Polaris Way

Aliso Viejo, CA 92656

Refer to our Web site (www.quest.com) for regional and international office information.




Patents

Quest Software is proud of our advanced technology. Patents and pending patents may apply to this product. For the most current information about applicable patents for this product, please visit our website at www.quest.com/legal.

Trademarks

Quest, and the Quest logo are trademarks and registered trademarks of Quest Software Inc. in the U.S.A. and other countries. For a complete list of Quest Software trademarks, please visit our website at www.quest.com/legal. All other trademarks, servicemarks, registered trademarks, and registered servicemarks are the property of their respective owners.

Legend

-  **WARNING:** A WARNING icon indicates a potential for property damage, personal injury, or death.
-  **CAUTION:** A CAUTION icon indicates potential damage to hardware or loss of data if instructions are not followed.
-  **IMPORTANT, NOTE, TIP, MOBILE, or VIDEO:** An information icon indicates supporting information.

SQL Optimizer Release Notes
Updated - 21 Apr, 2017
Version - 5.5.1