

One Identity Manager 8.0

Extensions for Supporting SharePoint Online

The necessary database extensions for mapping a SharePoint Online system to the One Identity Manager database are in this SharePoint Online Module. The installation adds new tables and their associated relations. The SharePoint Online connector and a default project template are installed.

Advice for synchronizing SharePoint Online objects

Take the following into account when synchronizing SharePoint Online objects:

- The mapping for SharePoint Online objects is part of the SharePoint Online project template. SharePoint Online objects are synchronized using the SharePoint Online connector.
- You require an administrative user account of the associated Azure Active Directory organization.

NOTE: This user account must be entered as the site collection administrator in all the site collections to be managed. You do this in SharePoint Online.

To find the name of the Azure Active Directory organization

1. Log in to the Office 365 Admin Portal.
2. Select **Domains** in the menu under **Setup** category on the left-hand side.
3. The organization name is part of the domain name. For example:
"<organization name>.onmicrosoft.com".

User and password are login data of the Azure Active Directory organization administrator's user account. The user name is, in this case, the email address: <user name>@<organization name>.onmicrosoft.com.

- When you initially set up the system connection for SharePoint Online synchronization using the Synchronization Editor, the synchronization user must be one of the site collections administrators to be managed in SharePoint Online. This must also be an Azure Active Directory administrator.
- Synchronization must take place in the following order:
 1. Azure Active Directory.
 2. SharePoint Online.

Advice for mapping SharePoint Online objects

SharePoint Online objects are user accounts, groups, site collections, sites, roles and role assignments.

The SharePoint Online Module permits reading, adding, deleting and editing of SharePoint Online objects in the Manager as laid down in the following table.

Table 1: Methods available for editing objects types

Type	Read	Insert	Delete	Change
Tenant	Yes	No	No	No
Site collection	Yes	No	No	No
User account	Yes	Yes	Yes	Yes
Group	Yes	Yes	Yes	Yes
Site	Yes	No	No	Yes
Role	Yes	Yes	Yes	Yes
Role assignment	Yes	No	No	Yes

Possible error when synchronizing SharePoint Online

Problem

Synchronization of SharePoint Online quits while loading site collections.

Cause

The synchronization user is not entered as a SharePoint Online administrator in all the site collections being synchronized and has insufficient permissions to access these site collections. There is no default user in SharePoint Online.

Solution

Exclude any site collections that do not have a synchronization user or have a synchronization user that is not entered as an administrator in SharePoint Online.

To exclude site collections from the scope of a SharePoint Online synchronization project.

1. Open the Synchronization Editor.
2. Select the category **Configuration | Target systems**.
3. Select the **Scope** view.
4. Click **Edit scope**. A list of site collections appears on the right-hand side.
5. Select only those site collections in the list, whose synchronization user corresponds to the administrator in SharePoint Online.

About us

One Identity solutions eliminate the complexities and time-consuming processes often required to govern identities, manage privileged accounts and control access. Our solutions enhance business agility while addressing your IAM challenges with on-premises, cloud and hybrid environments.

Contacting us

For sales or other inquiries, visit <https://www.oneidentity.com/company/contact-us.aspx> or call +1-800-306-9329.

Technical support resources

Technical support is available to One Identity customers with a valid maintenance contract and customers who have trial versions. You can access the Support Portal at <https://support.oneidentity.com/>.

The Support Portal provides self-help tools you can use to solve problems quickly and independently, 24 hours a day, 365 days a year. The Support Portal enables you to:

- Submit and manage a Service Request
- View Knowledge Base articles
- Sign up for product notifications
- Download software and technical documentation
- View how-to-videos at www.YouTube.com/OneIdentity
- Engage in community discussions
- Chat with support engineers online
- View services to assist you with your product

Copyright 2018 One Identity LLC.

ALL RIGHTS RESERVED.

This guide contains proprietary information protected by copyright. The software described in this guide is furnished under a software license or nondisclosure agreement. This software may be used or copied only in accordance with the terms of the applicable agreement. No part of this guide may be reproduced or transmitted in any form or by any means, electronic or mechanical, including photocopying and recording for any purpose other than the purchaser's personal use without the written permission of One Identity LLC .

The information in this document is provided in connection with One Identity products. No license, express or implied, by estoppel or otherwise, to any intellectual property right is granted by this document or in connection with the sale of One Identity LLC products. EXCEPT AS SET FORTH IN THE TERMS AND CONDITIONS AS SPECIFIED IN THE LICENSE AGREEMENT FOR THIS PRODUCT, ONE IDENTITY ASSUMES NO LIABILITY WHATSOEVER AND DISCLAIMS ANY EXPRESS, IMPLIED OR STATUTORY WARRANTY RELATING TO ITS PRODUCTS INCLUDING, BUT NOT LIMITED TO, THE IMPLIED WARRANTY OF MERCHANTABILITY, FITNESS FOR A PARTICULAR PURPOSE, OR NON-INFRINGEMENT. IN NO EVENT SHALL ONE IDENTITY BE LIABLE FOR ANY DIRECT, INDIRECT, CONSEQUENTIAL, PUNITIVE, SPECIAL OR INCIDENTAL DAMAGES (INCLUDING, WITHOUT LIMITATION, DAMAGES FOR LOSS OF PROFITS, BUSINESS INTERRUPTION OR LOSS OF INFORMATION) ARISING OUT OF THE USE OR INABILITY TO USE THIS DOCUMENT, EVEN IF ONE IDENTITY HAVE BEEN ADVISED OF THE POSSIBILITY OF SUCH DAMAGES. One Identity make no representations or warranties with respect to the accuracy or completeness of the contents of this document and reserves the right to make changes to specifications and product descriptions at any time without notice. One Identity do not make any commitment to update the information contained in this document.

If you have any questions regarding your potential use of this material, contact:

One Identity LLC.
Attn: LEGAL Dept
4 Polaris Way
Aliso Viejo, CA 92656

Refer to our Web site (<http://www.OneIdentity.com>) for regional and international office information.




Patents

One Identity is proud of our advanced technology. Patents and pending patents may apply to this product. For the most current information about applicable patents for this product, please visit our website at <http://www.OneIdentity.com/legal/patents.aspx>.

Trademarks

One Identity and the One Identity logo are trademarks and registered trademarks of One Identity LLC. in the U.S.A. and other countries. For a complete list of One Identity trademarks, please visit our website at www.OneIdentity.com/legal. All other trademarks are the property of their respective owners.

Legend

-  **WARNING: A WARNING icon indicates a potential for property damage, personal injury, or death.**
-  **CAUTION: A CAUTION icon indicates potential damage to hardware or loss of data if instructions are not followed.**
-  **IMPORTANT, NOTE, TIP, MOBILE, or VIDEO: An information icon indicates supporting information.**

One Identity Manager Extensions for Supporting SharePoint Online
Updated - January 2018
Version - 8.0