

Toad™ for Oracle® 2017 Editions

Release Notes

Revised 5/26/2017

Contents

About Toad™ for Oracle® 2017 Editions	2
Product release notes	4
Installation	5
System requirements	6
Hardware requirements	6
Database requirements	7
Network	8
Additional requirements	8
Virtualization support	9
Windows Privileges	9
Product licensing	11
About us	12
Contacting Quest	12
Technical support resources	12

About Toad™ for Oracle® 2017 Editions

Each Edition in Toad™ for Oracle® 2017 Editions is packaged with additional products to expand your Oracle experience. The following editions are available.

Toad for Oracle Base Edition

- Toad™ for Oracle®
- Toad™ Data Modeler (free use)

Toad for Oracle Professional Edition

- Toad for Oracle® Professional
- Toad™ Data Modeler (free use)

Toad for Oracle Xpert Edition

- Toad for Oracle® Xpert
Includes all features in Base and Professional Editions
- SQL Optimizer for Oracle®

Toad for Oracle Developer Edition

- Toad for Oracle® Xpert
- Code Tester for Oracle®
- Benchmark Factory™ for Databases - Oracle® Edition

Toad for Oracle DBA Edition

- Toad for Oracle® Xpert
- DB Admin Module Add-on
- Spotlight™ on Oracle®
Includes Spotlight on Unix/Linux, Spotlight on Windows, and Spotlight on Oracle Data Guard
- Benchmark Factory™ for Databases - Oracle® Edition
- Toad Data Modeler

Toad for Oracle DBA RAC Edition

- Toad for Oracle® Xpert
- DB Admin Module Add-on
- Spotlight™ on Oracle® with RAC Option
Includes Spotlight on Unix/Linux, Spotlight on Windows, and Spotlight on Oracle Data Guard
- Benchmark Factory for Databases - Oracle® Edition
- Toad Data Modeler

Toad for Oracle DBA Exadata Edition

- Toad for Oracle® Xpert
- DB Admin Module Add-on
- Spotlight™ on Oracle® with RAC and Exadata Options
Includes Spotlight on Unix/Linux, Spotlight on Windows, and Spotlight on Oracle® Data Guard
- Benchmark Factory for Databases - Oracle® Edition
- Toad Data Modeler

NOTES:

- Knowledge Xpert has been moved to a free online wiki, <http://www.toadworld.com/platforms/oracle/default.aspx>. Toad components which use the desktop version of Knowledge Xpert have been updated to reference the online content.
- The DB Admin Module can be added to any Toad Edition.

Product release notes

Full release notes are available for the following products. Go to <https://support.quest.com/technical-documents> and then select the product from the list.

- Toad for Oracle
- SQL Optimizer for Oracle
- Code Tester for Oracle
- Benchmark Factory for Database
- Spotlight on Oracle
- Toad Data Modeler

Installation

You can install the software offered in the Toad™ for Oracle® 2017 Editions in one of the following ways:

- **Web-based installer:** Use the Toad™ for Oracle® 2017 Editions Web Installer to install any, or all, of the products of an Edition at once. This installer is a web-based thin client that determines the available products of an Edition based on a supplied license key, then downloads and installs the ones that you select. For more information, see the *Toad™ for Oracle® 2017 Editions Installation Guide* at <https://support.quest.com/technical-documents>.
- **Full installer:** Install any or all of the products of an Edition from a server in your organization by running the Toad™ for Oracle® 2017 Editions Full Installer. This installer contains all of the installation files for the products of an Edition. It supports administrators who need to provide installation programs from a central location to multiple users. For more information, see the *Toad™ for Oracle® 2017 Editions Installation Guide* at <https://support.quest.com/technical-documents>.
- **Read-only installation:** Install a Read-only version of Toad for Oracle. This version prevents the user from making any changes to the database, regardless of his or her actual Oracle privileges. See the *Toad for Oracle Installation Guide* at <https://support.quest.com/technical-documents>.
- **Standalone MSI:** Run a silent installation from the command line by running a standalone MSI installer file for a specific product in an Edition. A silent installation enables you to deploy Toad Editions products to multiple machines. To perform a silent installation of a product, see the documentation for that product at <https://support.quest.com/technical-documents>.

System requirements

This section contains the hardware, software, and privileges required to run Toad for Oracle and related products, as well as the database and virtual environments that Toad supports.

Hardware requirements

Requirement	Details
Processor	1 GHz processor (Spotlight requires 1.2 GHz processor)
Memory	<ul style="list-style-type: none">1 GB RAM - Toad for Oracle 32 bit2 GB RAM - Toad for Oracle 64 bit <p>Toad Data Modeler requires 512 MB but recommends 4 GB.</p> <p>NOTE: The memory required may vary based on the following:</p> <ul style="list-style-type: none">Applications that are running on your systemSize and complexity of the databaseAmount of database activityNumber of concurrent users accessing the database
Hard disk space	<p>By Toad Edition:</p> <ul style="list-style-type: none">800 MB - Toad for Oracle Base Edition530 MB - Toad for Oracle Professional Edition625 MB - Toad for Oracle Xpert Edition1 GB - Toad for Oracle Developer Edition2 GB - Toad for Oracle DBA Edition2 GB - Toad for Oracle DBA RAC Edition and Toad for Oracle DBA Exadata Edition <p>By product:</p> <ul style="list-style-type: none">120 MB - Toad for Oracle 32 bit150 MB - Toad for Oracle 64 bit120 MB - Benchmark Factory™ for Databases - Oracle Edition100 MB - Code Tester for Oracle®1GB - Spotlight™ on Oracle®180 MB - SQL Optimizer for Oracle® (32-bit)217 MB - SQL Optimizer for Oracle® (64-bit)200 MB (400 recommended) - Toad™ Data Modeler

Requirement	Details
Operating system	<ul style="list-style-type: none"> • Windows Vista (32-bit and 64-bit) • Windows Server 2008 (32-bit and 64-bit) - 2 CPU required • Windows Server 2008 R2 (64-bit) - 2 CPU required • Windows 7 (32-bit and 64-bit) • Windows 8 and 8.1 (32-bit and 64-bit) • Windows Server 2012 (32-bit and 64-bit) - 2 CPU required • Windows Server 2012 R1 and R2 (64-bit) - 2 CPU required • Windows 10

Database requirements

Requirement	Details
Database client	<p>An Oracle client must be installed and configured on the system where you are running Toad. The following are supported:</p> <ul style="list-style-type: none"> • Oracle Client or Instant Client 10.2.0.5 • Oracle Client or Instant Client 11.2.0.1/11.2.0.3 • Oracle Client or Instant Client 12c Release 1 and 2 <p>NOTE: You must use the 32-bit version of Toad with the 32-bit Oracle client, and the 64-bit version of Toad with the 64-bit Oracle client.</p>
Database server	<p>Oracle versions:</p> <ul style="list-style-type: none"> • 10g, 10g R2 • 11g, 11g R2 • 12c Release 1 and 2 <p>Exadata:</p> <p>Toad has been tested on Oracle Exadata 2.0 running Oracle database 11g R2.</p> <p>IMPORTANT: It is recommended that your client version be of the same release (or later) as your database server. This is an Oracle recommendation to prevent performance issues.</p> <p>Exceptions by product:</p> <ul style="list-style-type: none"> • Benchmark Factory requires 9i or later. • Code Tester requires 9.2.0.6 or later. • Spotlight requires 9.2.0.4 or later and SQL*Net 3.5 or later. • SQL Optimizer requires 8.1.7 or later. • Toad Data Modeler requires 9i or later.

Requirement	Details
Cloud database service	<p>Oracle Database as a Service on Amazon EC2 and Oracle Cloud</p> <p>Exceptions by product:</p> <ul style="list-style-type: none"> • Benchmark Factory has not been tested for Oracle Database as a Service on Amazon EC2. • Toad Data Modeler does not support Oracle Database as a Service.

Network

Internet Protocol Version 6 (IPv6) is being adopted by the US Federal Government and industries around the world. In its most basic format, the new protocol uses 128-bit addresses instead of 32-bit addresses, which are used by the current IPv4 to route packets over the Internet. Toad for Oracle features, such as FTP, access the Internet through third-party vendors that are IPv6 compliant, such as /nSoftware's IP*Works. For access to Web sites by way of the Toad Online window, Toad simply invokes the user-defined or default Web browser.

Additional requirements

Requirement	Details
Additional Software	<ul style="list-style-type: none"> • Microsoft Internet Explorer 6.0 or later (to view video from the Jump list within Toad, and to view the product documentation in HTML format). • Adobe Acrobat Reader 7.0 or later (to view the product documentation in PDF format). • Microsoft .NET Framework 4.0 to support the Toad for Oracle Editions Installer. <p>Microsoft .NET Framework requirements per product</p> <ul style="list-style-type: none"> • Spotlight on Oracle: .NET Framework 3.5 (Service Pack 1 or later) • SQL Optimizer: .NET Framework 4.0 Full Profile • Toad Data Modeler: .NET Framework version 3.5 on first application start
Additional requirements	<p>Spotlight requires:</p> <ul style="list-style-type: none"> • Monitor capable of supporting a resolution of 1280x1024 or larger. You should also set the display to use the 64K color palette (65536 colors). • Toad for Oracle DBA RAC Edition support up to 16 instances in a cluster, with a theoretical limit of 36 instances.

Virtualization support

Type	Details
Application virtualization	<p>Citrix® XenApp 5.0 and 6.5 have been tested.</p> <p>Exceptions by product:</p> <ul style="list-style-type: none">• Benchmark Factory: tested with Citrix XenApp 6.5.• SQL Optimizer: tested with Microsoft Application Virtualization (App-V) 5.0 on Windows 7 and Windows Server 2012.• Toad™ Data Modeler: tested on the Citrix XenApps 6.5 Server.
Desktop virtualization (VDI)	<p>Dell™ vWorkspace™ 7.0 has been tested.</p> <p>Exceptions by product:</p> <ul style="list-style-type: none">• Spotlight: tested on desktop VMware® workstations.• Toad Data Modeler: To avoid printing problems, the virtual printer must be installed directly on vWorkspace.
Server virtualization	<p>Oracle VM 3.1 has been tested.</p> <p>Exceptions by product:</p> <ul style="list-style-type: none">• Benchmark Factory for Databases - Oracle Edition has not been tested.• Spotlight has been tested on VMware ESX server™. Spotlight supports Oracle Virtualization (OVM). Limited testing has been done using Oracle VM 3.0. <p>VMware ESX Server 3.5, 4.0, and 5.5 have been tested.</p> <p>Exceptions by product:</p> <ul style="list-style-type: none">• Benchmark Factory has not been tested.• Code Tester has not been tested.• Toad Data Modeler has been tested using VMware Server 3.0.

NOTE: Toad may work in virtualization environments other than the ones listed.

Windows Privileges

In order to install and run Toad for Oracle, make a connection, and do basic operations, you must have the following privileges.

Operating System	Requirements
Windows Vista Windows 7	<ul style="list-style-type: none">• Read access to the Oracle client folder

Operating System	Requirements
Windows 8 and later	<ul style="list-style-type: none">• Read/write privileges on the Oracle Home directories that you use for your connections
Windows Server 2012	<ul style="list-style-type: none">• Read access to the Oracle client folder• Read/write privileges on the Oracle Home directories that you use for your connections

NOTE: Other functionality in Toad may require additional privileges.

Product licensing

To activate a trial

1. Go to the trial download web page: <https://www.quest.com/products/toad-for-oracle/software-downloads.aspx>, accessed through the product page.
2. Select the Toad Edition that you want to try.
3. Log in to your account or register.
4. Accept the license terms.
5. Download the trial file.

To activate a purchased commercial license

1. Go to the Quest Support website: <https://support.quest.com/>
2. Type the name of the product that you want to activate in the **Enter your product to find support** field.
3. Select **Download New Releases**.
4. Download the installer file.

NOTES:

- License keys compatible with Toad for Oracle 9.7 and earlier versions are no longer supported.
- Beginning with Toad for Oracle 12.5, only the newer 48-character license keys are supported.
- If you have an older license type, the Editions installer points you to the license web page where you can update it.

About us

We are more than just a name

We are on a quest to make your information technology work harder for you. That is why we build community-driven software solutions that help you spend less time on IT administration and more time on business innovation. We help you modernize your data center, get you to the cloud quicker and provide the expertise, security and accessibility you need to grow your data-driven business. Combined with Quest's invitation to the global community to be a part of its innovation, and our firm commitment to ensuring customer satisfaction, we continue to deliver solutions that have a real impact on our customers today and leave a legacy we are proud of. We are challenging the status quo by transforming into a new software company. And as your partner, we work tirelessly to make sure your information technology is designed for you and by you. This is our mission, and we are in this together. Welcome to a new Quest. You are invited to Join the Innovation.

Our brand, our vision. Together.

Our logo reflects our story: innovation, community and support. An important part of this story begins with the letter Q. It is a perfect circle, representing our commitment to technological precision and strength. The space in the Q itself symbolizes our need to add the missing piece — you — to the community, to the new Quest.

Contacting Quest

For sales or other inquiries, visit www.quest.com/company/contact-us.aspx or call +1 949 754-8000.

Technical support resources

Technical support is available to Quest customers with a valid maintenance contract and customers who have trial versions. You can access the Quest Support Portal at <https://support.quest.com>.

The Support Portal provides self-help tools you can use to solve problems quickly and independently, 24 hours a day, 365 days a year. The Support Portal enables you to:

- Submit and manage a Service Request
- View Knowledge Base articles
- Sign up for product notifications
- Download software and technical documentation
- View how-to-videos
- Engage in community discussions

- Chat with support engineers online
- View services to assist you with your product

Copyright 2017 Quest Software Inc. ALL RIGHTS RESERVED.

This guide contains proprietary information protected by copyright. The software described in this guide is furnished under a software license or nondisclosure agreement. This software may be used or copied only in accordance with the terms of the applicable agreement. No part of this guide may be reproduced or transmitted in any form or by any means, electronic or mechanical, including photocopying and recording for any purpose other than the purchaser's personal use without the written permission of Quest Software Inc.

The information in this document is provided in connection with Quest Software products. No license, express or implied, by estoppel or otherwise, to any intellectual property right is granted by this document or in connection with the sale of Quest Software products. EXCEPT AS SET FORTH IN THE TERMS AND CONDITIONS AS SPECIFIED IN THE LICENSE AGREEMENT FOR THIS PRODUCT, QUEST SOFTWARE ASSUMES NO LIABILITY WHATSOEVER AND DISCLAIMS ANY EXPRESS, IMPLIED OR STATUTORY WARRANTY RELATING TO ITS PRODUCTS INCLUDING, BUT NOT LIMITED TO, THE IMPLIED WARRANTY OF MERCHANTABILITY, FITNESS FOR A PARTICULAR PURPOSE, OR NON-INFRINGEMENT. IN NO EVENT SHALL QUEST SOFTWARE BE LIABLE FOR ANY DIRECT, INDIRECT, CONSEQUENTIAL, PUNITIVE, SPECIAL OR INCIDENTAL DAMAGES (INCLUDING, WITHOUT LIMITATION, DAMAGES FOR LOSS OF PROFITS, BUSINESS INTERRUPTION OR LOSS OF INFORMATION) ARISING OUT OF THE USE OR INABILITY TO USE THIS DOCUMENT, EVEN IF QUEST SOFTWARE HAS BEEN ADVISED OF THE POSSIBILITY OF SUCH DAMAGES. Quest Software makes no representations or warranties with respect to the accuracy or completeness of the contents of this document and reserves the right to make changes to specifications and product descriptions at any time without notice. Quest Software does not make any commitment to update the information contained in this document.

If you have any questions regarding your potential use of this material, contact:

Quest Software Inc.

Attn: LEGAL Dept

4 Polaris Way

Aliso Viejo, CA 92656

Refer to our Web site (www.quest.com) for regional and international office information.




Patents

Quest Software is proud of our advanced technology. Patents and pending patents may apply to this product. For the most current information about applicable patents for this product, please visit our website at www.quest.com/legal.

Trademarks

Quest, and the Quest logo are trademarks and registered trademarks of Quest Software Inc. in the U.S.A. and other countries. For a complete list of Quest Software trademarks, please visit our website at www.quest.com/legal. All other trademarks, servicemarks, registered trademarks, and registered servicemarks are the property of their respective owners.

Legend

-  **WARNING:** A WARNING icon indicates a potential for property damage, personal injury, or death.
-  **CAUTION:** A CAUTION icon indicates potential damage to hardware or loss of data if instructions are not followed.
-  **IMPORTANT, NOTE, TIP, MOBILE, or VIDEO:** An information icon indicates supporting information.

Toad™ for Oracle® Release Notes

Updated - 5/26/2017

Version - 2017 Editions