

KACE[®] Systems Deployment Appliance (K2000)

Technical Specifications for Virtual Appliances

March 2017

This document lists the technical specifications of the virtual KACE Systems Deployment Appliance (K2000).

For additional K2000 product documentation, go to <http://documents.quest.com/KACE-Systems-Deployment-Appliance>.

Topics:

- [Virtual K2000 and RSA host system requirements](#)
- [Operating system requirements](#)
- [Browser requirements for the web-based user interface](#)

Virtual K2000 and RSA host system requirements

The virtual KACE Systems Deployment Appliance (VK2000) or virtual RSA software can be installed on host systems that meet the following requirements.

Table 1. Host system requirements

Requirement	Details	
Processor	Two or more vCPUs	
Memory	4 GB or more (Dedicated/Share = High)	
Network Interface	One Ethernet Port	
Available Disk Space	Version 4.1	Version 4.0
	500 GB	1 TB
Server and Operating System	64-bit	
Virtualization Infrastructure Requirements	For VMware[®] installations:	
	VMware ESX [®] /ESXi [™] 5.5 or later Open Virtualization Format (OVF) 1.0	
	For Microsoft[®] Hyper-V[®] installations:	
	Windows Server [®] 2012/2012 R2 with Hyper-V Hyper-V Server 2012/2012 R2	

Operating system requirements

The virtual KACE Systems Deployment Appliance (VK2000) supports deployments of the following operating systems.

Table 2. Operating system requirements

Operating system	Details
Windows®	
Windows 8, 8.1, and 10	Professional, Enterprise
Windows 7	Professional, Enterprise, Ultimate
Windows XP SP3 (limited support)	Professional, Tablet PC Edition, Media Center Edition
Windows Server® 2016, 2012, 2012 R2	Foundation, Essentials, Standard ¹ , Datacenter ¹ ¹ Cannot be running in Server Core mode
Windows Server 2008	Web Edition, Standard Edition, HPC Edition
Windows Server 2003 (limited support)	Web Edition, Standard Edition, Enterprise Edition, Datacenter Edition, HPC Edition
PXE-enabled network interface	
X86 system architecture	
Windows 64-bit support	
Mac®	
Mac OS X®	10.7 (Intel only) – 10.12

Browser requirements for the web-based user interface

To access the KACE Systems Deployment Appliance Administrator Console web-based user interface, use a monitor with a screen resolution of at least 1280 pixels by 800 pixels and one of the following web browsers.

Table 3. Browser requirements for the Administrator Console web-based user interface

Browser	Details
Internet Explorer®	11.x or later
Firefox®	45.x or later
Safari®	7.x or later
Chrome™	49.x or later
Microsoft Edge™	12.x or later

About us

We are more than just a name

We are on a quest to make your information technology work harder for you. That is why we build community-driven software solutions that help you spend less time on IT administration and more time on business innovation. We help you modernize your data center, get you to the cloud quicker and provide the expertise, security and accessibility you need to grow your data-driven business. Combined with Quest's invitation to the global community to be a part of its innovation, and our firm commitment to ensuring customer satisfaction, we continue to deliver solutions that have a real impact on our customers today and leave a legacy we are proud of. We are challenging the status quo by transforming into a new software company. And as your partner, we work tirelessly to make sure your information technology is designed for you and by you. This is our mission, and we are in this together. Welcome to a new Quest. You are invited to Join the Innovation.

Our brand, our vision. Together.

Our logo reflects our story: innovation, community and support. An important part of this story begins with the letter Q. It is a perfect circle, representing our commitment to technological precision and strength. The space in the Q itself symbolizes our need to add the missing piece — you — to the community, to the new Quest.

Contacting Quest

For sales or other inquiries, visit www.quest.com/company/contact-us.aspx or call 1-949-754-8000.

Technical support resources

Technical support is available to Quest customers with a valid maintenance contract and customers who have trial versions. You can access the Quest Support Portal at <https://support.quest.com>.

The Support Portal provides self-help tools you can use to solve problems quickly and independently, 24 hours a day, 365 days a year. The Support Portal enables you to:

- Submit and manage a Service Request
- View Knowledge Base articles
- Sign up for product notifications
- Download software and technical documentation
- View how-to-videos
- Engage in community discussions
- Chat with support engineers online
- View services to assist you with your product.

Copyright 2017 Quest Software Inc.

ALL RIGHTS RESERVED.

This guide contains proprietary information protected by copyright. The software described in this guide is furnished under a software license or nondisclosure agreement. This software may be used or copied only in accordance with the terms of the applicable agreement. No part of this guide may be reproduced or transmitted in any form or by any means, electronic or mechanical, including photocopying and recording for any purpose other than the purchaser's personal use without the written permission of Quest Software Inc.

The information in this document is provided in connection with Quest Software products. No license, express or implied, by estoppel or otherwise, to any intellectual property right is granted by this document or in connection with the sale of Quest Software products. EXCEPT AS SET FORTH IN THE TERMS AND CONDITIONS AS SPECIFIED IN THE LICENSE AGREEMENT FOR THIS PRODUCT, QUEST SOFTWARE ASSUMES NO LIABILITY WHATSOEVER AND DISCLAIMS ANY EXPRESS, IMPLIED OR STATUTORY WARRANTY RELATING TO ITS PRODUCTS INCLUDING, BUT NOT LIMITED TO, THE IMPLIED WARRANTY OF MERCHANTABILITY, FITNESS FOR A PARTICULAR PURPOSE, OR NON-INFRINGEMENT. IN NO EVENT SHALL QUEST SOFTWARE BE LIABLE FOR ANY DIRECT, INDIRECT, CONSEQUENTIAL, PUNITIVE, SPECIAL OR INCIDENTAL DAMAGES (INCLUDING, WITHOUT LIMITATION, DAMAGES FOR LOSS OF PROFITS, BUSINESS INTERRUPTION OR LOSS OF INFORMATION) ARISING OUT OF THE USE OR INABILITY TO USE THIS DOCUMENT, EVEN IF QUEST SOFTWARE HAS BEEN ADVISED OF THE POSSIBILITY OF SUCH DAMAGES. Quest Software makes no representations or warranties with respect to the accuracy or completeness of the contents of this document and reserves the right to make changes to specifications and product descriptions at any time without notice. Quest Software does not make any commitment to update the information contained in this document.

If you have any questions regarding your potential use of this material, contact:

Quest Software Inc.

Attn: LEGAL Dept

4 Polaris Way

Aliso Viejo, CA 92656

Refer to our Web site (www.quest.com) for regional and international office information.


Patents


Quest Software is proud of our advanced technology. Patents and pending patents may apply to this product. For the most current information about applicable patents for this product, please visit our website at www.quest.com/legal.


Trademarks

Quest, and the Quest logo are trademarks and registered trademarks of Quest Software Inc. in the U.S.A. and other countries. For a complete list of Quest Software trademarks, please visit our website at www.quest.com/legal. All other trademarks, servicemarks, registered trademarks, and registered servicemarks are the property of their respective owners.

Legend

-  **WARNING:** A WARNING icon indicates a potential for property damage, personal injury, or death

-  **CAUTION:** A CAUTION icon indicates potential damage to hardware or loss of data if instructions are not followed.

-  **IMPORTANT, NOTE, TIP, MOBILE, or VIDEO:** An information icon indicates supporting information.

KACE Systems Deployment Appliance (K2000) Technical Specifications for Virtual Appliances
Updated - March 2017
Software Version - 4.1